NOTE:
DESIGN INTENT DRAWINGS ONLY. DESIGN OF THE CURTAIN WALL SYSTEM IS TO SPECIALIST SUB-CONTRACTOR DESIGN SEE SPECIFICATION s5 25 10 20 85 AND PATRICK RYAN DETAILS AND SPECIFICATION.

DETAILS SHOWN INDICATIVELY- ALL TO BE WORKED UP BY THE SPECIALIST SUB-CONTRACT DESIGNER. ALSO REFER TO THE INDICATIVE DETAILS FROM PATRICK RYAN ASSOCIATES AS GENERAL GUIDANCE.

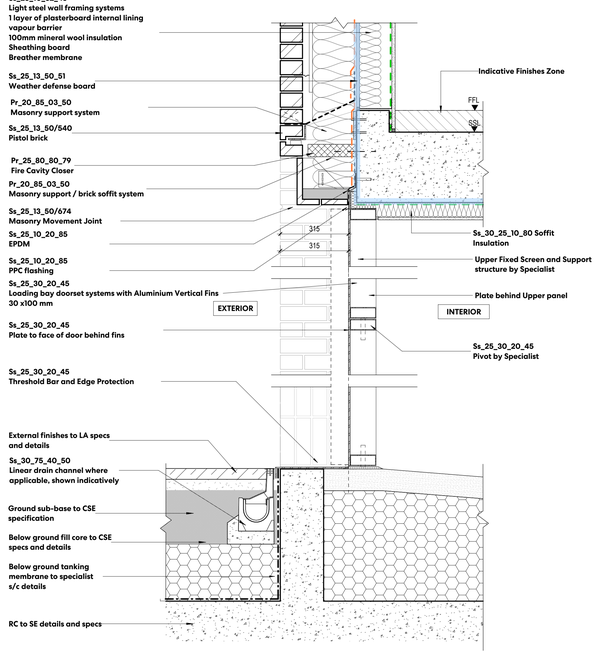

01 GATE TO SERVICE YARD TYP SECTION
1 : 10

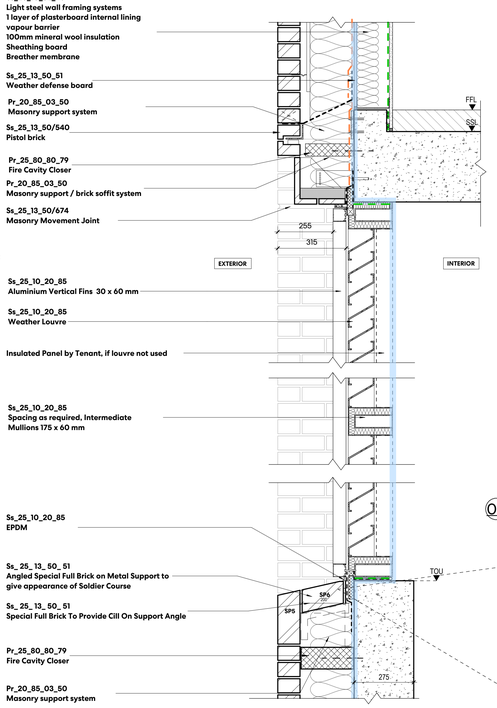

02 WEATHER LOUVRE WITH VERTICAL FIN SYSTEM DETAIL SECTION
1 : 10

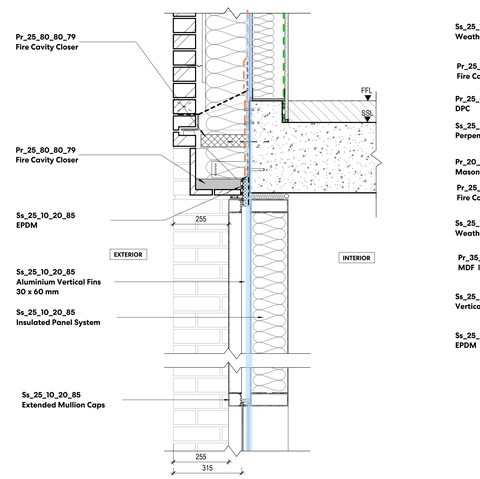

03 INSULATED PANEL WITH VERTICAL FIN SYSTEM DETAIL SECTION
1 : 10

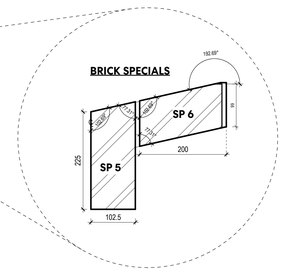

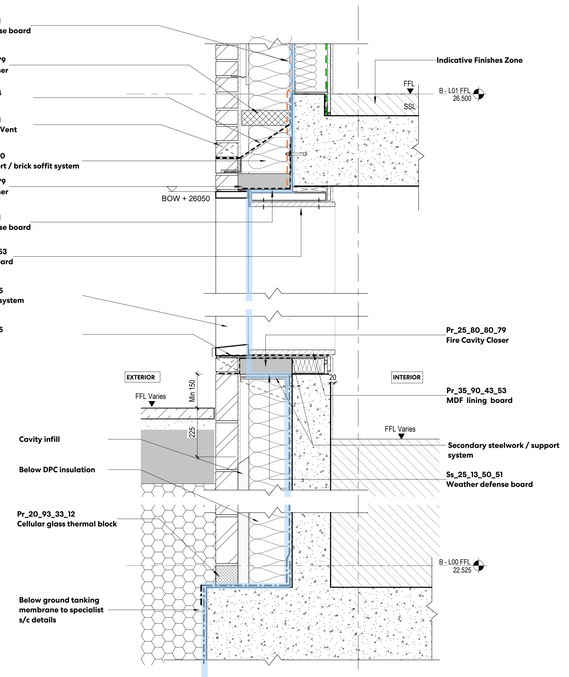

04 GROUND FLOOR LOUVRE DETAIL SECTION
1 : 10

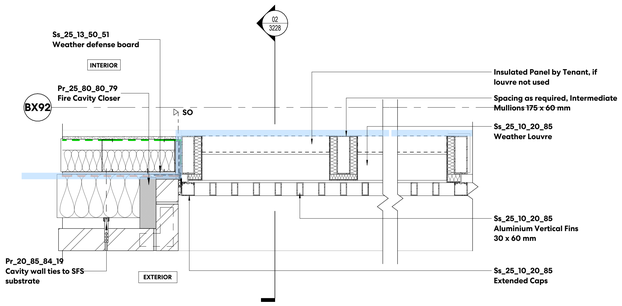

05 WEATHER LOUVRE WITH ALUMINIUM FIN SYSTEM DETAIL PLAN
1 : 10

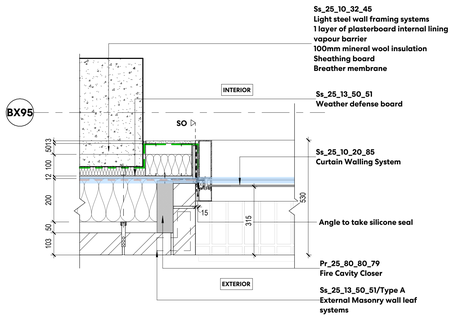

08 BRICKWORK AT GLAZING DETAIL PLAN
1 : 10

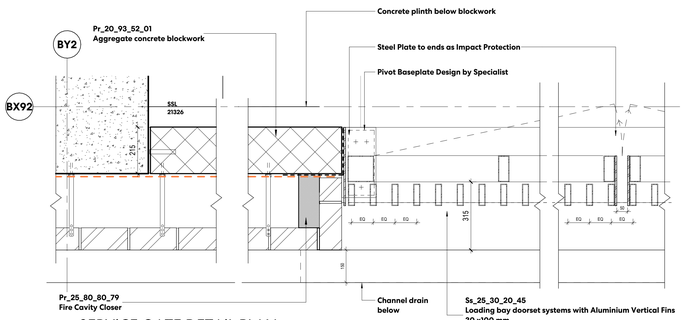

06 SERVICE GATE DETAIL PLAN
1 : 10

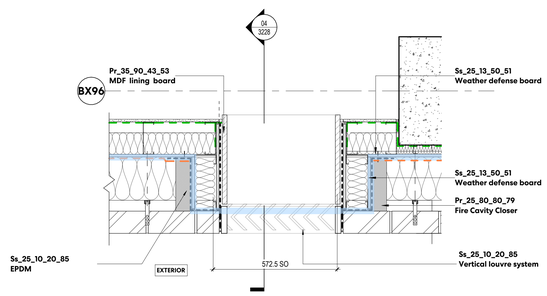

07 GROUND FLOOR LOUVRE DETAIL PLAN
1 : 10

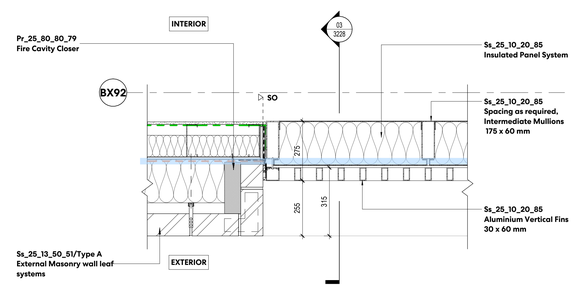

09 WEATHER LOUVRE WITH INSULATED PANEL DETAIL PLAN
1 : 10

Perkins&Will

150 Holborn
London
EC1N 2NS
t +44 20 7466 1000
f +44 20 7466 1050
www.perkinswill.com

NOTES

Drawing indicates design intent only.

All information, areas, dimensions and datum levels are subject to detailed survey, detailed design and investigative work.

Do not scale from the drawing.

This drawing is the property of Perkins&Will UK Ltd. No disclosure or copy of it may be made without the written permission of Perkins&Will UK Ltd.

AIR TIGHTNESS / MEMBRANES KEY
- Air Tightness Line
- VCL-Vapour Control Layer
- Breather membrane
- EPDM / Air sealing tape
- Waterproofing membrane

PROJECT
TRIBECA
Reef Group
PLOT B - THE REFLECTOR

KEYPLAN

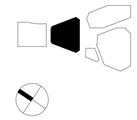

ISSUE CHART

P01	Stage 4 Issue - Tender	10/05/24
MARK	ISSUE	DATE

Date	19 / 08 / 22
Job Number	322406
Scale	As indicated
Drawn	RG
Checked	DS
Approved	PD

CDE STATUS
STAGE 04 - TENDER

TITLE
EXTERNAL WALL DETAILS - SHEET 2

SHEET NUMBER
TRI PWA B1 ZZ DR A 3228
PROJECT | AUTHOR | VOLUME | LEVEL | TYPE | ROLE | NUMBER

CDE STATUS CODE: S3
REVISION: P01

Copyright © 2023 Perkins+Will

Autodesk Docs://TRIBECA/TRI-PWA-PB-ZZ-M3-A-0001.rvt
10/05/2024 18:07:36