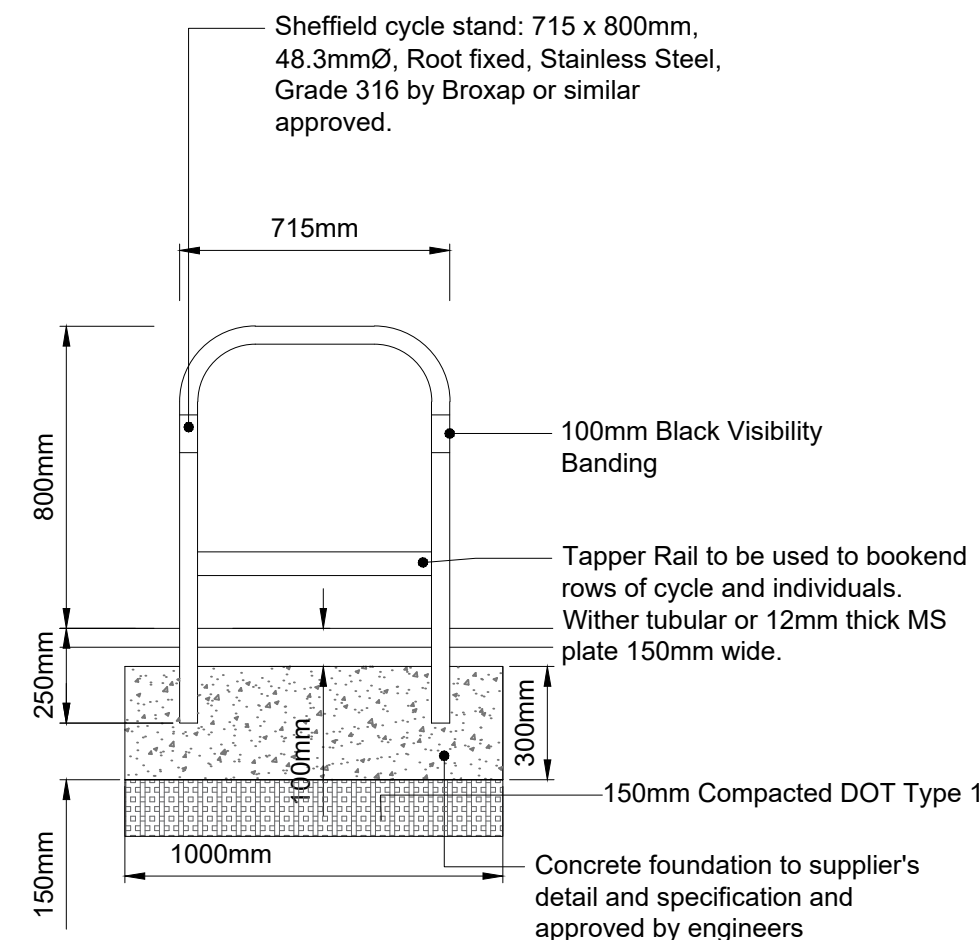
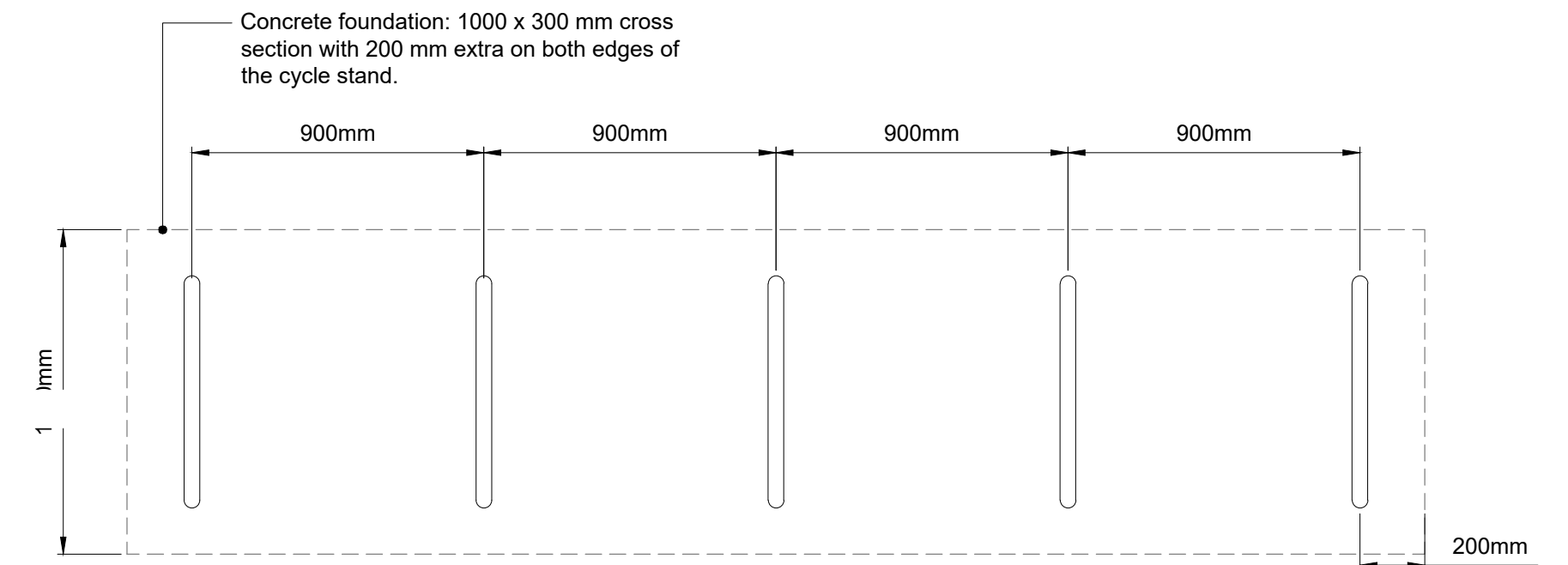


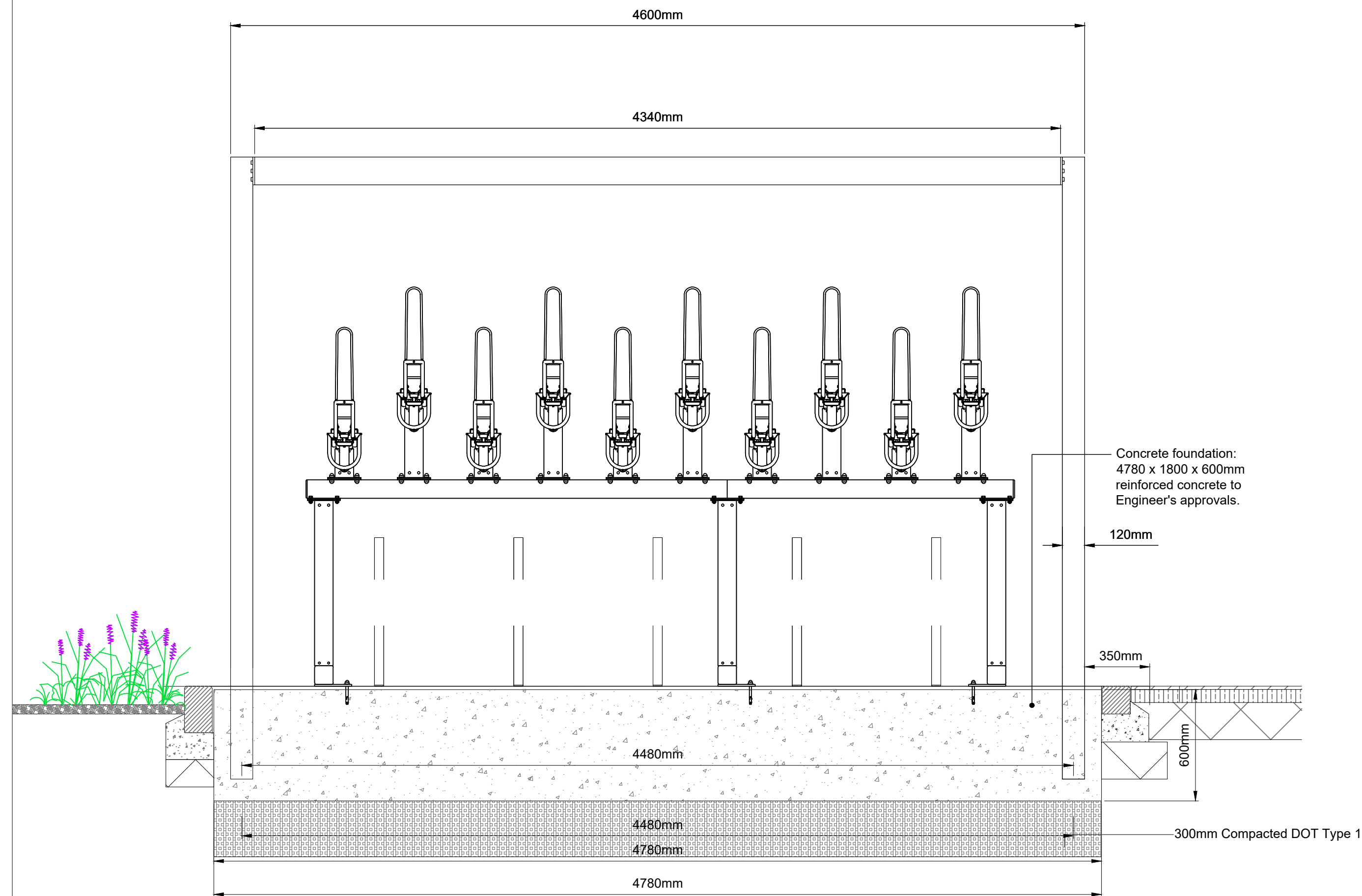
03 F13: CYCLE SHELTER DETAIL
PLAN SCALE 1:20



02 F12: CYCLE STAND
SECTION SCALE 1:20



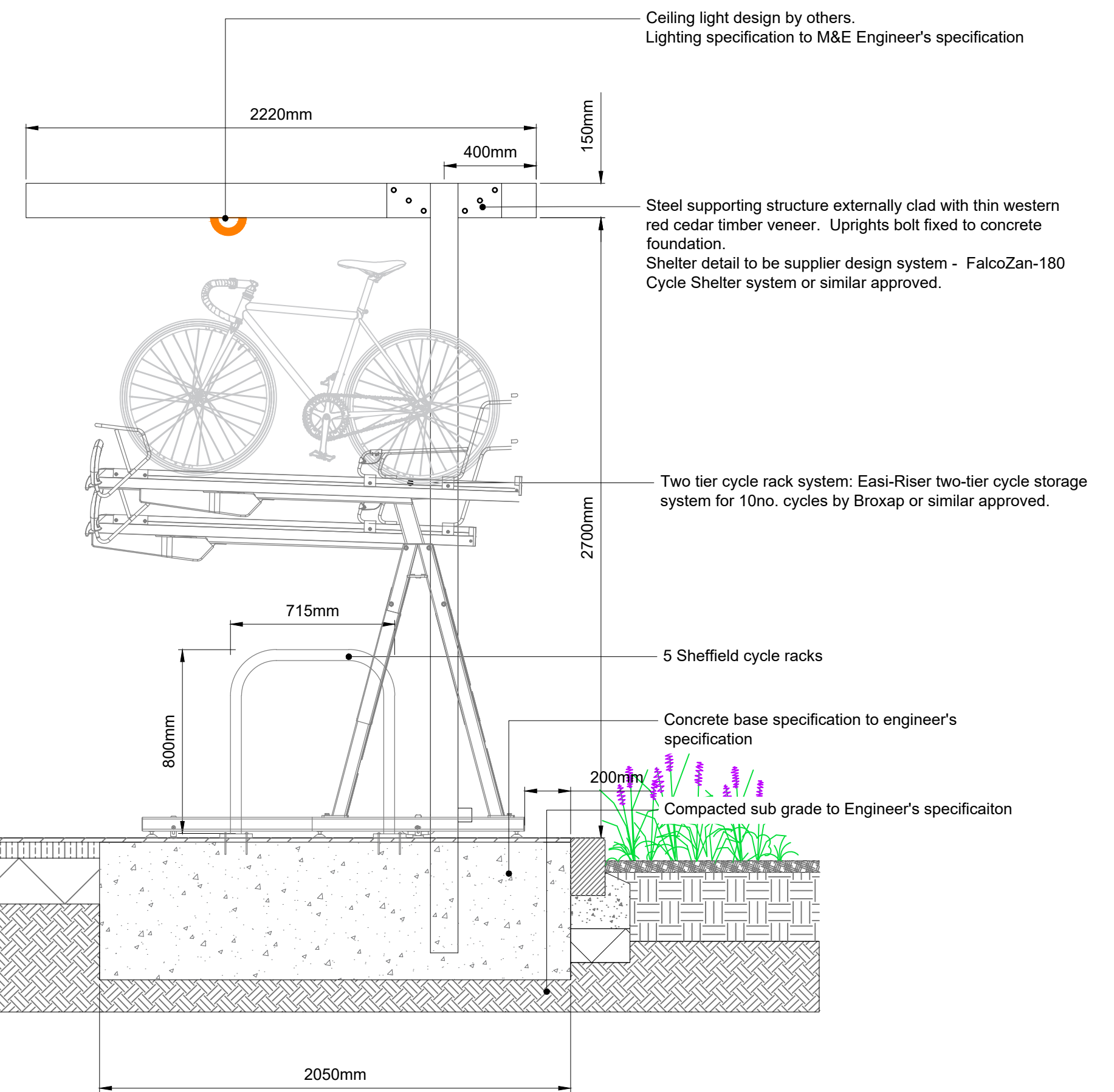
01 F12: CYCLE STAND
PLAN SCALE 1:20



04 F13: CYCLE SHELTER DETAIL
SECTION SCALE 1:20

Resin bound gravel: detail drawing refer to 1CP01-MDS_LDE-LS-DDE-SS08_SL23_GF-000003
Flush kerb and linier drainage: detail drawing refer to 1CP01-MDS_LDE-LS-DDE-SS08_SL23_GF-000001

04 F13: CYCLE SHELTER DETAIL
SECTION SCALE 1:20



C01	First Submission	MP	KM	DW		HS2 accepts no responsibility for any circumstances which arise from the reproduction of this document after alteration, amendment or abbreviation or if it is issued in part or issued incompletely in any way.
C02	Stage 4 Submission	MP	KM	DW		© Crown Copyright and database right 2020. All rights reserved. Ordnance Survey Licence number 100049190
		09/02/24	09/02/24	09/02/24		© Crown Copyright material is reproduced with the permission of Land Registry under delegated authority from the Controller of HMSO.
						This material was last updated on 2020 and may not be copied, distributed, sold or published without the formal permission of Land Registry. Only an official copy of a title plan or register obtained from the Land Registry may be used for legal or other official purposes.
Rev	Description	Drawn	Checked	Approved	Con Acc	Scale with caution as distortion can occur.

- Legends/Notes:
- This drawing to be read in conjunction with GA drawings 1CP01-MDS_LDE-LS-DGA-SS08_SL23_GF-000003 and Landscape Specification 1CP01-MDS_LDE-LS-SPE-SS08_SL23_GF-000001.
 - Do not scale from drawing, use figured dimensions only and all dimensions to be checked onsite.
 - Construction details refer to the supplier's shop drawings and specification.
 - Fixing details refer to the Engineer's specification and the supplier's recommendation.

HS2

Registered in England
Registration No. 06791686
Registered office:
2 Snow Hill, Queensway,
Birmingham, B4 6GA

Official

Stage	4	Project/Contract	1CP01	Creator/Originator	MDS	Sub Originator	LDA Design
Drawing Title	SS08	Work Package Description	SL23	Discipline/Function	LS	System description	DDE
Drawing Title	Cycle Stand Details			Drawn by	MP	Checked by	KM
Scale	1:20	Size	A1	Approved by	DW	Date	09/02/2024
Drawing No.	1CP01-MDS_LDE-LS-DDE-SS08_SL23_GF-000007			Suitability	S6	Rev.	C02