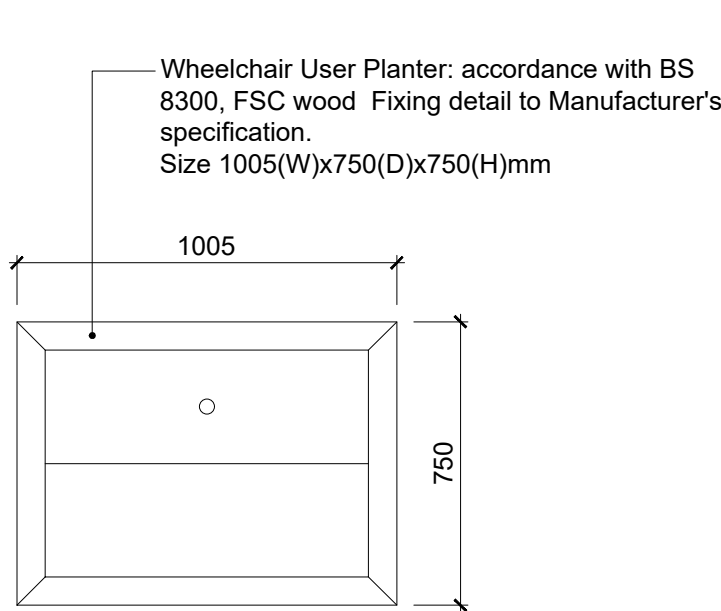
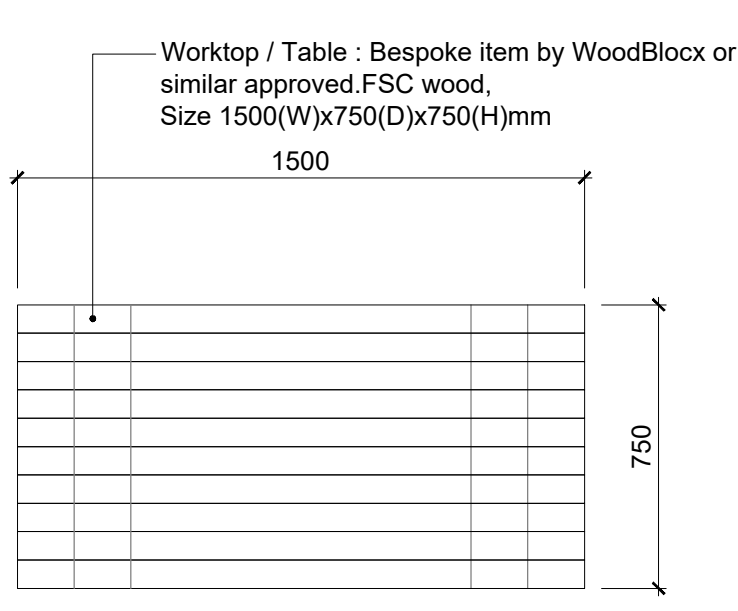


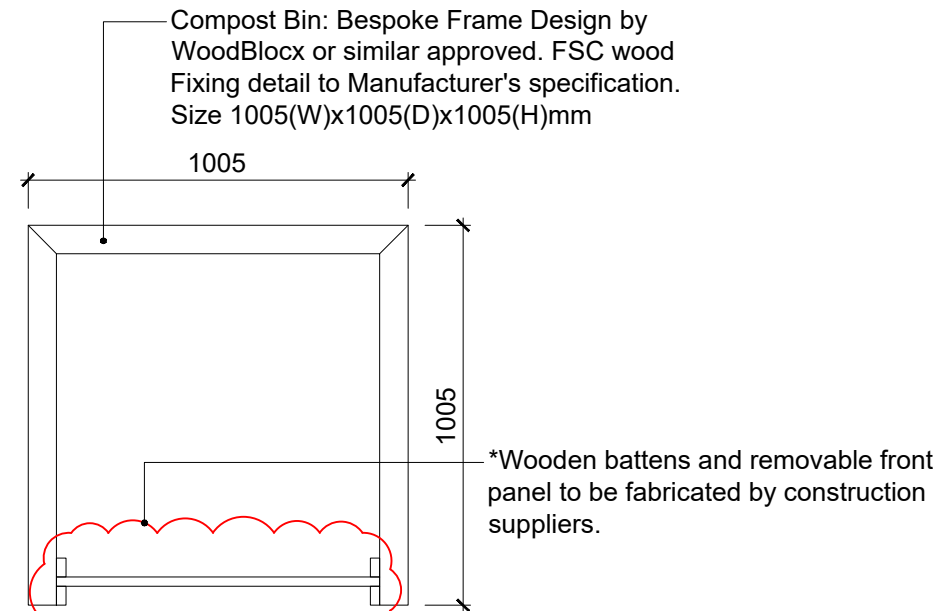
01
005 F1: Movable Timber Planter
Plan SCALE 1:25



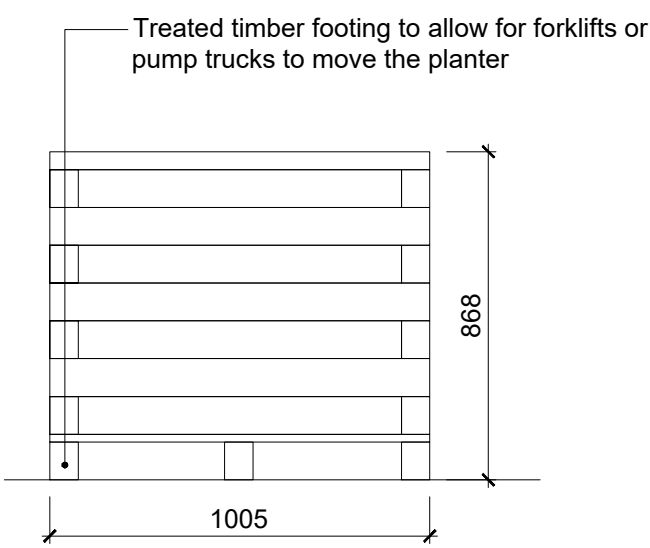
04
005 F2: Wheelchair User Timber Planter
Plan SCALE 1:25



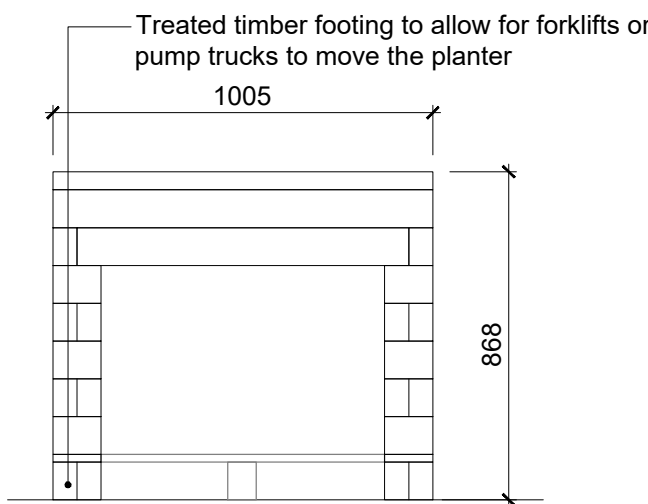
07
005 F3: Worktop / Table
Plan SCALE 1:25



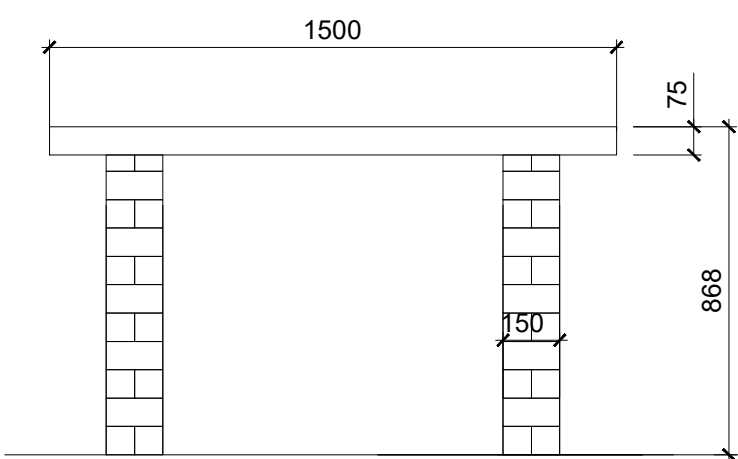
11
005 F9: Compost Bin
Plan SCALE 1:25



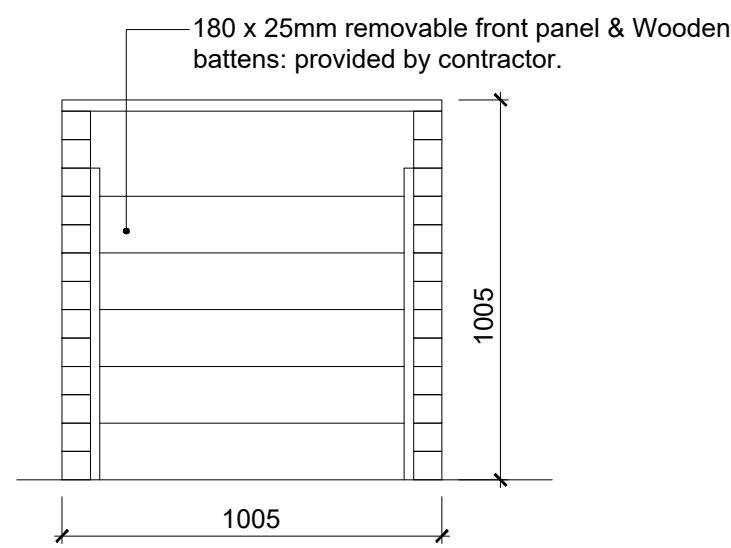
02
005 F1: Movable Timber Planter
Elevation SCALE 1:25



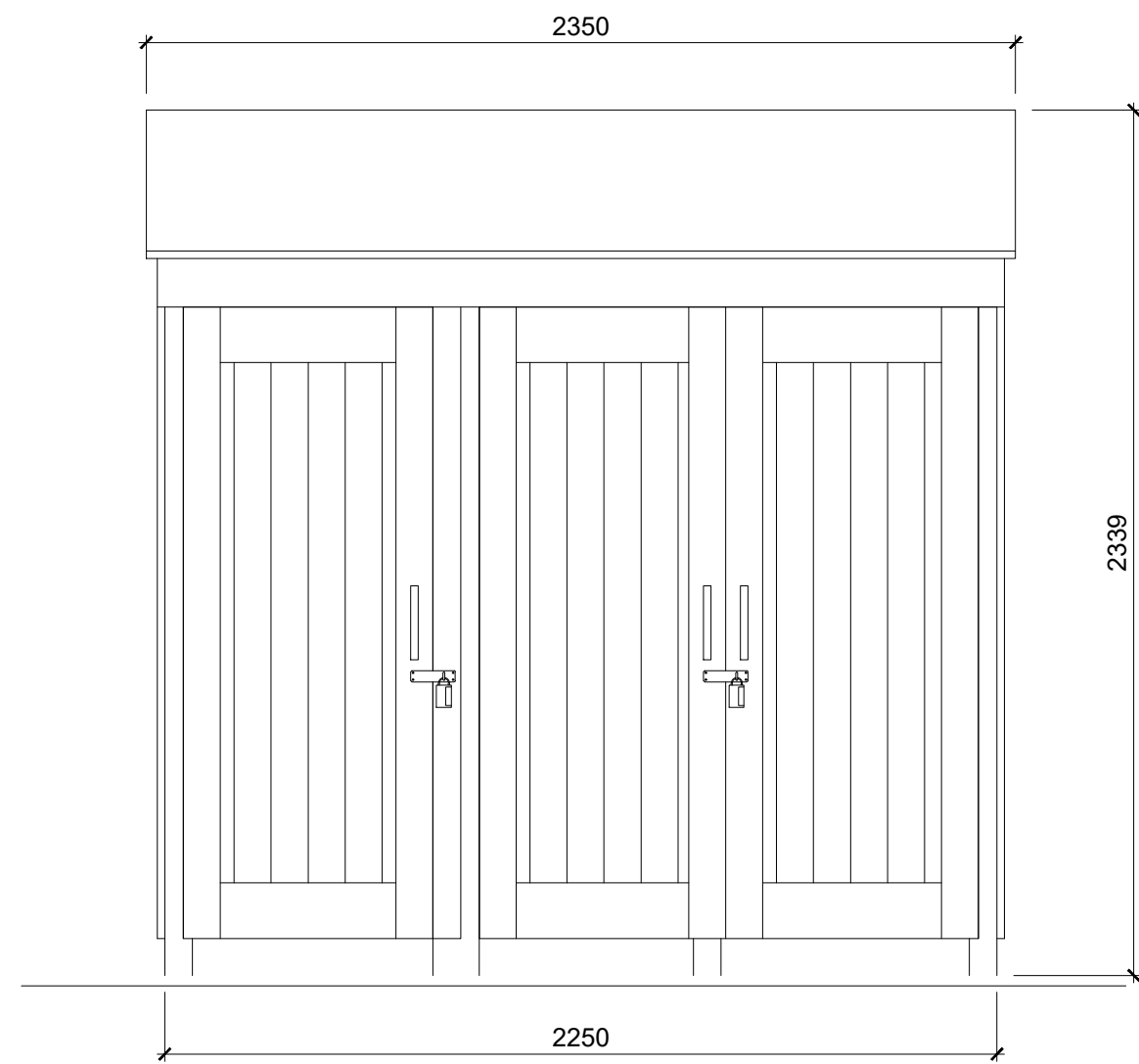
05
005 F2: Wheelchair User Timber Planter
Side Elevation SCALE 1:25



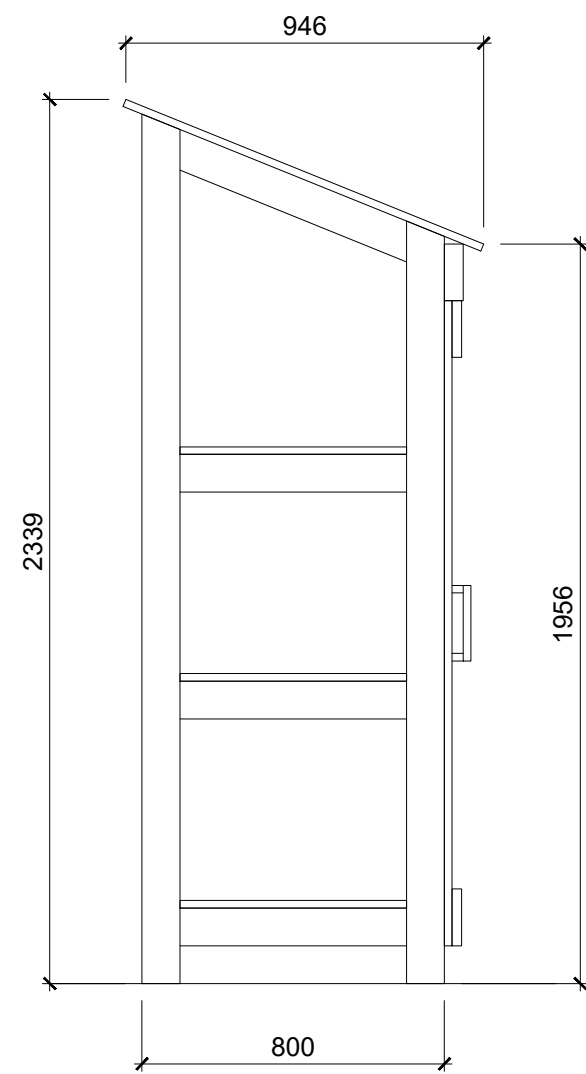
08
005 F3: Worktop / Table
Elevation SCALE 1:25



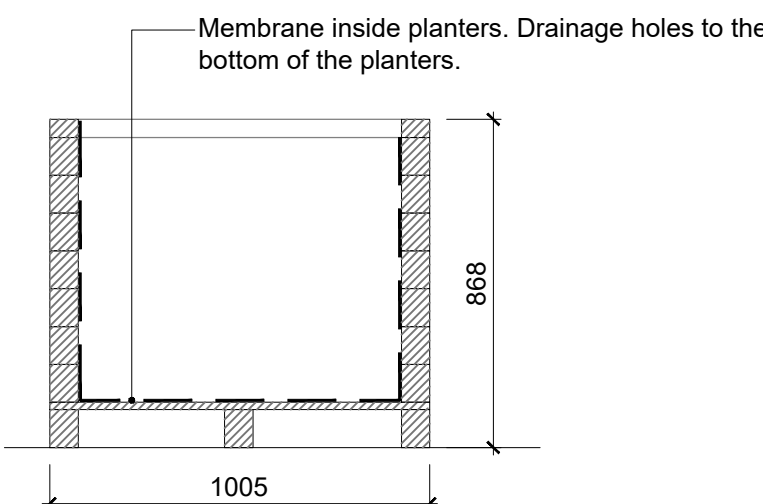
12
005 F9: Compost Bin
Elevation SCALE 1:25



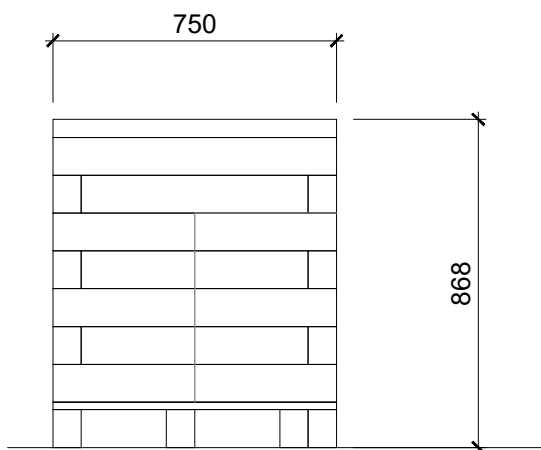
14
005 F5: Timber Tool Shed
Elevation SCALE 1 : 25



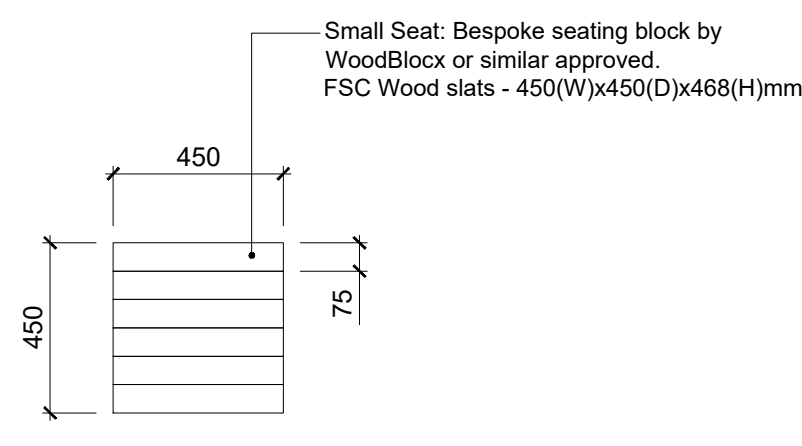
15
005 F5: Timber Tool Shed
Side Section SCALE 1 : 25



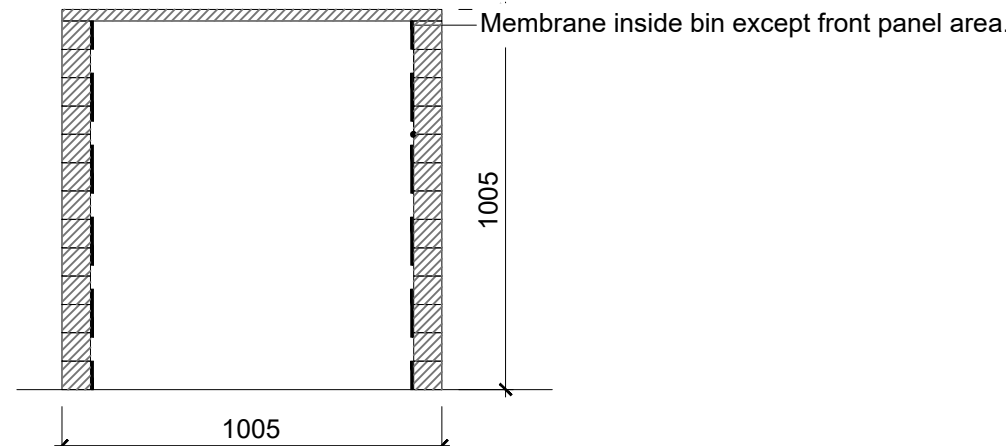
03
005 F1: Movable Timber Planter
Section SCALE 1:25



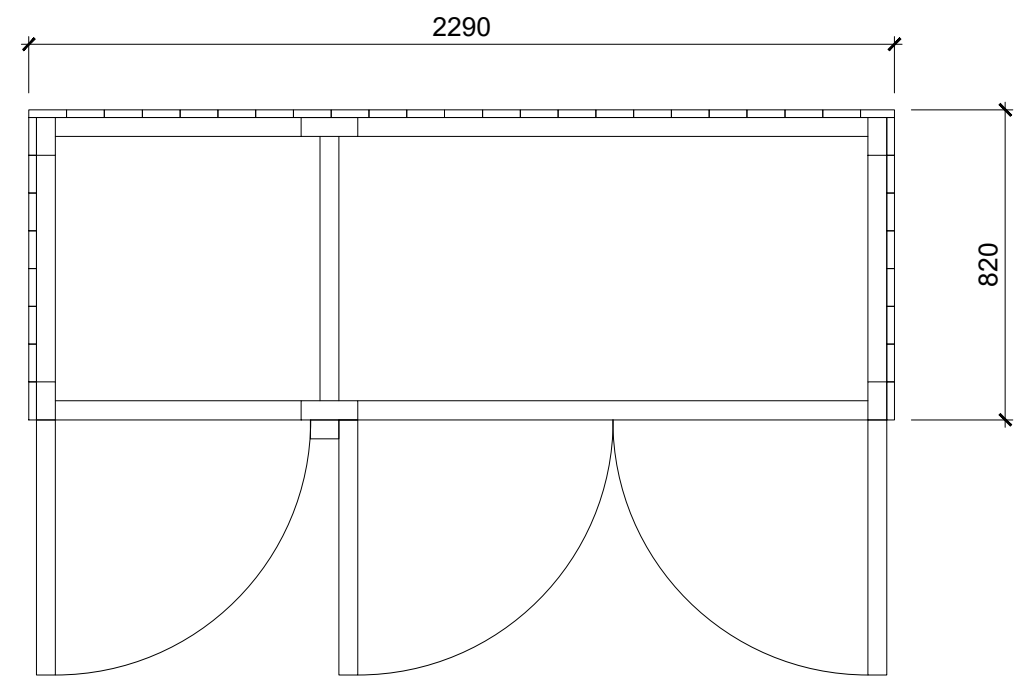
06
005 F2: Wheelchair User Timber Planter
Side Elevation SCALE 1:25



09
005 F4: Seating
Plan SCALE 1:25



13
005 F9: Compost Bin
Section SCALE 1:25



16
005 F5: Timber Tool Shed
Plan SCALE 1 : 25

Watering Post
1/2" Pillar Standpipe by Arrow Valves or similar:
Post - Stainless steel

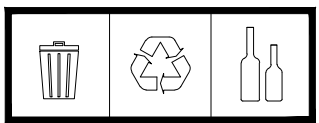
H: 955mm
W: 130mm
D: 130mm



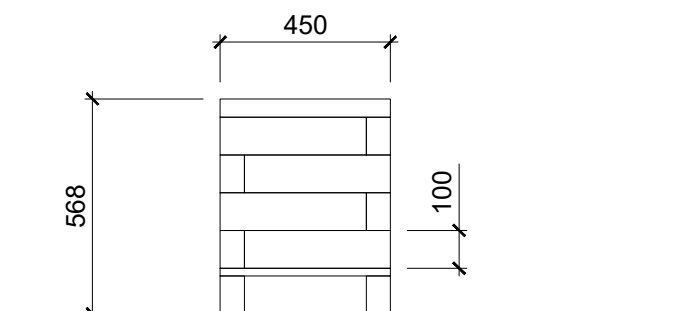
17
005 F6: Watering Post
Illustrative SCALE N.T.S.

Triple General / Recycle / Bottle bins
Box Wood litter bin by artform urban furniture or similar: Timber slats front onto a steel structure

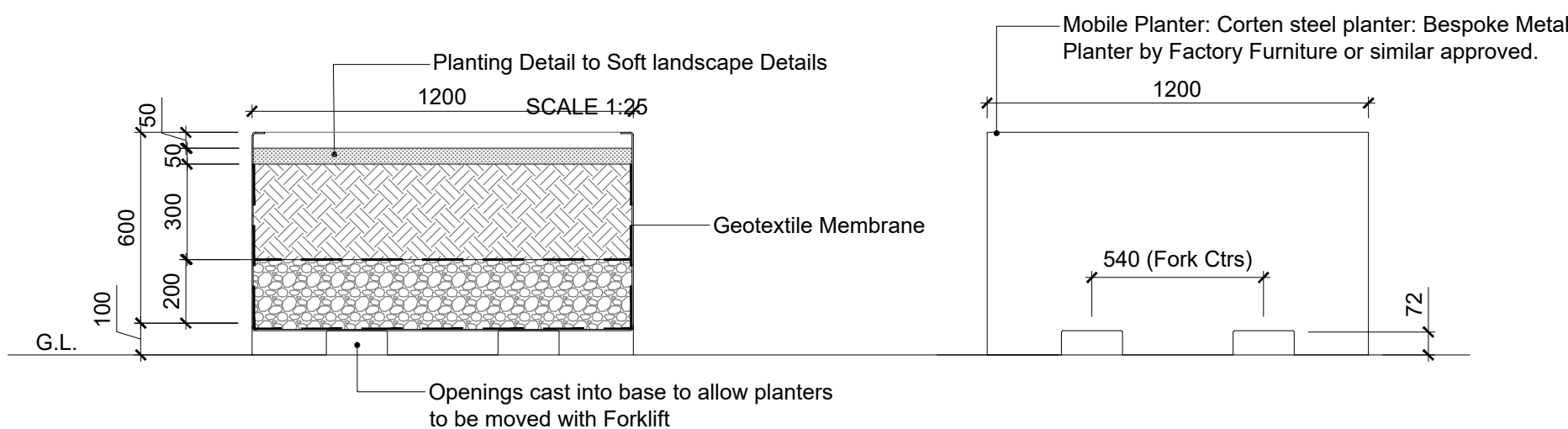
H: 1005mm
W: 517mm
D: 400mm



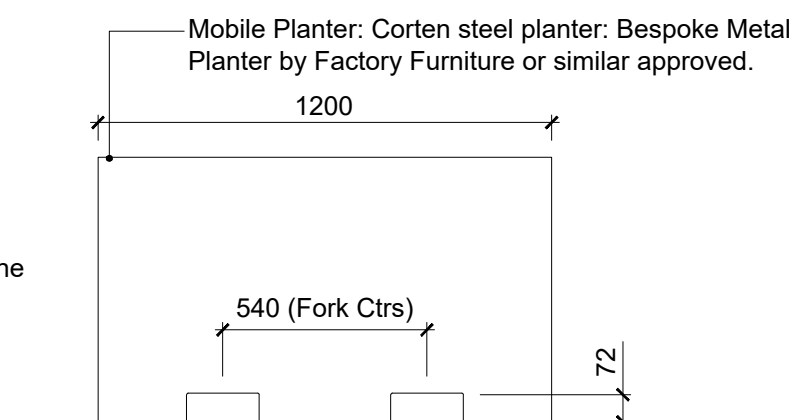
18
005 F7: Triple General / Recycle / Bottle Bins
Illustrative SCALE N.T.S.



10
005 F4: Seating
Section



19
005 F8: Mobile Planter Detail
Section SCALE 1:25



20
005 F8: Mobile Planter Detail
Elevation SCALE 1:25

- Furniture Note:
- F1 to F5: Reused furniture from the MWU scheme. All furniture relocate to suitable for the permanent scheme.
 - F6 Water Post: 1no. water post within TEP garden to be retained. Additional 2no. water posts within the main entrance area. The proposed location to 1CP01-MDS_LDE-LS-DGA-SS08_SL23_GF-000003 - General Arrangement Plan.
 - F7 Triple General / Recycle / Bottle Bins: 1 set within TEP garden to be relocate to suitable for the permanent scheme and additional one set within the main entrance area.
 - F8 Mobile Planter to be reused from the MWU scheme. All planters to be relocated to the main entrance area. The proposed location to 1CP01-MDS_LDE-LS-DGA-SS08_SL23_GF-000003 - General Arrangement Plan.

C01	First Submission	MP	KM	DW		HS2 accepts no responsibility for any circumstances which arise from the reproduction of this document after alteration, amendment or abbreviation or if it is issued in part or issued incompletely in any way.
C02	Stage 4 Submission	MP	KM	DW		© Crown Copyright and database right 2020. All rights reserved. Ordnance Survey Licence number 100049190
C03	Stage 4 Design Update	MP	KM	DW		© Crown Copyright material is reproduced with the permission of Land Registry under delegated authority from the Controller of HMSO.
						This material was last updated on 2020 and may not be copied, distributed, sold or published without the formal permission of Land Registry. Only an official copy of a title plan or register obtained from the Land Registry may be used for legal or other official purposes.
Rev	Description	Drawn	Checked	Approved	Con Acc	Scale with caution as distortion can occur.

- Legends/Notes:
- This drawing to be read in conjunction with GA drawings 1CP01-MDS_LDE-LS-DGA-SS08_SL23_GF-000003 and Landscape Specification 1CP01-MDS_LDE-LS-SPE-SS08_SL23_GF-000001.
 - Do not scale from drawing, use figured dimensions only and all dimensions to be checked onsite.
 - Construction details refer to the supplier's shop drawings and specification.
 - Fixing details refer to the Engineer's specification and the supplier's recommendation.

HS2

Registered in England
Registration No. 06791686
Registered office:
2 Snow Hill, Queensway,
Birmingham, B4 6GA

Official

Stage	Project/Contract	Creator/Originator	Sub Originator
4	1CP01	MDS	LDA Design
Drawing Title	Work Package Description	Discipline/Function	System description
SS08	SL23	LS	DDE
Drawing Title	Drawn by	Checked by	Approved by
Furniture Details	MP	KM	DW
Scale	Size	Suitability	Date
1:25	A1	S6	28/03/2024
Drawing No.			Rev.
1CP01-MDS_LDE-LS-DDE-SS08_SL23_GF-000005			C03