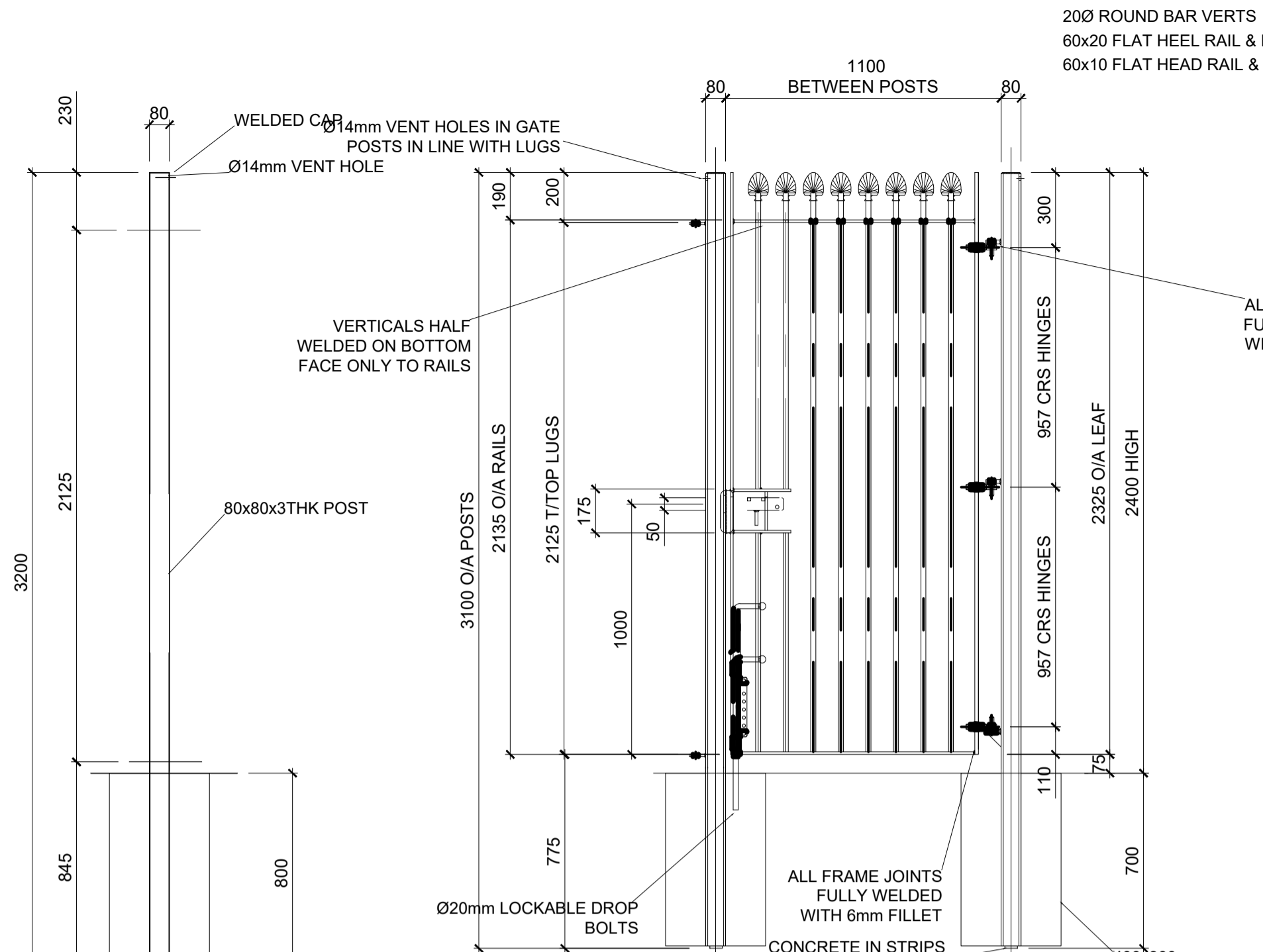
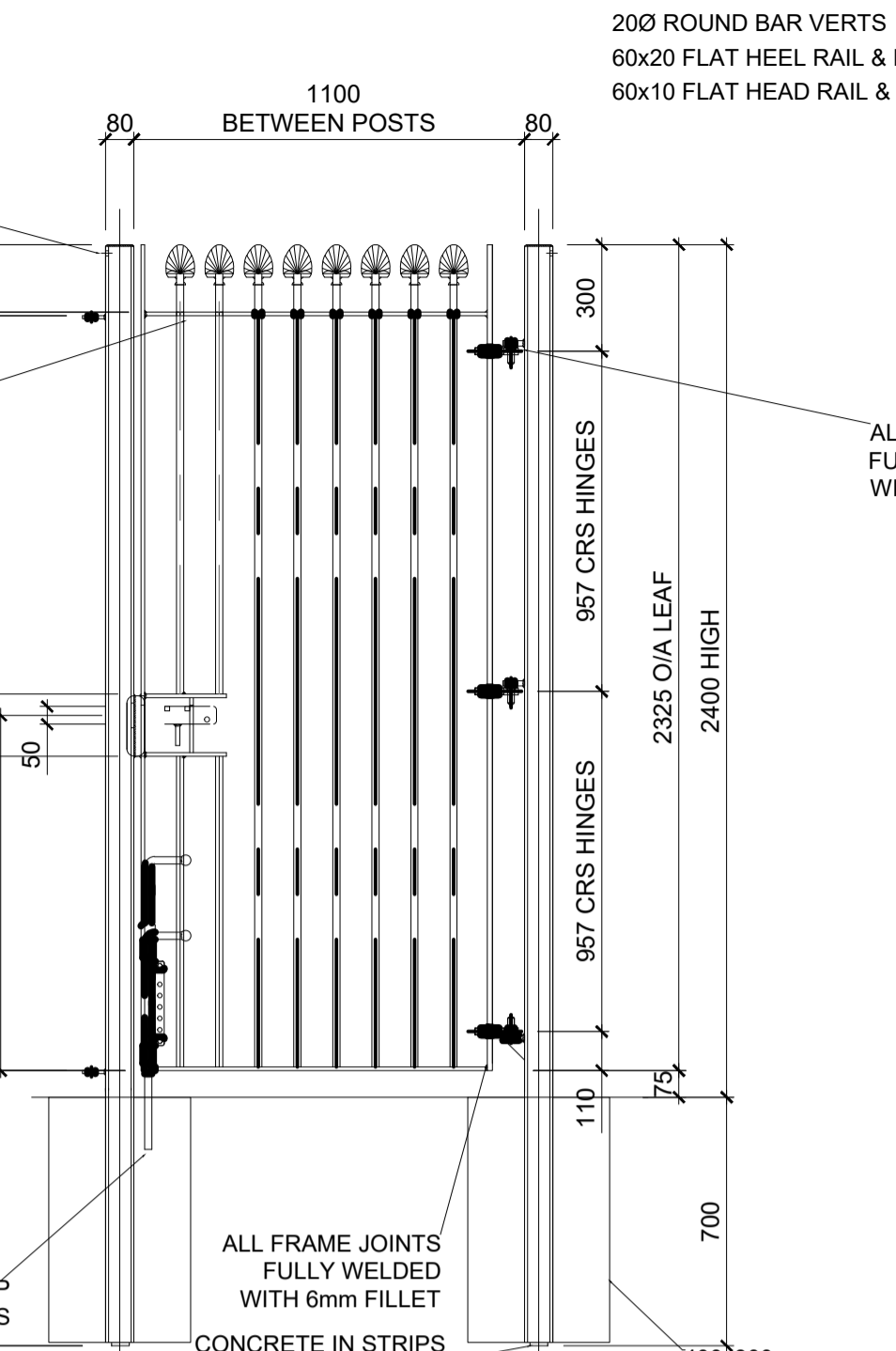


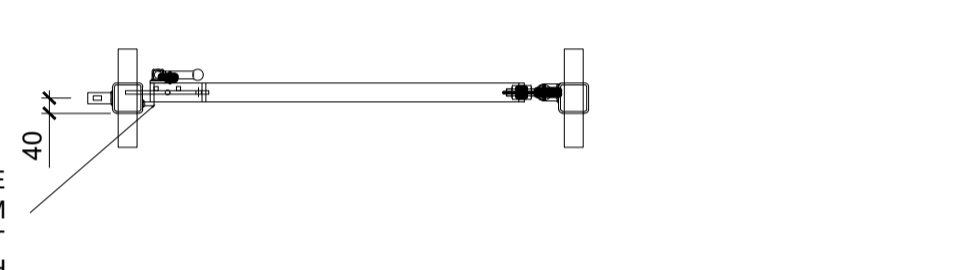
01 Fe1: Security Fence - Typical Panel Detail
Elevation SCALE 1 : 25



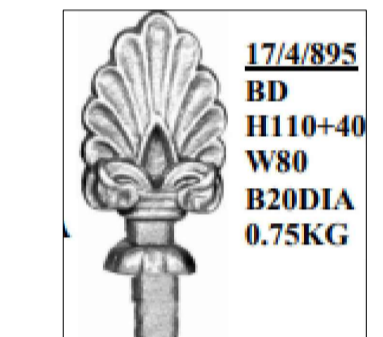
03 Fe1: Security Fence - Typical Post
Elevation SCALE 1 : 25



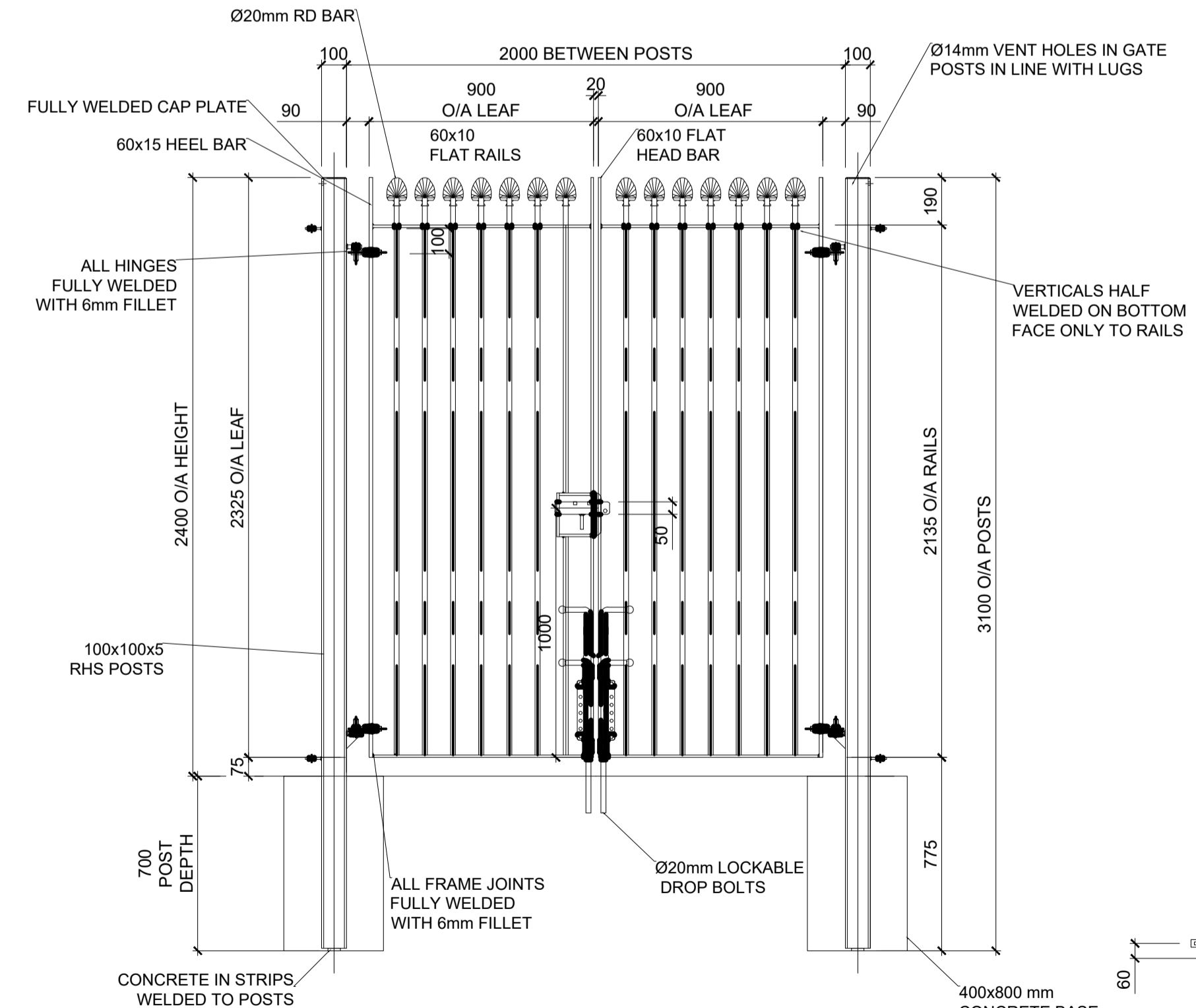
04 Fe1: Security Fence - Typical Single Door
Elevation SCALE 1 : 25



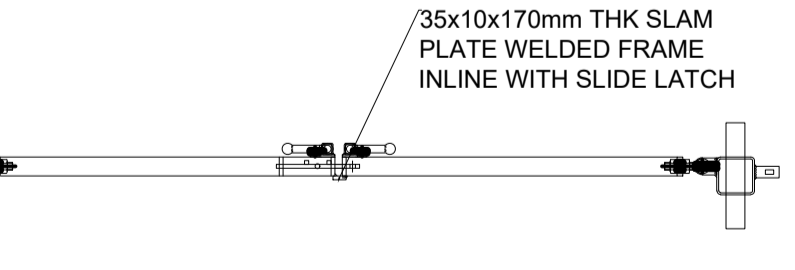
05 Fe1: Security Fence - Typical Single Door
Plan SCALE 1 : 25



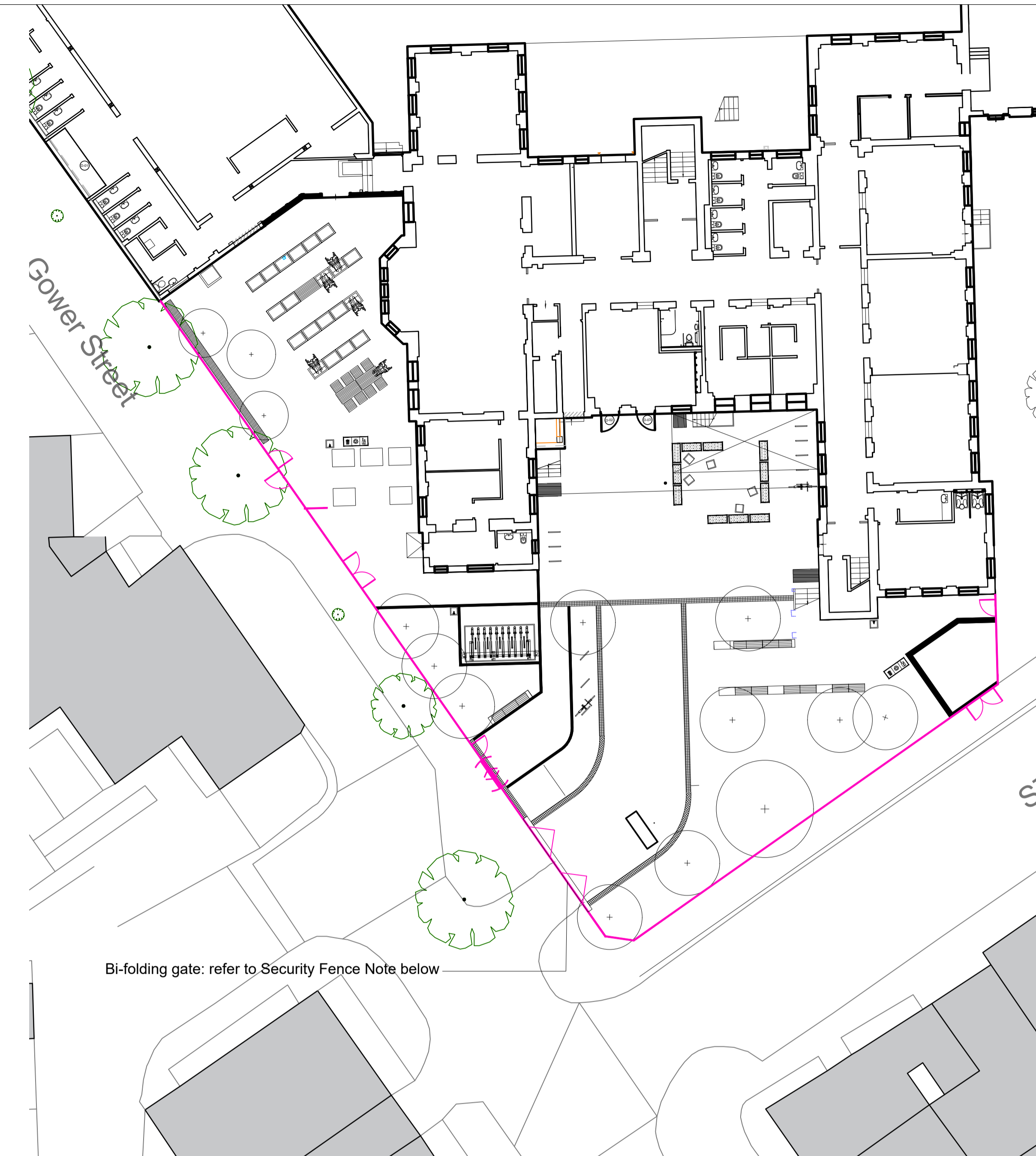
02 Fe1: Security Fence - Finial Detail
Illustrative SCALE N.T.S.



06 Fe1: Security Fence - Typical Double Door
Elevation SCALE 1 : 25



07 Fe1: Security Fence - Typical Double Door
Plan SCALE 1 : 25



08 Fe1: Security Fence
Location Plan SCALE 1 : 200

- Security Fence Note:**
1. Double gate with a signet lock to the bin storage area.
 2. Turnstile: A hinged topper with the same forged head as the railing. Design by Barkers Fencing.
 3. The main vehicle entrance bi-fold gate, which requires a minimum width of 6.3m, is to be designed by Barker's sister company. Prior to implementation, please consult with the supplier and request the fabrication drawings. The gate will need to be adjusted to align with the adjacent iron security fence panels.

C01	First Submission	MP	KM	DW	02/04/24	02/04/24	02/04/24	HS2 accepts no responsibility for any circumstances which arise from the reproduction of this document after alteration, amendment or abbreviation or if it is issued in part or issued incompletely in any way.
C02	Entrance gate size changed	MD	KM	DW	28/06/24	28/06/24	28/06/24	© Crown Copyright and database right 2020. All rights reserved. Ordnance Survey Licence number 100049190 © Crown Copyright material is reproduced with the permission of Land Registry under delegated authority from the Controller of HMSO. This material was last updated on 2020 and may not be copied, distributed, sold or published without the formal permission of Land Registry. Only an official copy of a title plan or register obtained from the Land Registry may be used for legal or other official purposes.
Rev	Description	Drawn	Checked	Approved	Con Acc	Scale with caution as distortion can occur.		

Legends/Notes:

1. This drawing to be read in conjunction with GA drawings 1CP01-MDS_LDE-LS-DGA-SS08_SL23_GF-000003 and Landscape Specification 1CP01-MDS_LDE-LS-SPE-SS08_SL23_GF-000001.
2. Do not scale from drawing, use figured dimensions only and all dimensions to be checked onsite.
3. Construction details refer to the supplier's shop drawings and specification.
4. Fixing details refer to the Engineer's specification and the supplier's recommendation.

Registered in England
Registration No. 06791686
Registered office:
2 Snow Hill, Queensway,
Birmingham, B4 6GA

Official

Stage	4	Project/Contract	1CP01	Creator/Originator	MDS	Sub Originator	LDA DESIGN
Drawing Title	Fence Details			Discipline/Function	LS	System description	DDE
Drawing Title	Fence Details			Drawn by	MD	Checked by	KM
				Approved by	DW	Date	28/06/24
Scale	1:20	Size	A1	Suitability	S6	Rev.	C02
Drawing No.	1CP01-MDS_LDE-LS-DDE-SS08_SL23_GF-000002						