


## GREEN ROOF SPECIFICATION & MAINTENANCE

Green Roof Company - Sempergreen® Lightweight sedum green roof

Sempergreen sedum-mix mat, a pre-grown sedum mix blanket containing a mix of 6-8 sedum types. At least 95% sedum coverage on delivery.



|                              |   |
|------------------------------|---|
| ROOFING                      | : EPDM / BITUMEN / PVC                      |
| PITCH                        | : 2-5°                                      |
| VEGETATION                   | : SEDUM-MIX                                 |
| SUBSTRATE                    | : SUBSTRATE ROLL 60mm                       |
| DRAINAGE                     | : DRAINAGE 10-11mm, INCLUDING FILTER FLEECE |
| MAT                          | : SEMPERGREEN® SEDUM-MIX MAT 30mm           |
| MINIMAL FERTILISATION / YEAR | : 2   |
| MAX.WEIGHT / m²              | : 40-50                                     |

## MAINTENANCE SCHEDULE

### ANNUAL MAINTENANCE

#### 1. Roof inspection

Inspect the Sedum roof at least twice a year for weeds and seeds (carried by the wind) and remove this unwanted vegetation manually. Do this preferably in spring and autumn. To encourage biodiversity, we do not recommend the use of chemical pesticides. In addition, check whether the drainage system is still functioning properly. Remove any leaves blown into the gutters and drains.

#### 2. Fertilization


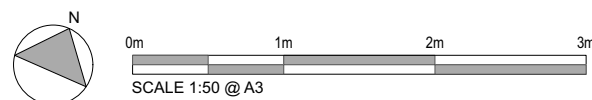
An extensive green roof must be fertilized twice a year. The best period for fertilizing your Sedum roof is late April and early September. The fertilization ensures an even supply of nutrients, which results in healthy and strong planting.

Sempergreen offers both mineral and organic fertilizers in its range. For advice on the right fertilizer for your roof, please contact Sempergreen via [info@sempergreen.com](mailto:info@sempergreen.com).

#### 3. Irrigation

A well-rooted Sedum roof requires no additional water. Only under very dry conditions is it necessary to provide the green roof with water.

1 Proposed Ground Floor Green Roof Plan  
Scale: 1:50



|               |                                  |                  |
|---------------|----------------------------------|------------------|
| REVISION      |                                  |                  |
| DATE          | 07.08.2024                       | SCALE 1:100 @ A3 |
| PROJECT       | 19 Cannon Place, London, NW3 1EH |                  |
| CLIENT        | Chris & Parya Arnold             |                  |
| DRAWING TITLE | PROPOSED GREEN ROOF              |                  |
| DRAWING No.   | TRS134_PP_110                    |                  |
| ISSUE         | Planning                         |                  |

**TR STUDIO**

Architecture | Interiors

The Blackfriars Room  
St Bride Foundation  
14 Bride Lane | London EC4Y 8EQ

T: +44 (0)203 567 0569  
E: [office@trstudio.co.uk](mailto:office@trstudio.co.uk)  
W: [www.trstudio.co.uk](http://www.trstudio.co.uk)

This drawing must not be scaled from nor should it be used for the calculation of areas for the purposes of valuation. All dimensions are indicative and must be verified on site prior to the commencement of any works. This drawing must be read in conjunction with all necessary information from all other design consultants and contractors. All works must comply with the relevant British standards and building control requirements. Drawing errors to be reported to the Architect.