

# Air Conditioning Product Information

## Y Series VRF Standard Efficiency (50-63kW) Heat Pump Outdoor Unit (Heating or Cooling)





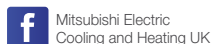
OUTDOOR UNITS		PUHY-P450YNW-A2	PUHY-P450YSNW-A2	PUHY-P500YNW-A2	PUHY-P500YSNW-A2	PUHY-P550YSNW-A2
CAPACITY (kW)	Heating (nominal)	56.0	56.5	63.0	63.0	69.0
	Cooling (nominal)	50.0	50.4	56.0	56.0	61.5
	High Performance Heating (UK)	50.4	56.5	56.7	63.0	65.6
	COP Priority Heating (UK)	48.2	51.4	54.2	57.3	62.8
	Cooling (UK)	44.8	45.1	50.1	50.1	55.0
POWER INPUT (kW)	Heating (nominal)	16.51	14.56	17.89	16.98	18.80
	Cooling (nominal)	18.86	15.94	21.05	19.85	21.65
	High Performance Heating (UK)	18.66	18.64	20.22	21.73	25.00
	COP Priority Heating (UK)	16.01	14.56	17.35	16.98	18.80
	Cooling (UK)	12.07	9.25	13.47	11.51	12.56
COP / EER (nominal)		3.39 / 2.65	3.88 / 3.16	3.52 / 2.66	3.71 / 2.82	3.67 / 2.84
MAX NO. OF CONNECTABLE INDOOR UNITS		45	45	50	50	50
MAX CONNECTABLE CAPACITY		50~130% OU Capacity	50~130% OU Capacity	50~130% OU Capacity	50~130% OU Capacity	50~130% OU Capacity
AIRFLOW (m³/min)	High	305	170 / 185	365	185 / 185	185 / 240
	Gas	28.58 (1-1/8")	28.58 (1-1/8")	28.58 (1-1/8")	28.58 (1-1/8")	28.58 (1-1/8")
PIPE SIZE mm (in)	Liquid	15.88 (5/8")	15.88 (5/8")	15.88 (5/8")	15.88 (5/8")	15.88 (5/8")
	Heating / Cooling	71.0 / 65.5	63.0 / 62.0	66.5 / 63.5	64.0 / 63.0	66.0 / 63.5
SOUND PRESSURE LEVEL (dBA)		90 / 84	82.0 / 80.0	85 / 82	83.0 / 81.0	85.0 / 82.0
WEIGHT (kg)		293	213 + 213	334	213 + 213	213 + 226
DIMENSIONS (mm)	Width	1240	920 + 920	1750	920 + 920	920 + 920
	Depth	740	740	740	740	740
	Height	1858	1858	1858	1858	1858
(1798mm without legs)						
ELECTRICAL SUPPLY*1		380-415v, 50Hz	380-415v, 50Hz	380-415v, 50Hz	380-415v, 50Hz	380-415v, 50Hz
PHASE*1		Three	Three	Three	Three	Three
STARTING CURRENT (A)*1		8	8	8	8	8
NOMINAL SYSTEM RUNNING CURRENT (A)*1		26.4 / 30.2 [37.1]	23.3 / 25.5 [16.1 + 17.8]	28.6 / 33.7 [43.7]	27.2 / 31.8 [17.8 + 17.8]	30.1 / 34.7 [17.8 + 22.7]
GUARANTEED OPERATING RANGE (°C)		-20~-15.5 / -5~-52	-20~-15.5 / -5~-52	-20~-15.5 / -5~-52	-20~-15.5 / -5~-52	-20~-15.5 / -5~-52
FUSE RATING (MCB sizes BS EN 60947-2) - (A)*1		1 x 40	1 x 20 / 1 x 20	1 x 50	1 x 20 / 1 x 20	1 x 20 / 1 x 25
MAINS CABLE No. Cores*1		4 + earth	4 + earth / 4 + earth	4 + earth	4 + earth / 4 + earth	4 + earth / 4 + earth
CHARGE REFRIGERANT (kg) / CO <sub>2</sub> EQUIVALENT (T) R410A (GWP 2088)		10.8 / 22.6	13 / 27.1	10.8 / 22.6	13 / 27.1	13 / 27.1
MAX ADDITIONAL REFRIGERANT (KG) / CO <sub>2</sub> EQUIVALENT (T) R410A (GWP 2088)		32.2 / 67.2	32 / 66.8	33.1 / 69.1	32.9 / 68.7	34.7 / 72.5

Notes: \*SEER/SCOP available separately in the 'City Multi VRF Seasonal Efficiency' document. Based on Ecodesign Lot 21/6 to EN14825 standard.  
\*1 A separate power supply is required for each module. Where more than one figure is quoted there are multiple modules.

PUHY-P450YNW-A2 DIMENSIONS	PUHY-P500YNW-A2 DIMENSIONS	PUHY-P450/500/550YSNW-A2 DIMENSIONS
<p>SIDE VIEW</p> <p>FRONT VIEW</p> <p>UPPER VIEW</p>	<p>SIDE VIEW</p> <p>FRONT VIEW</p> <p>UPPER VIEW</p>	<p>SIDE VIEW</p> <p>FRONT VIEW</p> <p>UPPER VIEW</p>



Telephone: 01707 282880  
email: [air.conditioning@meuk.mee.com](mailto:air.conditioning@meuk.mee.com)  
[les.mitsubishielectric.co.uk](http://les.mitsubishielectric.co.uk)



UNITED KINGDOM Mitsubishi Electric Europe Living Environment Systems Division, Travellers Lane, Hatfield, Hertfordshire, AL10 8XB, England. Telephone: 01707 282880 Fax: 01707 278881  
IRELAND Mitsubishi Electric Europe, Westgate Business Park, Ballymount, Dublin 24, Ireland. Telephone: (01) 419 8800 Fax: (01) 419 8890 International code: (003531)

Country of origin: United Kingdom - Italy - Turkey - Japan - Thailand - Malaysia. ©Mitsubishi Electric Europe 2022. Mitsubishi and Mitsubishi Electric are trademarks of Mitsubishi Electric Europe B.V. The company reserves the right to make any variation in technical specification to the equipment described, or to withdraw or replace products without prior notification or public announcement. Mitsubishi Electric is constantly developing and improving its products. All descriptions, illustrations, drawings and specifications in this publication present only general particulars and shall not form part of any contract. All goods are supplied subject to the Company's General Conditions of Sale, a copy of which is available on request. Third-party product and brand names may be trademarks or registered trademarks of their respective owners.

Note: Refer to 'Installation Manual' and 'Instruction Book' for further 'Technical Information'. The fuse rating is for guidance only and please refer to the relevant databook for detailed specification. It is the responsibility of a qualified electrician/electrical engineer to select the correct cable size and fuse rating based on current regulation and site specific conditions. Mitsubishi Electric's air conditioning equipment and heat pump systems contain a fluorinated greenhouse gas, R410A (GWP:2088), R32 (GWP:675), R407C (GWP:1774), R134a (GWP:1430), R513A (GWP:631), R454B (GWP:466), R1234ze (GWP:7) or R1234yf (GWP:4). \*These GWP values are based on Regulation (EU) No 517/2014 from IPCC 4th edition. In case of Regulation (EU) No.626/2011 from IPCC 3rd edition, these are as follows. R410A (GWP:1975), R32 (GWP:550), R407C (GWP:1650) or R134a (GWP:1300).

Effective as of September 2022

