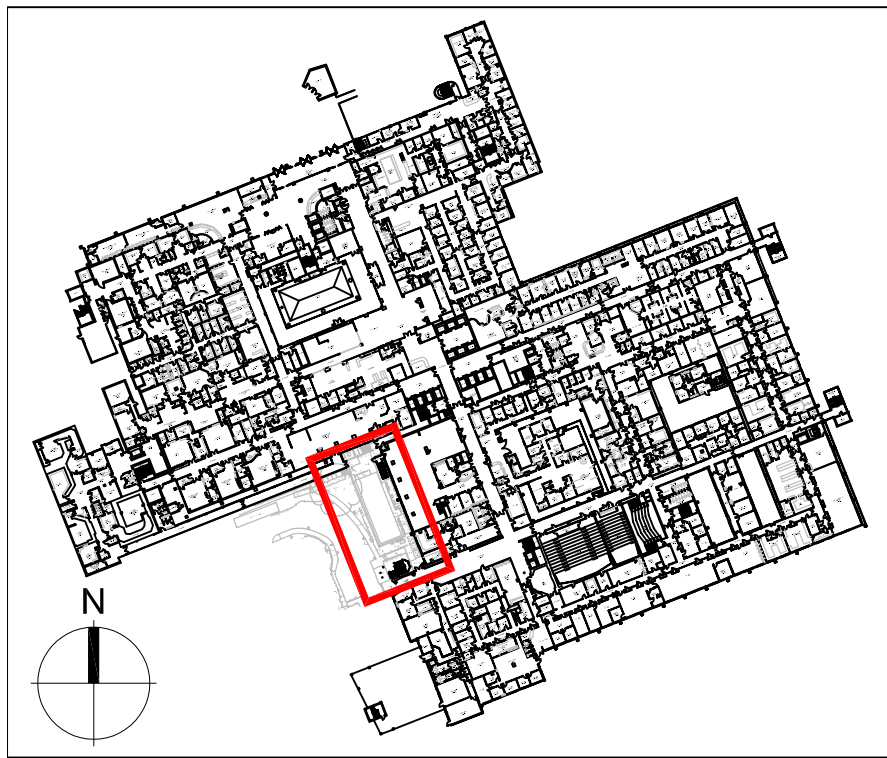


KEY PLAN

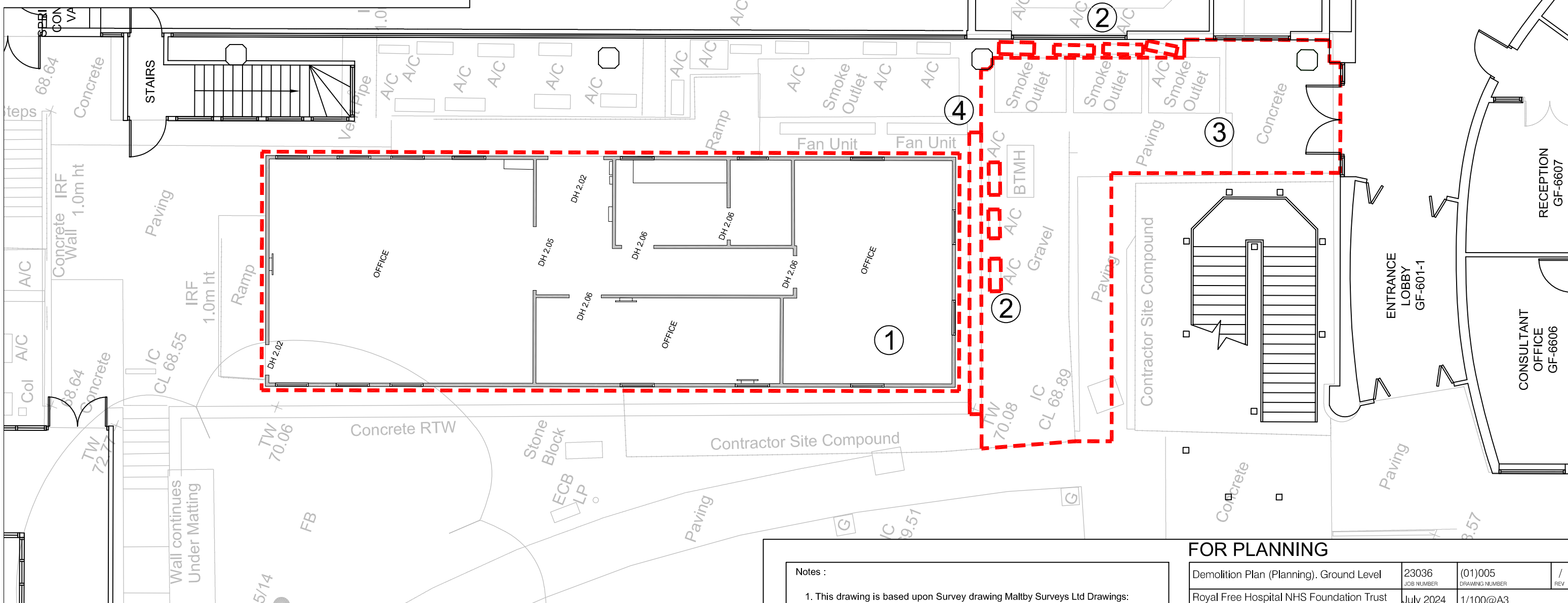
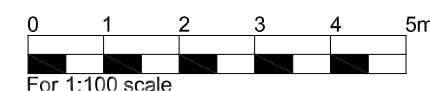


- Demolition works**
- ① Demolition of Existing IT offices cabinet & structural support
 - ② Removal of AC units (condensers). These units are to be relocated beside the external staircase.
 - ③ Demolition of existing paving & gravel
 - ④ Demolition of concrete wall

THIS DRAWING IS PROTECTED BY COPYRIGHT - FIGURED DIMENSIONS ONLY TO BE TAKEN FROM THIS DRAWING. DIMENSIONS TO BE CHECKED ON SITE AND ANY DISCREPANCIES REPORTED TO THE ARCHITECT IMMEDIATELY.

PURPOSE OF ISSUE: (I)Info/Comment (S)Sign Off (P)Planning (B)Building Control (T)Tender (C)Construction (F)Final Revision

Rev	Rev Date	Revision Description	Drawn/Checked	Purpose of Issue
/	12/07/2024	Planning issue	FY	P



Notes :

- This drawing is based upon Survey drawing Maltby Surveys Ltd Drawings: 23253-100, 23253-200 & 23253-300 dated October 2023
- All levels refer to FFL levels
- This drawing is to be read in conjunction with the following - Str Eng drawings and M&E drawings

FOR PLANNING

Demolition Plan (Planning). Ground Level	23036	(01)005	/
Royal Free Hospital NHS Foundation Trust CRF NIHR	July 2024	1/100@A3	REV
	DATE	SCALE	

Ansell & Bailey Ltd Chartered Architects 99-101 Farringdon Road London EC1R 3BN 020 7387 0141 architects@ansellandbailey.com

01 Demolition Plan (Planning)
(01)005 1:100 @ A3

ANSELL + BAILEY