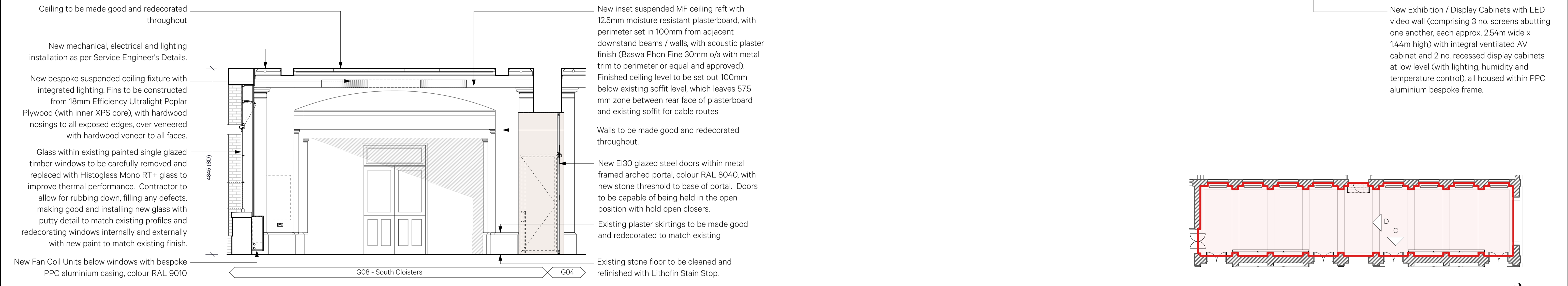
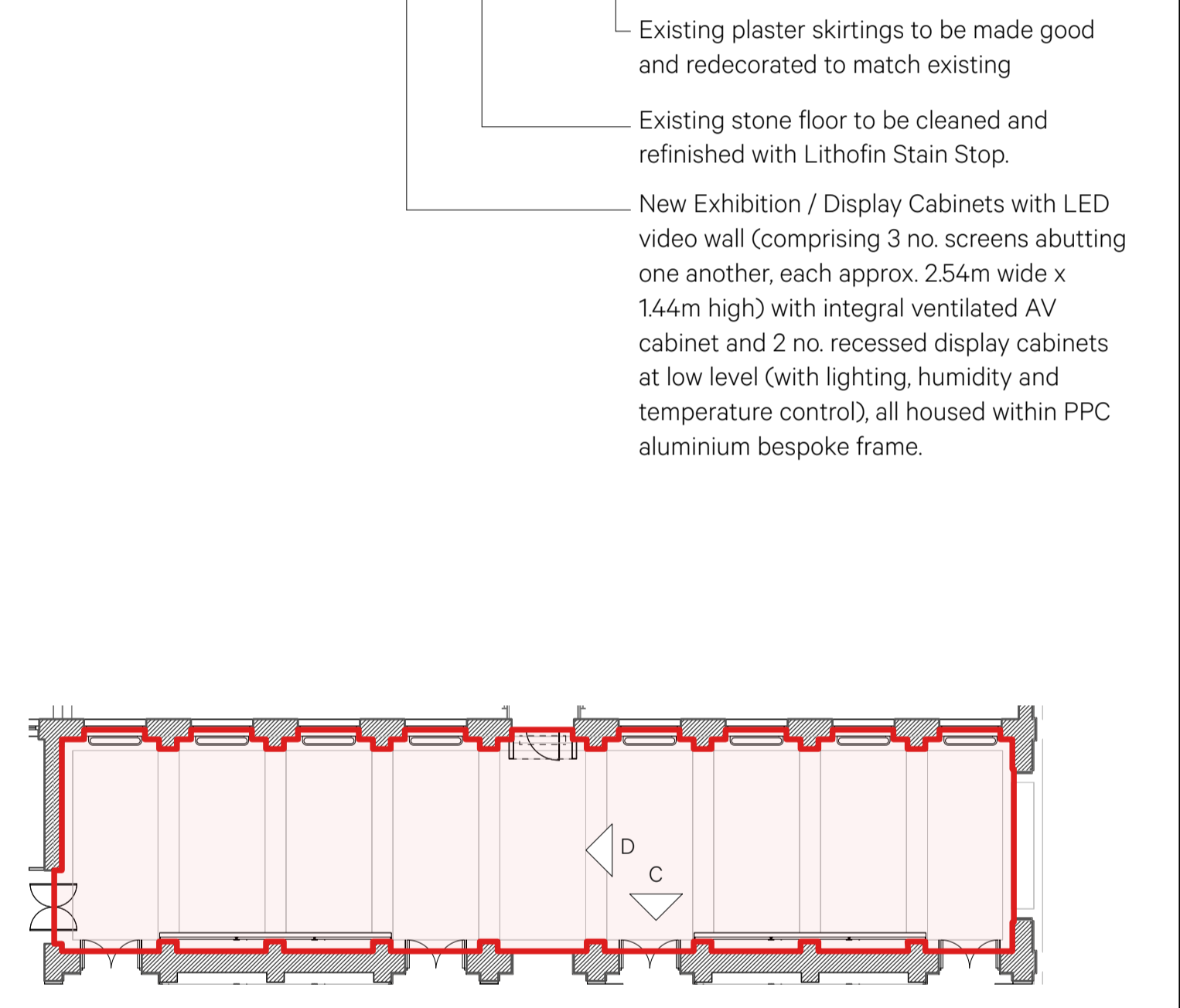




1 Proposed Elevation C  
1:50@ A17 1:100@A3

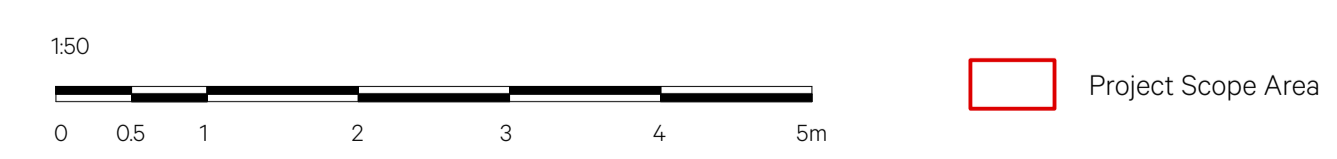


2 Proposed Elevation D  
1:50@ A17 1:100@A3



3 South Cloisters Proposed Plan  
1:200@ A17 1:400@A3

Date	Revision	Reviewed by	Issue Notes
25/04/2024	P1	CP	First Issue
21/06/24	P2	CP	Stage 3 Issue
19/07/24	P3	CP	Planning Issue



Note:  
All existing skirting and sockets to be revised

NO DIMENSIONS ARE TO BE SCALED FROM THIS DRAWING. THE CONTRACTOR/MANUFACTURER IS RESPONSIBLE FOR CHECKING ALL DIMENSIONS AND QUERING ANY DISCREPANCIES. THIS DRAWING IS THE PROPERTY OF BURWELL ARCHITECTS LTD. COPYRIGHT IS RESERVED BY THEM AND THE DRAWING IS ISSUED ON CONDITION THAT IT IS NOT COPIED, REPRODUCED, RETAINED OR DISCLOSED TO ANY UNAUTHORISED PERSON, EITHER WHOLLY OR IN PART, WITHOUT WRITTEN CONSENT.

Project Title <b>Wilkins Building</b>	Project Director SP	Project No. 980	Client UCL
Drawn By MM	Scale 1:50	Design Firm Unit 001 California Building Deals Gateway London SE13 7SB 020 8305 6010 info@burwellarchitects.com www.burwellarchitects.com	
Sheet Title <b>South Cloisters - Proposed Elevations (2 of 2)</b>	Date 03/04/2024	CAD File Name 980-A-1230-Wilkins South.vwx	
Revision P3	Sheet No. 980-A-1253		