



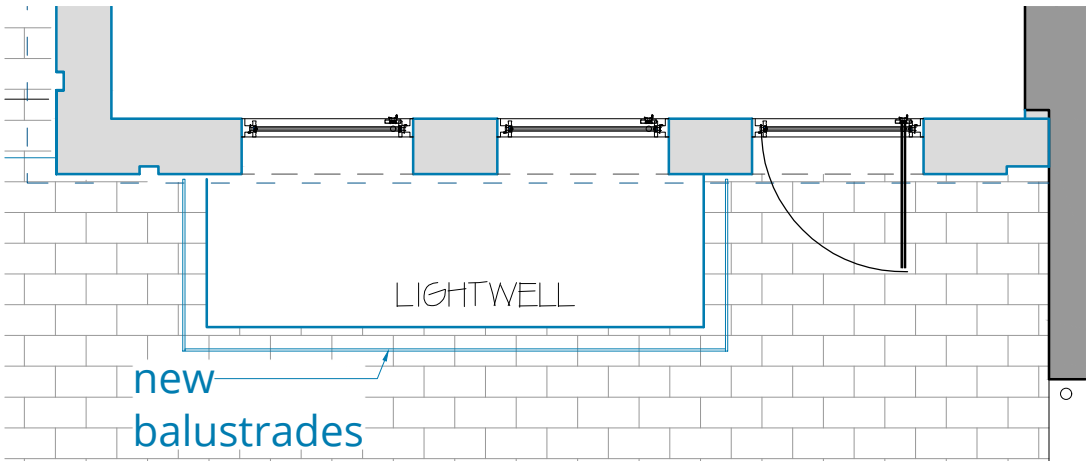
WOLFF ARCHITECTS

London 16 Lambton Place Notting Hill
London W11 2SH
T +44 (0)20 7229 3125

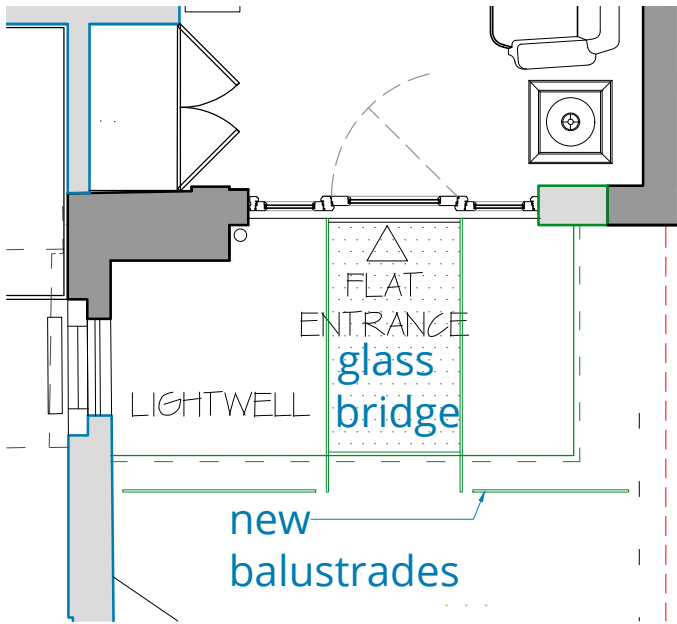
Oxford Chandos Yard 83 Bicester Road
Long Crendon HP18 9EE
T +44 (0)1844 203310

W www.wolffarchitects.co.uk
E info@wolffarchitects.co.uk

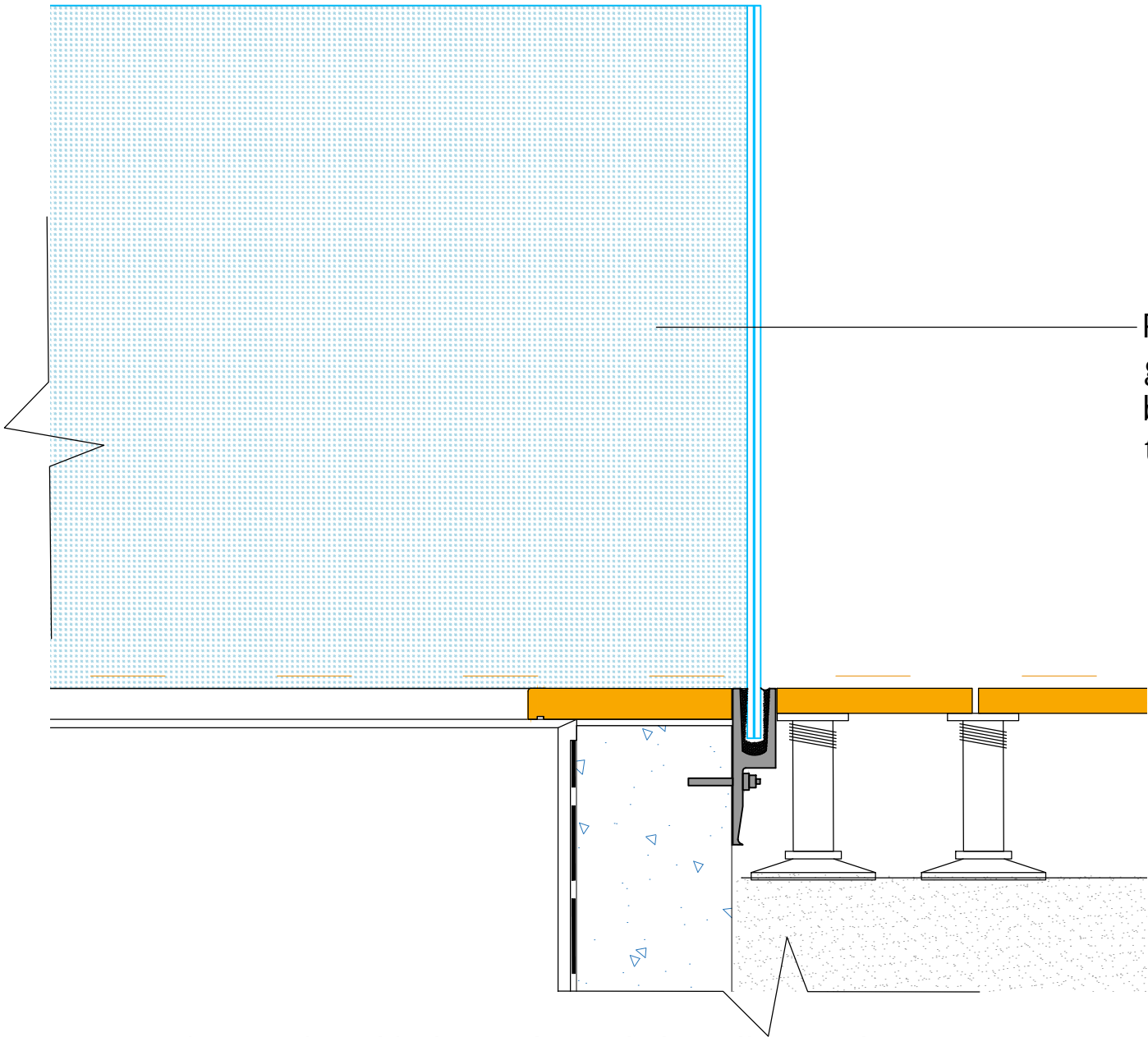
This drawing is protected under Copyright and at no time should any portion be reproduced or copied without the permission of the Architect (Design Copyright Act 1968). It must not be used for purposes other than that for which it is provided. It is supplied without liability for any errors or omissions. All dimensions to be checked on site.



Above: Glazed balustrade to lightwell Key Plan @ 1:50



Above: Glazed balustrades to lightwell Key Plan @ 1:50



Above: Glazed balustrades to lightwells Detail @ 1:10

0	First issue.	22.07.24
Rev.	Description	Date

Project Title
42 Elsworthy Road
London NW3 3DL

Drawing Title
**Proposed External
Glazed Balustrade**

Status
PLANNING

Drawn by AW	Checked by NP	Scale 1:10 @ A3
-----------------------	-------------------------	---------------------------

Project No. 2164	Work Stage PL	Dwg. No. 287	Rev. 0
----------------------------	-------------------------	------------------------	------------------