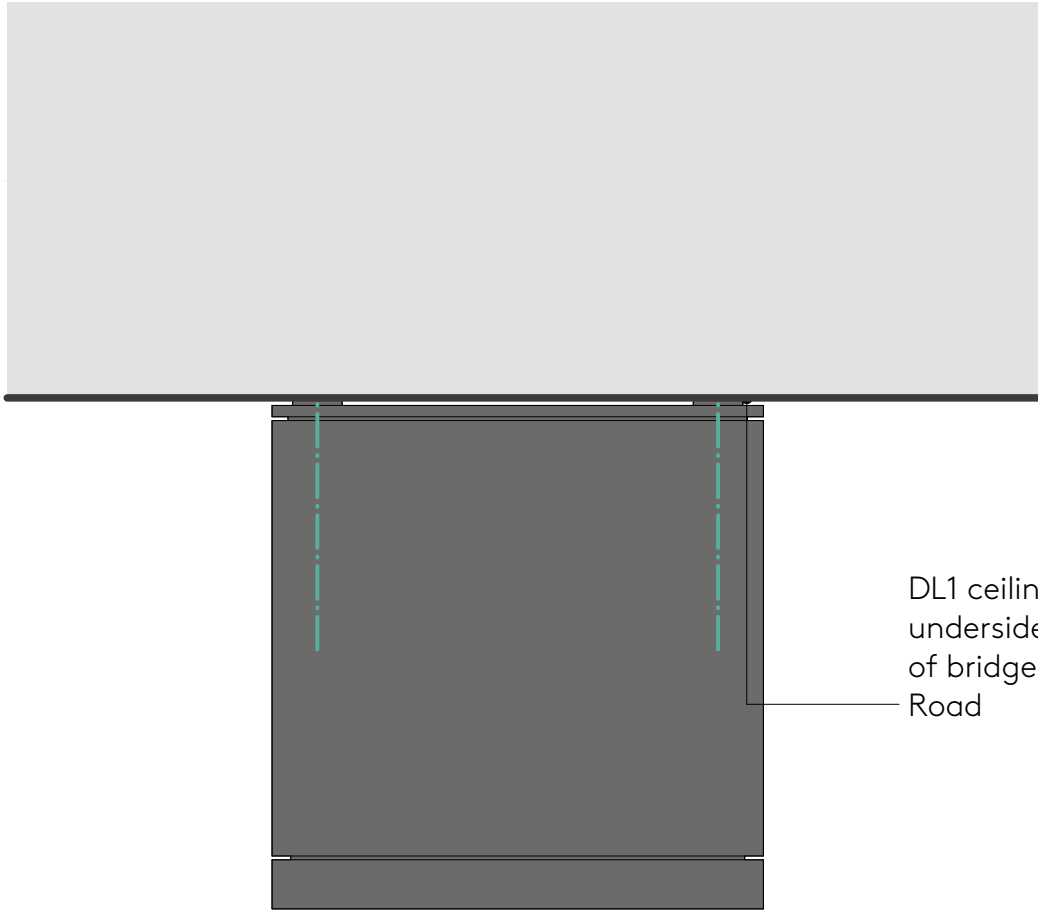
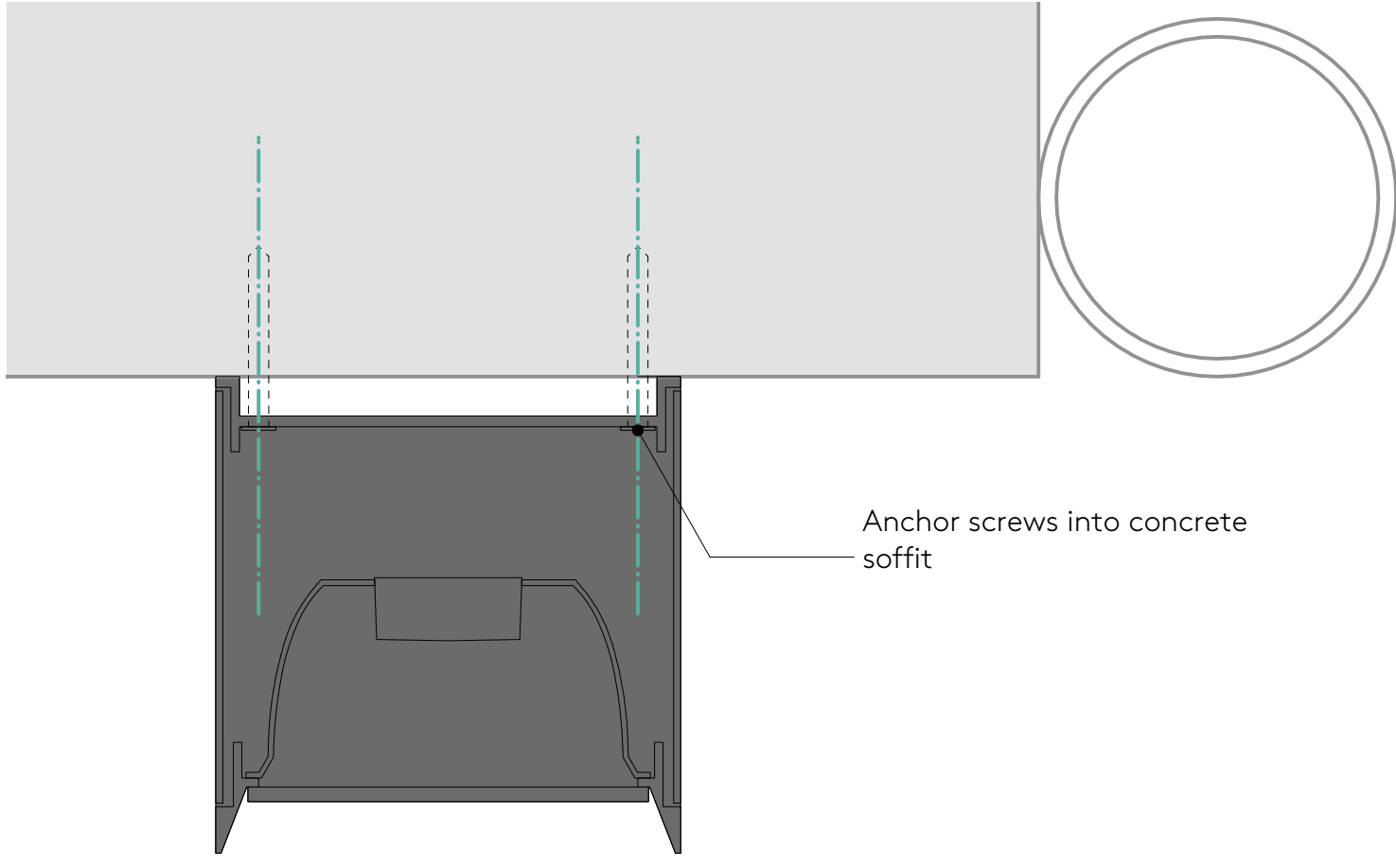


1 **Proposed Lighting Detail - DL1 RCP**
Scale: Half Actual Size



2 **Proposed Lighting Detail - DL1 Elevation**
Scale: Half Actual Size



3 **Proposed Lighting Detail - DL1 Section**
Scale: Half Actual Size

GENERAL NOTES

DO NOT SCALE DRAWINGS. USE DIMENSIONED DRAWINGS ONLY.
ALL DIMENSIONS TO BE CHECKED PRIOR TO COMMENCEMENT OF ANY WORKS. AND / OR PREPARATION OF ANY SHOP DRAWINGS.
ALL DISCREPANCIES TO BE REPORTED TO THE ARCHITECT.
THIS DRAWING TO BE READ IN CONJUNCTION WITH ALL OTHER ARCHITECTS DRAWINGS AND SPECIFICATIONS AND OTHER CONSULTANTS INFORMATION
ALL STRUCTURAL ELEMENTS TO BE CROSS CHECKED WITH ENGINEERS DOCUMENTS

NOTES



Bega 24527 ceiling-mounted downlight

SCHEDULE REFERENCES

REVISION SCHEDULE

REVISION	DATE	DESCRIPTION	ISSUED BY
A	21/11/2023	For information	JD
P1	24/04/2024	Planning and Listed Building Applications Issue	JD
P2	24/06/2024	Revise Planning and Listed Building Applications Issue	JD

Nex—

55 Whitfield St,
London W1T 4AH

e: office@nex-architecture.com
t: +44 20 7183 0900

—The British Museum

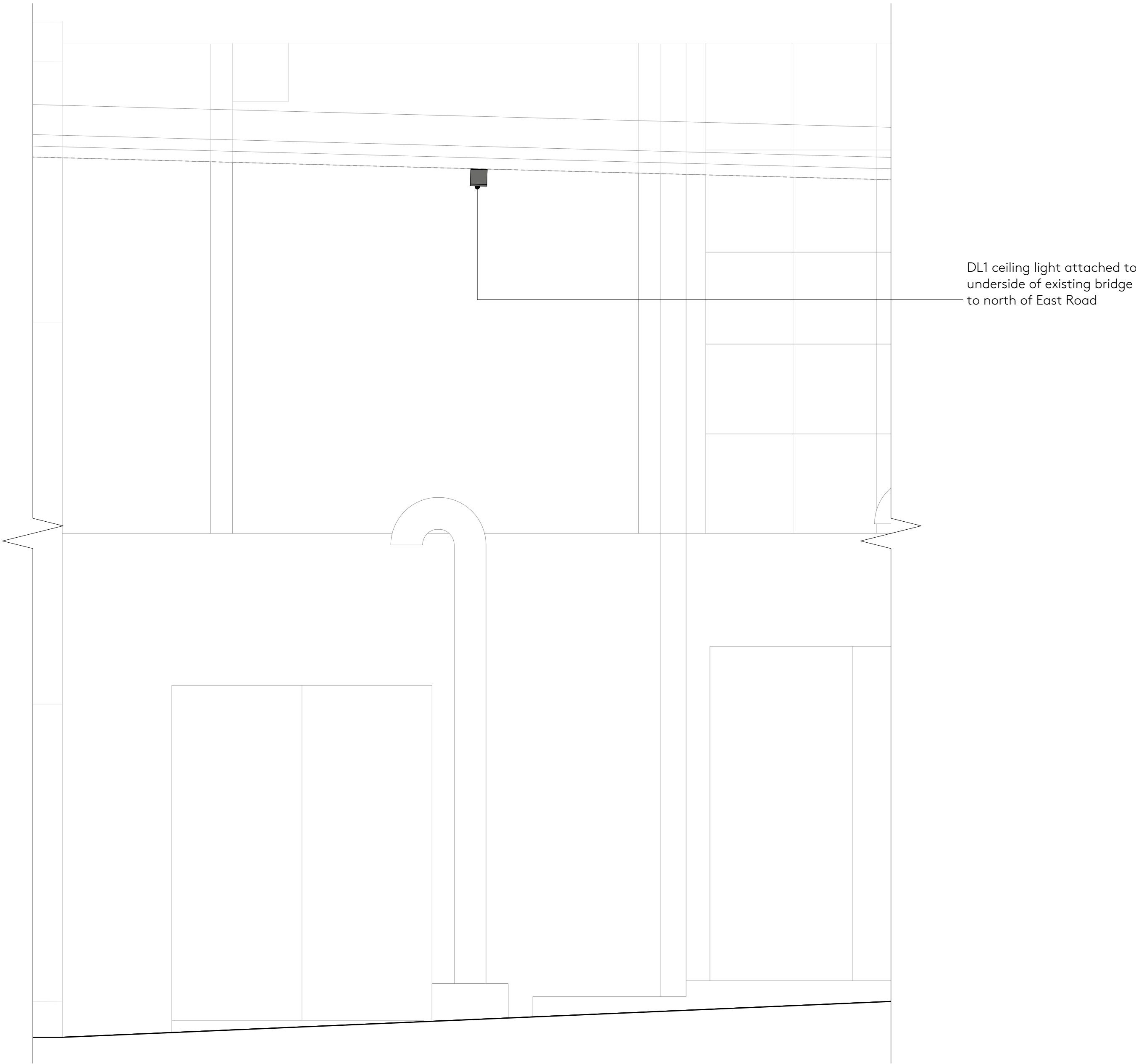
Great Russell St, London WC1B 3DG

PROJECT:
BM Lighting

DRAWING:
External Lighting - Proposed Details - DL1 Along East Road

STATUS:	DATE:	DRAWN:	CHECKED:
Information	24/06/2024	AS	JD

SCALE:	DRAWING NO.:	REVISION:
AS NOTED @ ISO A1	113-Nex-00-XX-DR-A-289	P2



4 **Proposed Lighting Elevation - WL2 Along East Road**
Scale: 1:25