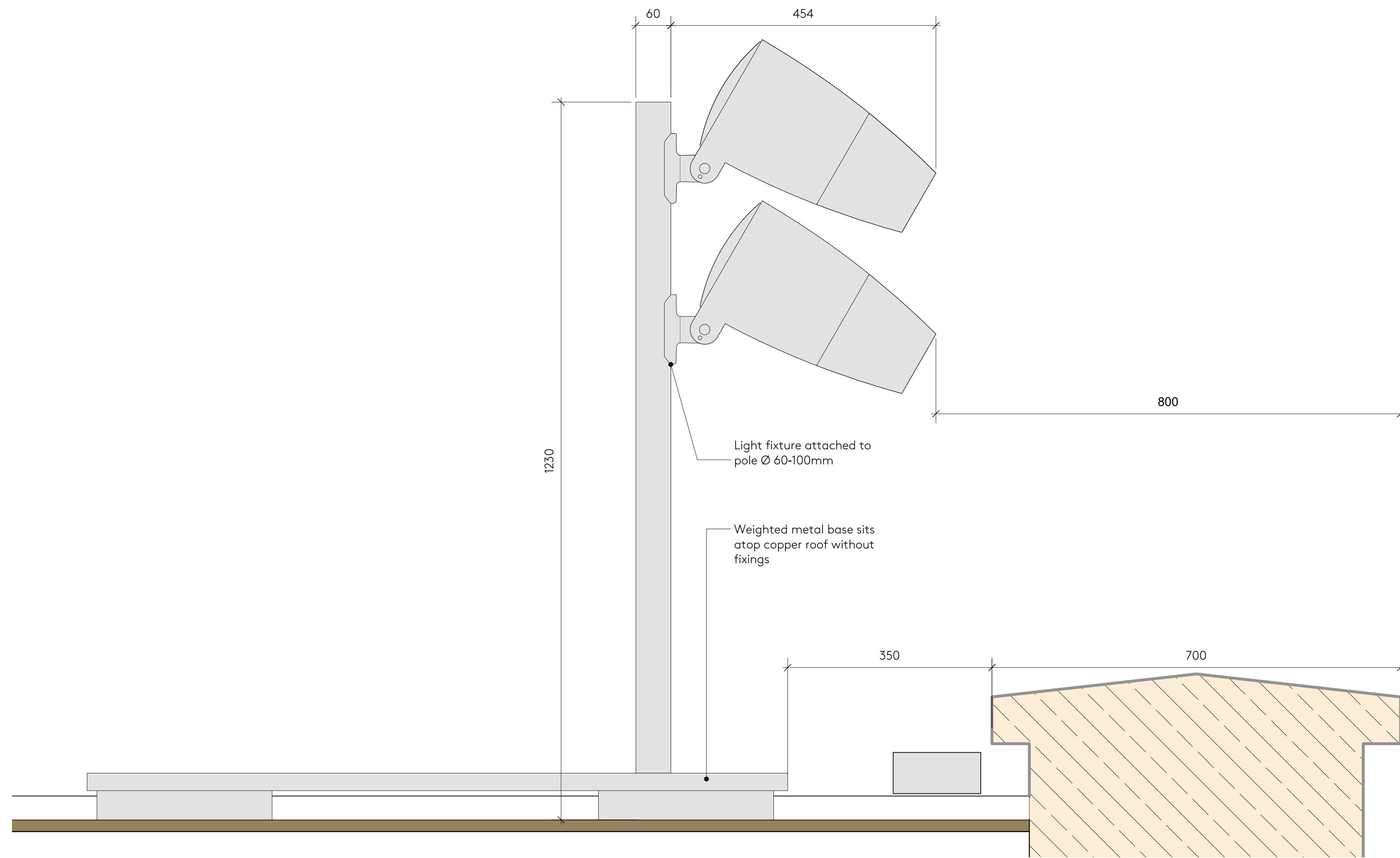
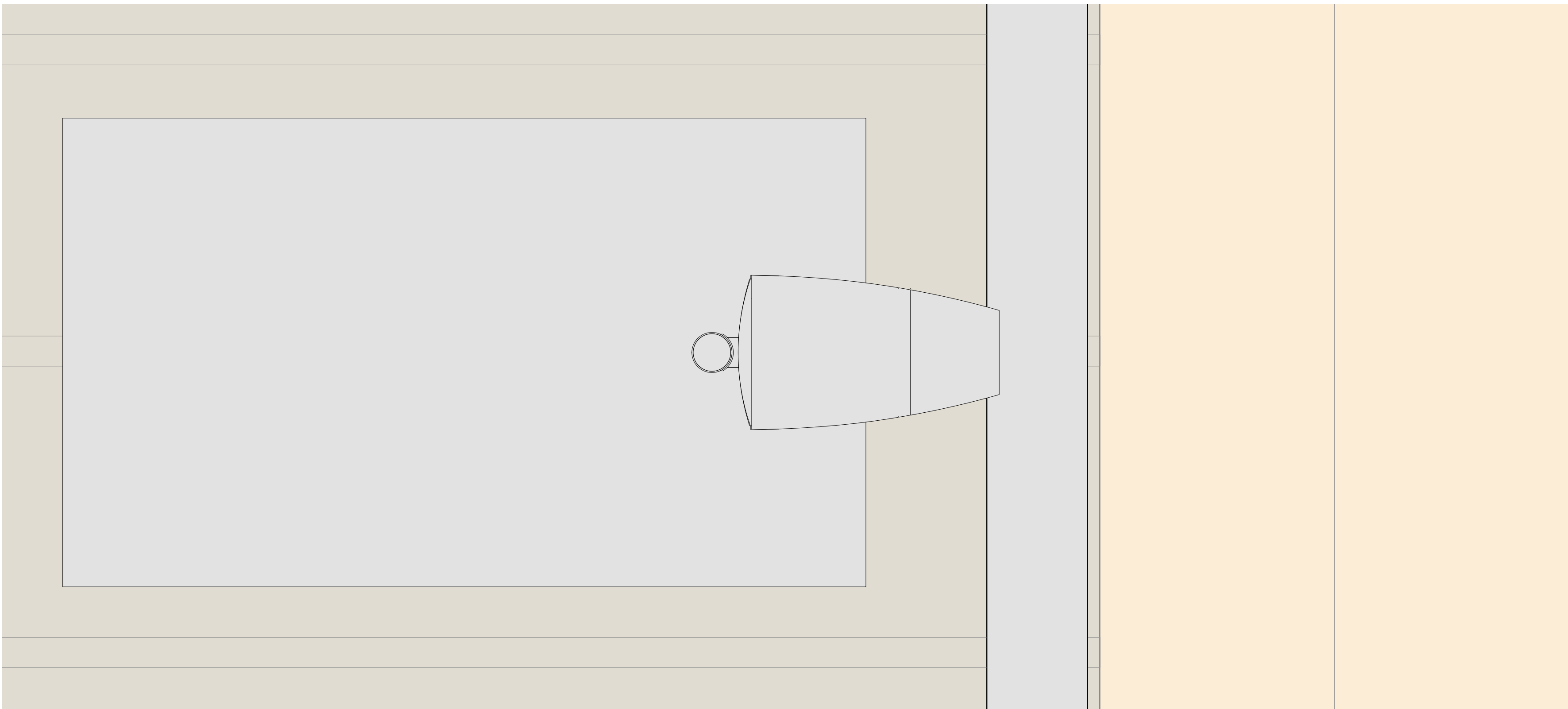


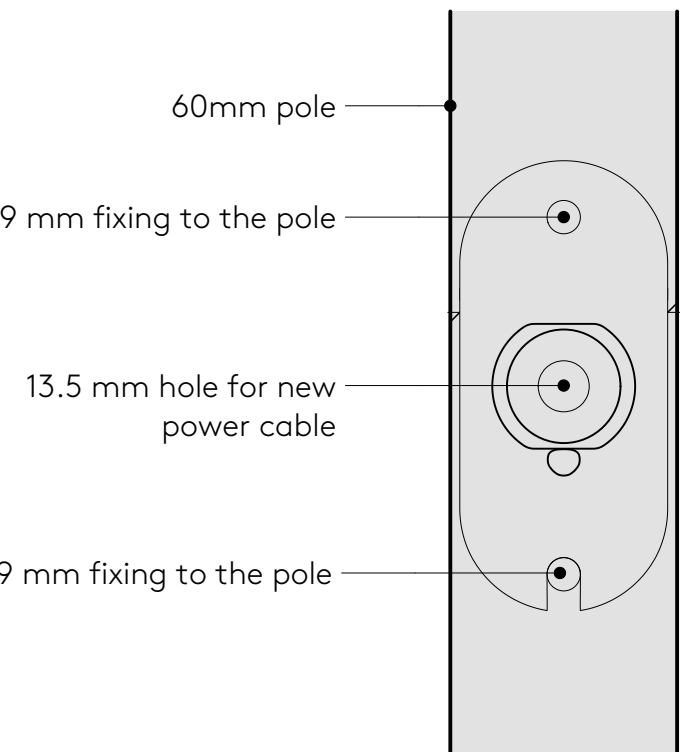
1 **Proposed Lighting Detail - PJ1 Section**
Scale: 1:5



2 **Proposed Lighting Detail - PJ1 Plan**
Scale: 1:5



3 **Proposed Light Fixing - Elevation**
Scale: Half Actual Size



GENERAL NOTES

DO NOT SCALE DRAWINGS. USE DIMENSIONED DRAWINGS ONLY.
ALL DIMENSIONS TO BE CHECKED PRIOR TO COMMENCEMENT OF ANY WORKS, AND / OR PREPARATION OF ANY SHOP DRAWINGS.
ALL DISCREPANCIES TO BE REPORTED TO THE ARCHITECT.
THIS DRAWING TO BE READ IN CONJUNCTION WITH ALL OTHER ARCHITECTS DRAWINGS AND SPECIFICATIONS AND OTHER CONSULTANTS INFORMATION
ALL STRUCTURAL ELEMENTS TO BE CROSS CHECKED WITH ENGINEERS DOCUMENTS

NOTES



Meyer Gobo Monospot projector light

SCHEDULE REFERENCES

REVISION SCHEDULE

REVISION	DATE	DESCRIPTION	ISSUED BY
A	21/11/2023	For information	JD
B	31/01/2024	Revised dimension and location of mounting apparatus	JD
P1	24/04/2024	Planning and Listed Building Applications Issue	JD
P2	24/06/2024	Revise Planning and Listed Building Applications Issue	JD

Nex—

55 Whitfield St,
London W1T 4AH

e: office@nex-architecture.com
t: +44 20 7183 0900

—The British Museum
Great Russell St, London WC1B 3DG

PROJECT:
BM Lighting

DRAWING:
External Lighting - Proposed Details - PJ1 @ South Forecourt

STATUS: Information	DATE: 24/06/2024	DRAWN: RW	CHECKED: JD
------------------------	---------------------	--------------	----------------

SCALE: AS NOTED @ ISO A1	DRAWING NO.: 113-Nex-00-XX-DR-A-285	REVISION: P2
-----------------------------	--	-----------------