

Light Graphix LD238 spotlight wiht strap

GENERAL NOTES

DO NOT SCALE DRAWINGS. USE DIMENSIONED DRAWINGS ONLY.
ALL DIMENSIONS TO BE CHECKED PRIOR TO COMMENCEMENT OF ANY WORKS. AND / OR PREPARATION OF ANY SHOP DRAWINGS.
ALL DISCREPANCIES TO BE REPORTED TO THE ARCHITECT.
THIS DRAWING TO BE READ IN CONJUNCTION WITH ALL OTHER ARCHITECTS DRAWINGS AND SPECIFICATIONS AND OTHER CONSULTANTS INFORMATION
ALL STRUCTURAL ELEMENTS TO BE CROSS CHECKED WITH ENGINEERS DOCUMENTS

NOTES

SCHEDULE REFERENCES

REVISION SCHEDULE

REVISION	DATE	DESCRIPTION	ISSUED BY
A	21/11/2023	For information	JD
B	31/01/2024	Additional lighting location and detail	JD
P1	24/04/2024	Planning and Listed Building Applications Issue	JD
P2	24/06/2024	Revise Planning and Listed Building Applications Issue	JD

Nex—

55 Whitfield St,
London W1T 4AH

e: office@nex-architecture.com
t: +44 20 7183 0900

—The British Museum

Great Russell St, London WC1B 3DG

PROJECT:
BM Lighting

DRAWING:
External Lighting - Proposed Details - SP1 @ Lightposts

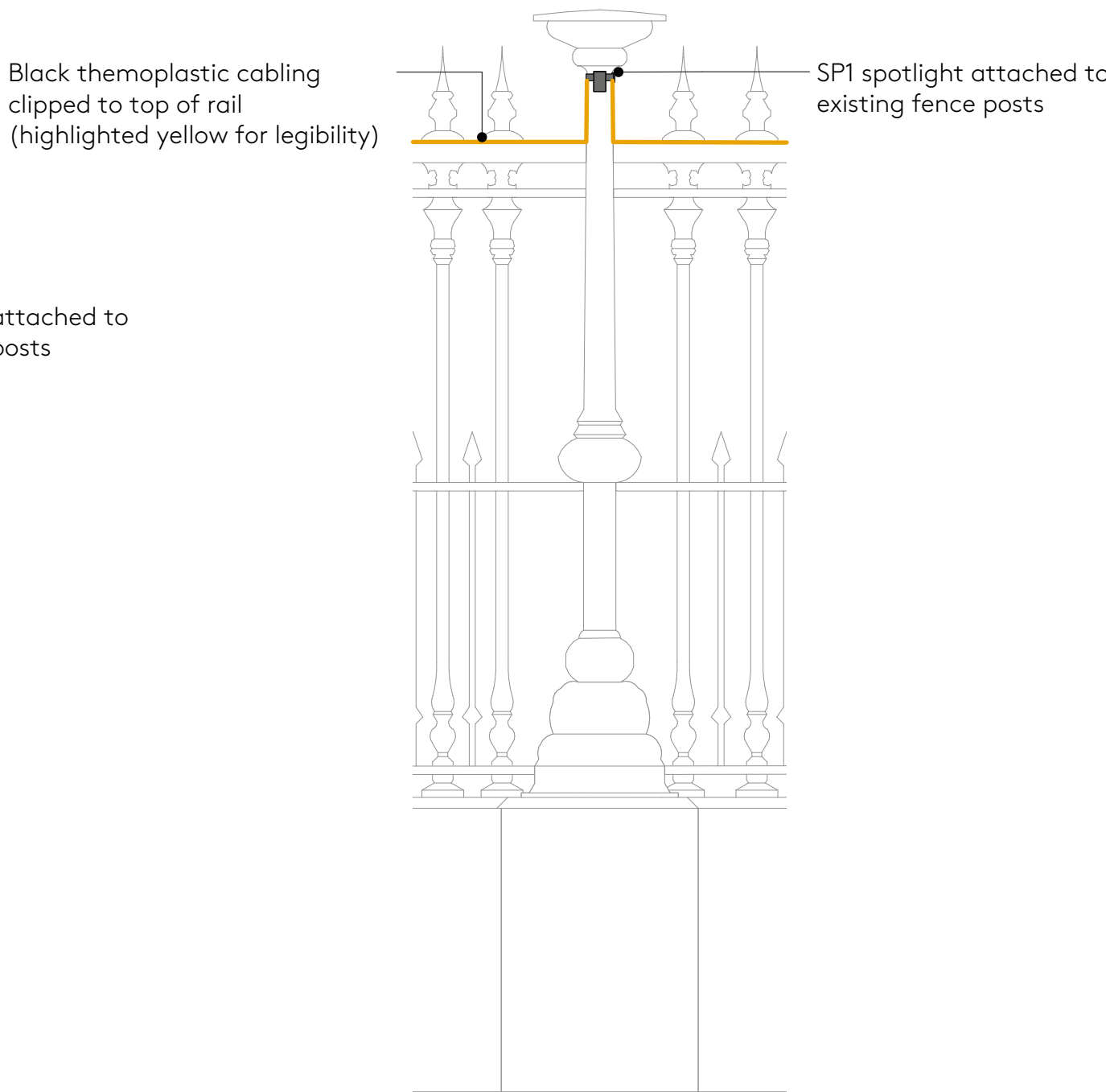
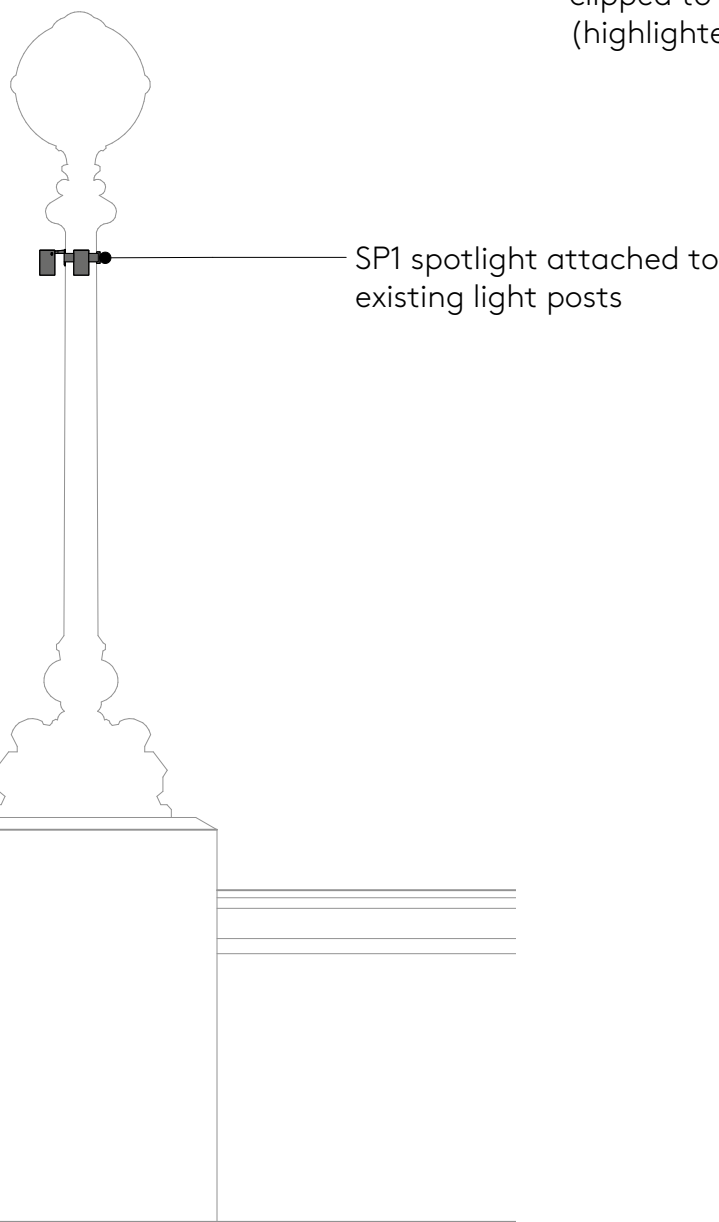
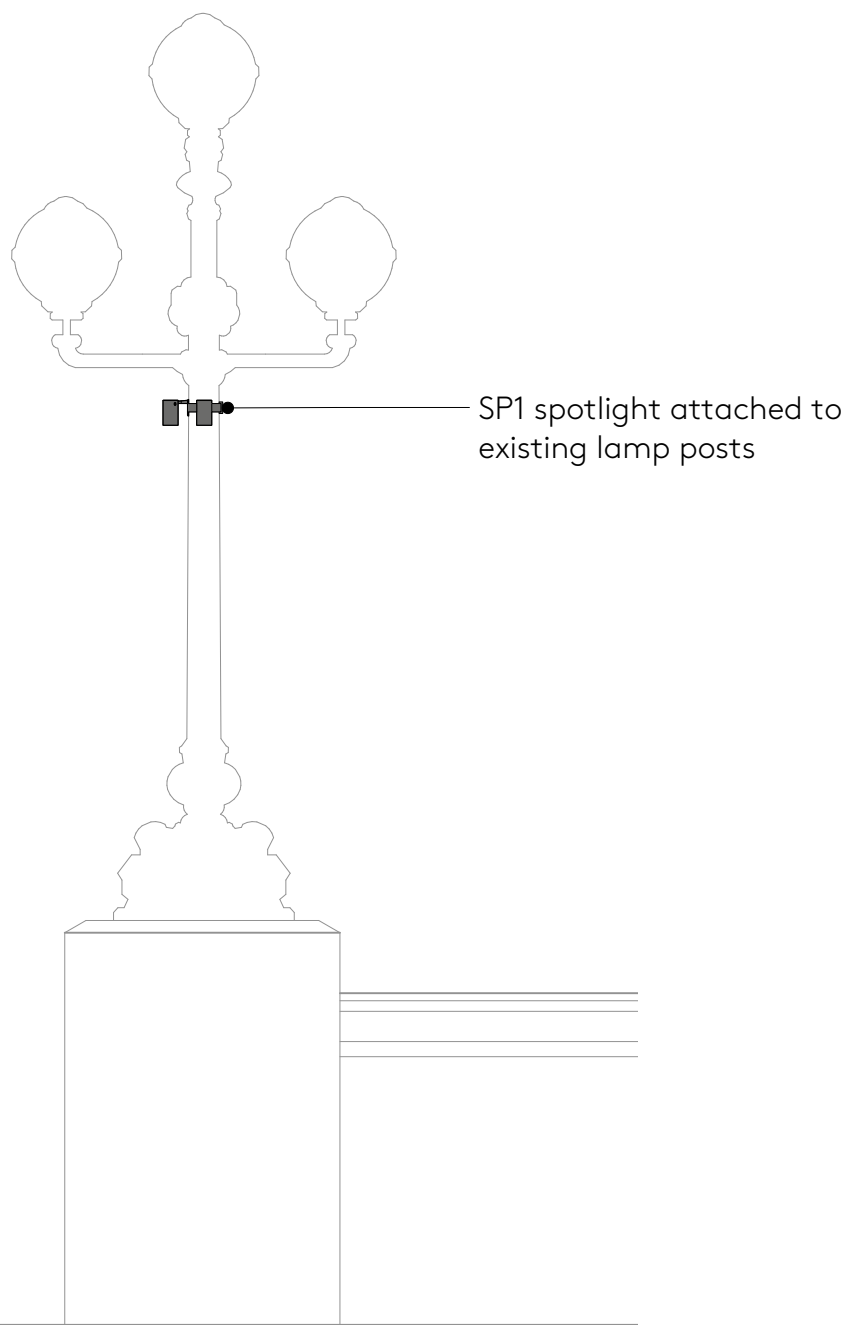
STATUS: Information	DATE: 24/06/2024	DRAWN: AS	CHECKED: JD
------------------------	---------------------	--------------	----------------

SCALE: AS NOTED @ ISO A1	DRAWING NO.: 113-Nex-00-XX-DR-A-282	REVISION: P2
-----------------------------	--	-----------------

1 Proposed Lighting Detail - SP1 Plan
Scale: Half Actual Size

2 Proposed Lighting Detail - SP1 Elevation
Scale: Half Actual Size

3 Proposed Lighting Detail - SP1 Section
Scale: Half Actual Size



4 Proposed Lighting Elevation - SP1 at Lightposts
Scale: 1:25

5 Proposed Lighting Elevation - SP1 at Lightposts
Scale: 1:25

6 Proposed Lighting Elevation - SP1 at Fenceposts
Scale: 1:25