
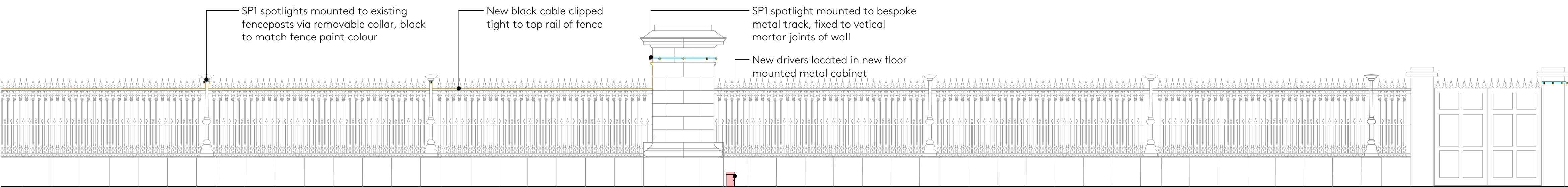


1 **South Fence - North Elevation East End (Proposed)**  
Scale: 1:100



2 **South Fence - North Elevation Centre+Gates (Proposed)**  
Scale: 1:100






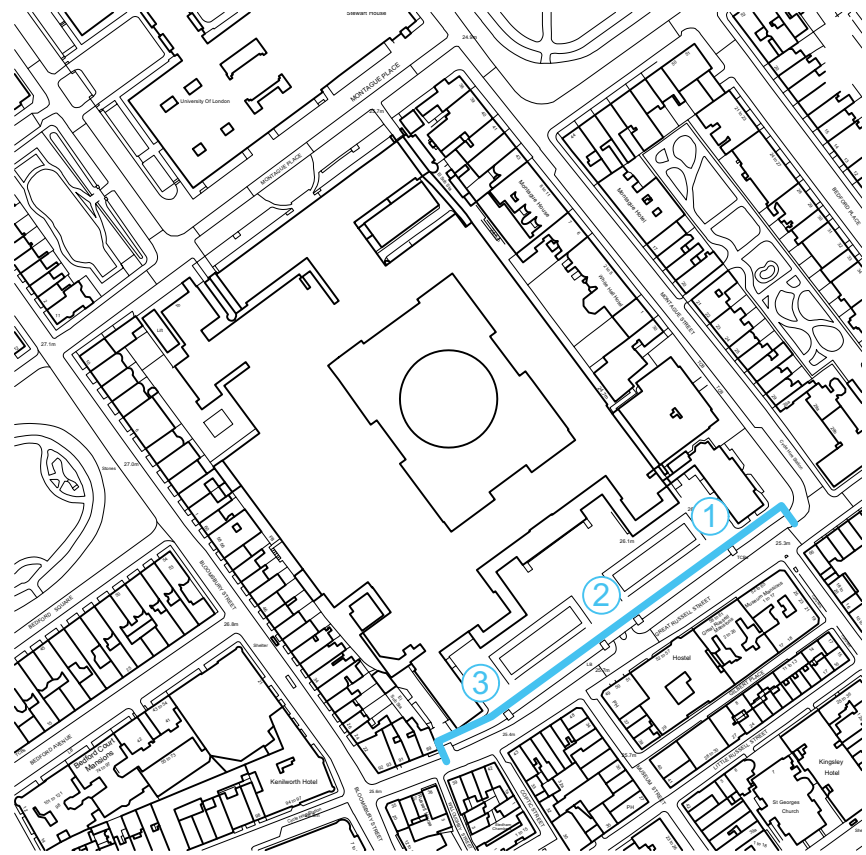
3 **South Fence - North Elevation West End (Proposed)**  
Scale: 1:100

#### GENERAL NOTES

DO NOT SCALE DRAWINGS. USE DIMENSIONED DRAWINGS ONLY.  
ALL DIMENSIONS TO BE CHECKED PRIOR TO COMMENCEMENT OF ANY WORKS. AND / OR PREPARATION OF ANY SHOP DRAWINGS.  
ALL DISCREPANCIES TO BE REPORTED TO THE ARCHITECT.  
THIS DRAWING TO BE READ IN CONJUNCTION WITH ALL OTHER ARCHITECTS DRAWINGS AND SPECIFICATIONS AND OTHER CONSULTANTS INFORMATION  
ALL STRUCTURAL ELEMENTS TO BE CROSS CHECKED WITH ENGINEERS DOCUMENTS

#### NOTES

-  New clipped black plastic conduit
-  SP1 - Cylindrical Spot Light - Powder coated black metal (50W x 85D x 83H)
-  External Driver cabinet (350w x 300d x 600h)



#### SCHEDULE REFERENCES

##### REVISION SCHEDULE

REVISION	DATE	DESCRIPTION	ISSUED BY
A	21/11/2023	For information	JD
B	31/01/2024	For information. Revised lighting strategy along South boundary wall	JD
P1	24/04/2024	Planning and Listed Building Applications Issue	JD
P2	24/06/2024	Revise Planning and Listed Building Applications Issue	JD

Nex—

55 Whitfield St,  
London W1T 4AH

e: office@nex-architecture.com  
t: +44 20 7183 0900

—The British Museum  
Great Russell St, London WC1B 3DG

PROJECT:  
BM Lighting

DRAWING:  
South Fence - North Elevation (Proposed)

STATUS: Information	DATE: 24/06/2024	DRAWN: AS	CHECKED: JD
SCALE: 1:100 @ ISO A1	DRAWING NO.: 113-Nex-00-XX-DR-A-251	REVISION: P2	