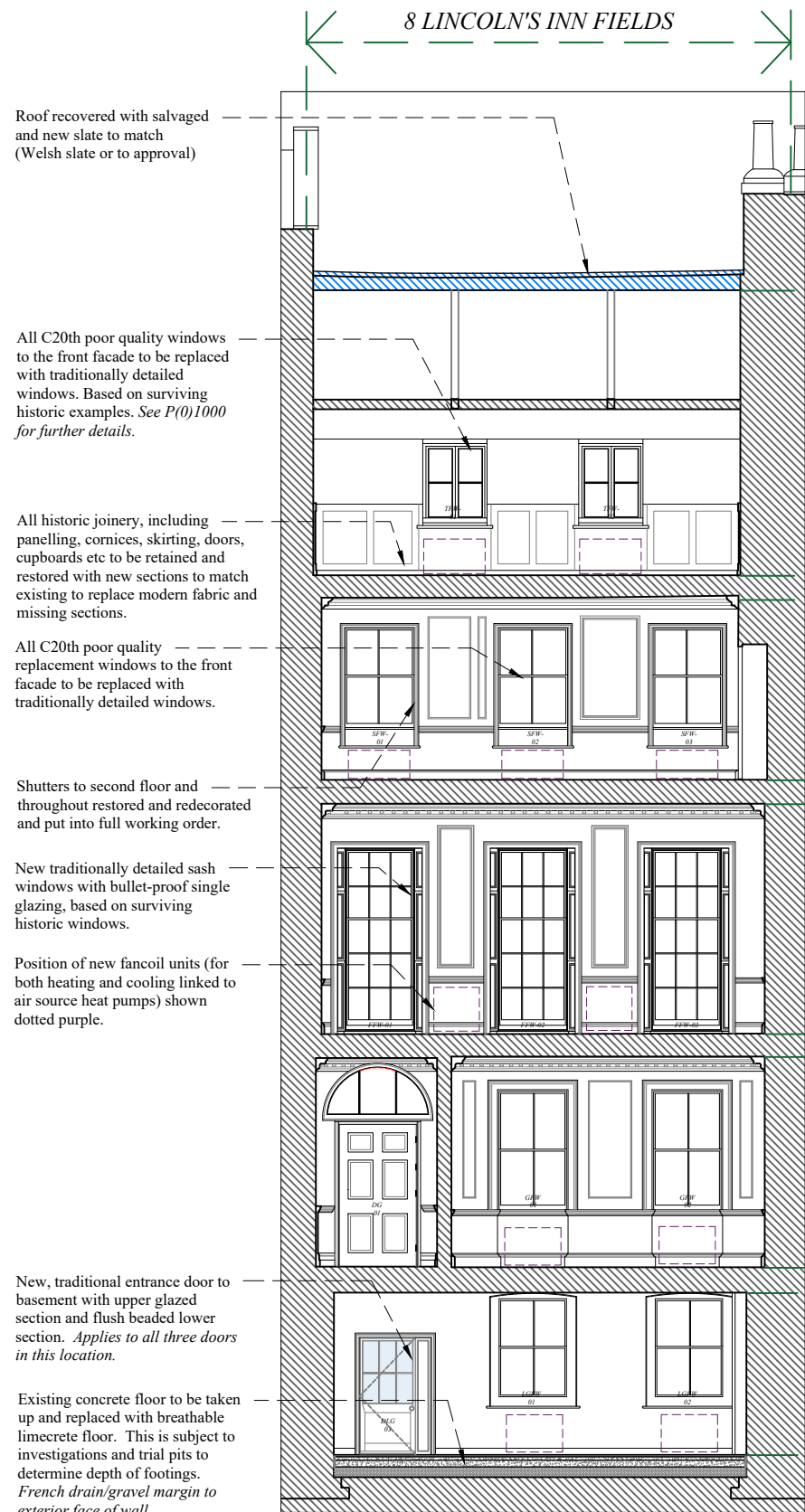


SURVEY/DEMOLITION: SECTION B-B - SHORT SECTION  
1:100 @ A3

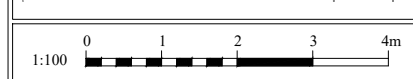
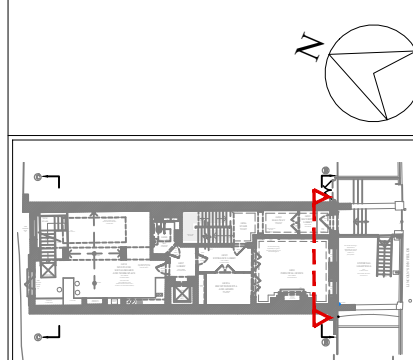


PROPOSED: SECTION B-B - SHORT SECTION  
1:100 @ A3

NOTES ON SHORT SECTION B-B - SURVEY/DEMOLITION & PROPOSED:

1. Allow for careful demolition of areas shown dotted and/or hatched red throughout. All are of low or no significance and date from 20th Century alterations when the building was converted into offices.
  2. All existing historic interiors, features and joinery is to be retained and repaired throughout unless otherwise noted on the drawings and repaired and redecorated.
  3. All existing services, including electrics, power, heating, data etc are to be carefully stripped out and renewed.
  4. Windows to be replaced with sash widows, based on surviving historic examples. Third floor to remain as casement windows.
- Note: Subject to further, ongoing review and design development.

Notes:  
This drawing is the copyright of Giles Quarme Architects and cannot be printed or reproduced without prior permission.  
This drawing has been based on survey information provided by others.  
All dimensions and setting out must be verified on site before commencement of the work, and any discrepancies notified to the architect.  
All windows and doors are to fit into existing openings unless stated otherwise.  
All dimensions are in millimetres unless stated otherwise.



FOR PLANNING

Rev	By	Date	Description
A	MJS	01.03.24	Additional notes added.
B	MJS	03.05.24	Additional notes added.
C	MJS	04.07.24	Fanlight retained.

Drawing Number: 9821 P(0)026 Rev: C

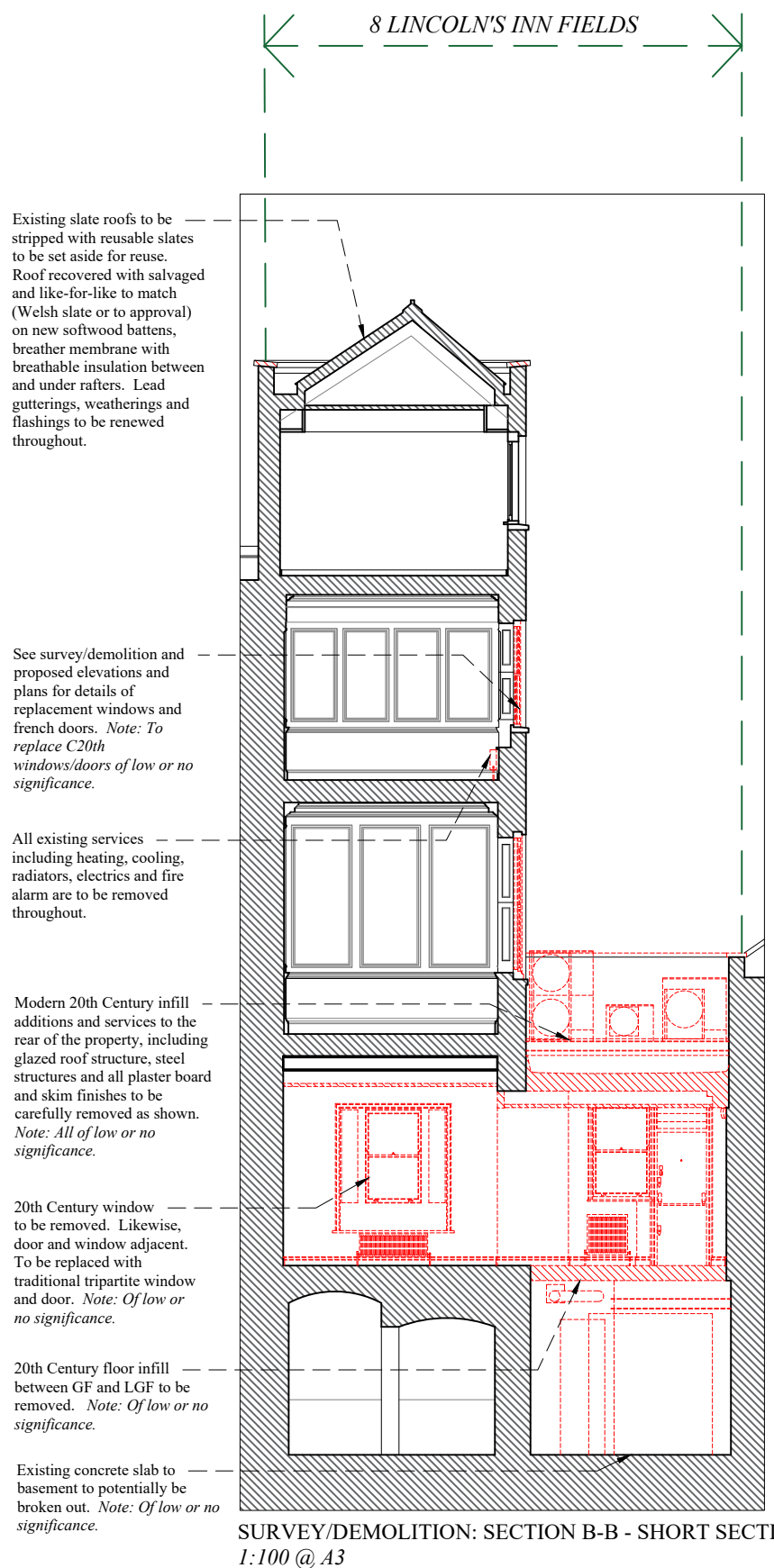
Project: No.8 Lincoln's Inn Fields  
Job No. 9821

Title: Survey/Demolition and Proposed Short Section B-B

Drawn NCB Checked NB  
Date July 2023 Scale 1:100 @ A3

Giles Quarme Architects  
Historic Building Architects & Consultants  
7 Bishops Terrace London SE11 4UE  
020 7582 0748  
www.quarme.com  
mail@quarme.com

**Notes:**  
 This drawing is the copyright of Giles Quarme Architects and cannot be printed or reproduced without prior permission.  
 This drawing has been based on survey information provided by others.  
 All dimensions and setting out must be verified on site before commencement of the work, and any discrepancies notified to the architect.  
 All windows and doors are to fit into existing openings unless stated otherwise.  
 All dimensions are in millimetres unless stated otherwise.



Existing slate roofs to be stripped with reusable slates to be set aside for reuse. Roof recovered with salvaged and like-for-like to match (Welsh slate or to approval) on new softwood battens, breather membrane with breathable insulation between and under rafters. Lead gutterings, weatherings and flashings to be renewed throughout.

See survey/demolition and proposed elevations and plans for details of replacement windows and french doors. *Note: To replace C20th windows/doors of low or no significance.*

All existing services including heating, cooling, radiators, electrics and fire alarm are to be removed throughout.

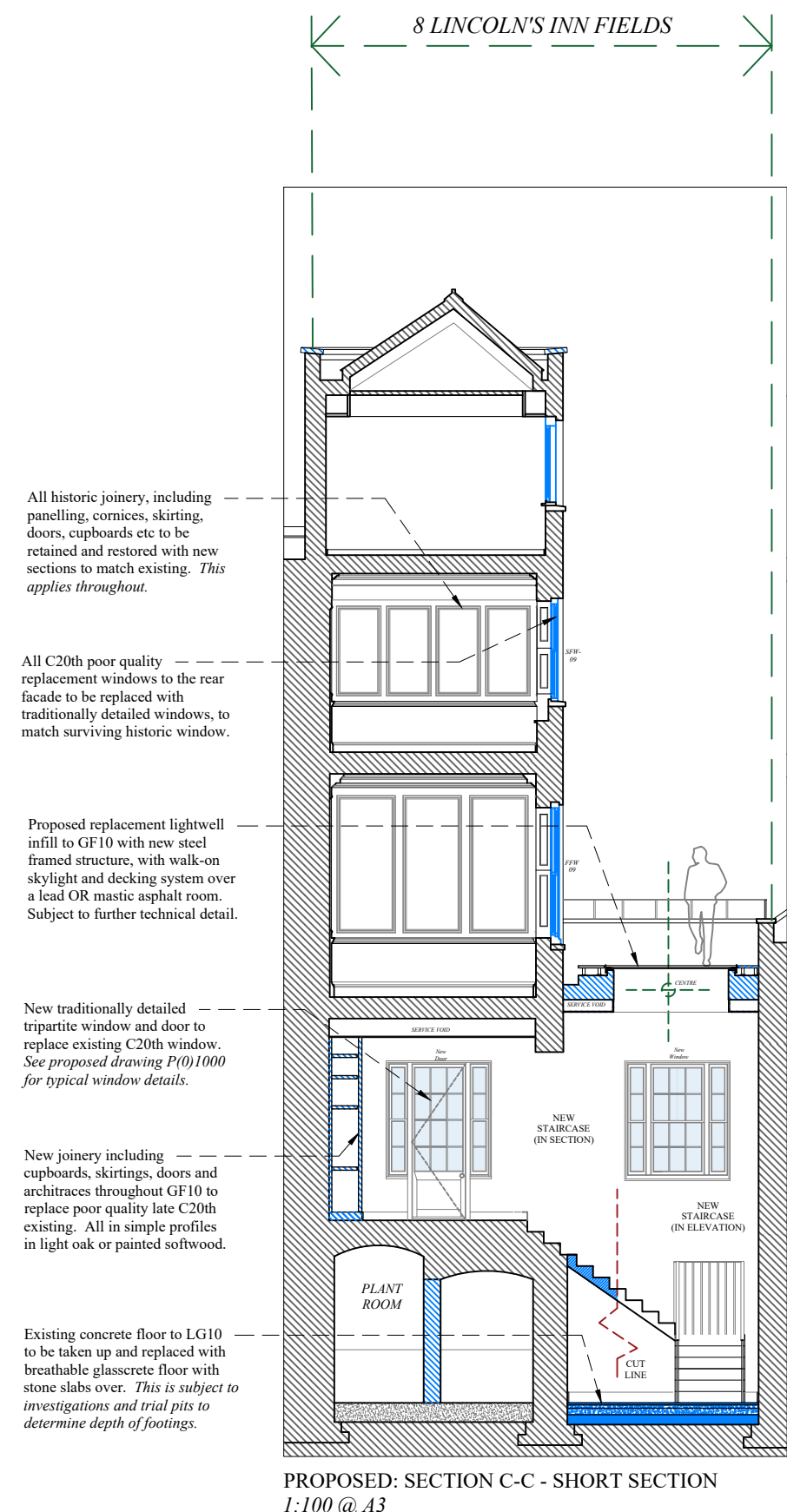
Modern 20th Century infill additions and services to the rear of the property, including glazed roof structure, steel structures and all plaster board and skim finishes to be carefully removed as shown. *Note: All of low or no significance.*

20th Century window to be removed. Likewise, door and window adjacent. To be replaced with traditional tripartite window and door. *Note: Of low or no significance.*

20th Century floor infill between GF and LGF to be removed. *Note: Of low or no significance.*

Existing concrete slab to basement to potentially be broken out. *Note: Of low or no significance.*

SURVEY/DEMOLITION: SECTION B-B - SHORT SECTION  
 1:100 @ A3



All historic joinery, including panelling, cornices, skirting, doors, cupboards etc to be retained and restored with new sections to match existing. *This applies throughout.*

All C20th poor quality replacement windows to the rear facade to be replaced with traditionally detailed windows, to match surviving historic window.

Proposed replacement lightwell infill to GF10 with new steel framed structure, with walk-on skylight and decking system over a lead OR mastic asphalt room. Subject to further technical detail.

New traditionally detailed tripartite window and door to replace existing C20th window. *See proposed drawing P(0)1000 for typical window details.*

New joinery including cupboards, skirtings, doors and architraces throughout GF10 to replace poor quality late C20th existing. All in simple profiles in light oak or painted softwood.

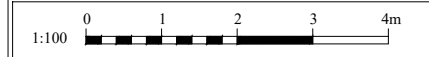
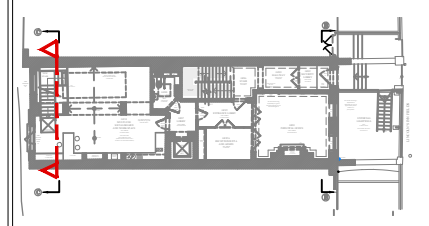
Existing concrete floor to LGF10 to be taken up and replaced with breathable glasscrete floor with stone slabs over. *This is subject to investigations and trial pits to determine depth of footings.*

PROPOSED: SECTION C-C - SHORT SECTION  
 1:100 @ A3



- NOTES ON SHORT SECTION C-C - SURVEY/DEMOLITION & PROPOSED:**
1. Allow for careful demolition of areas shown dotted and/or hatched red throughout. *All are of low or no significance and date from 20th Century alterations when the building was converted into offices.*
  2. All existing historic interiors, features and joinery is to be retained and repaired throughout unless otherwise noted on the drawings and repaired and redecorated.
  3. All existing services, including electrics, power, heating, data etc are to be carefully stripped out and renewed.

*Note: Subject to further, ongoing review and design development.*



**FOR PLANNING**

Rev	By	Date	Description
A	MJS	18.08.23	Rear staircase amended to have 175mm risers.
B	MJS	01.03.24	Additional notes added.
C	MJS	03.05.24	Additional notes added.

Drawing Number: 9821 P(0)027 Rev: C

Project: No.8 Lincoln's Inn Fields  
 Job No. 9821

Title: Survey/Demolition and Proposed Short Section C-C

Drawn: NCB Checked: NB

Date: July 2023 Scale: 1:100 @ A3

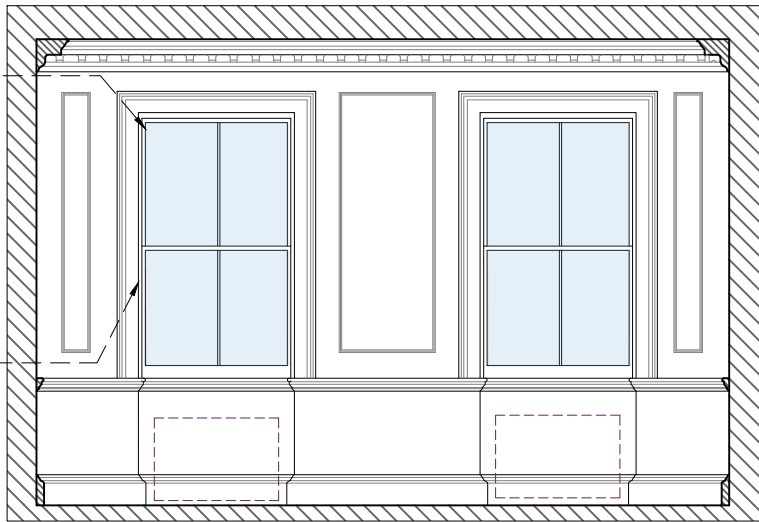
**Giles Quarme Architects**  
 Historic Building Architects & Consultants

7 Bishops Terrace London SE11 4UE 020 7582 0748 www.quarme.com mail@quarme.com

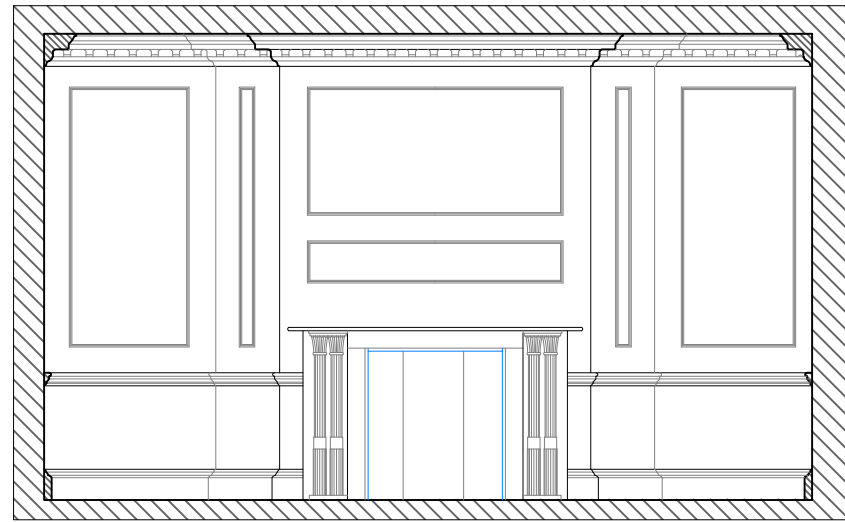


**Sash Windows:** —  
The GF01 sash windows date from the C20th following a C19th one over one design. Appropriate C18th style sash windows to be reinstated as per neighboring properties in painted tulipwood with single glazed bullet proof glazing units, based on design of surviving historic windows.

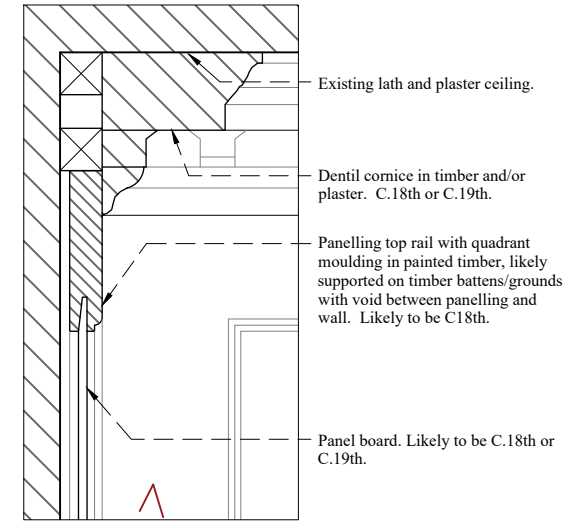
**Shutters:** —  
Traditional, two-part shutters reinstated to GF01 windows in original positions. Mouldings to match quadrant moulding to panelling.



A: INTERNAL ELEVATION A LOOKING SOUTH: 1:50 @ A3

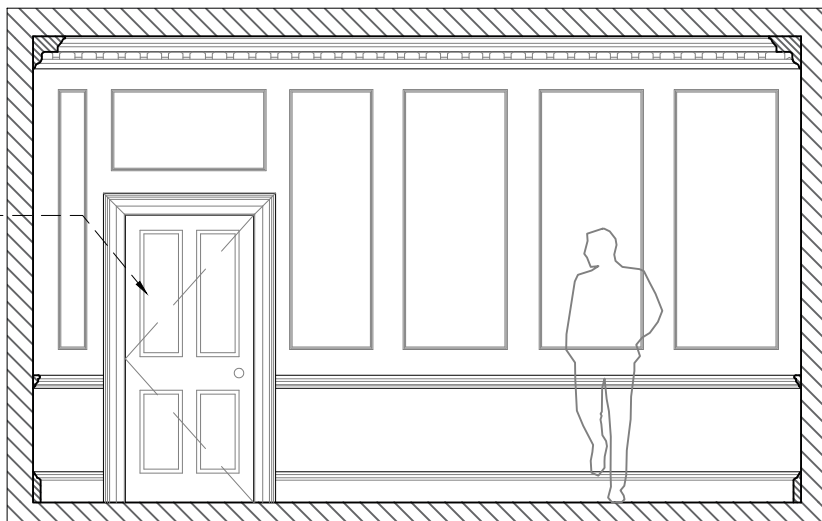


B: INTERNAL ELEVATION B LOOKING WEST: 1:50 @ A3



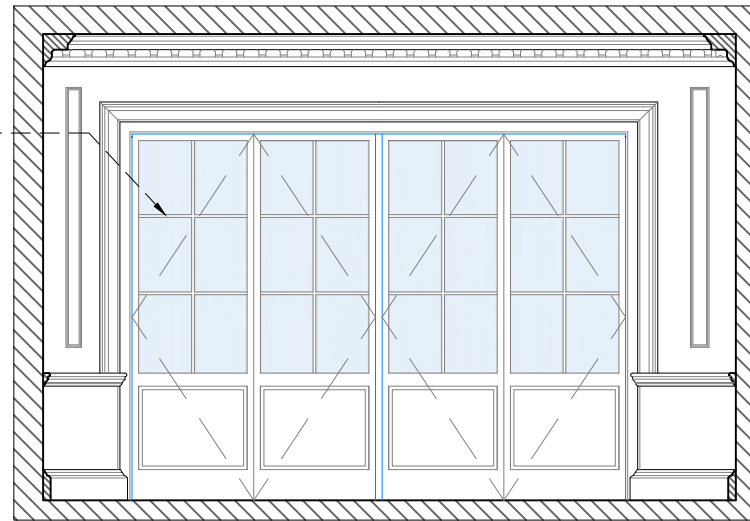
Existing lath and plaster ceiling.  
Dentil cornice in timber and/or plaster. C.18th or C.19th.  
Panelling top rail with quadrant moulding in painted timber, likely supported on timber battens/grounds with void between panelling and wall. Likely to be C18th.  
Panel board. Likely to be C.18th or C.19th.

**Internal Door:** —  
Four panelled internal door to be retained and overhauled, including easing, with new ironmongery.

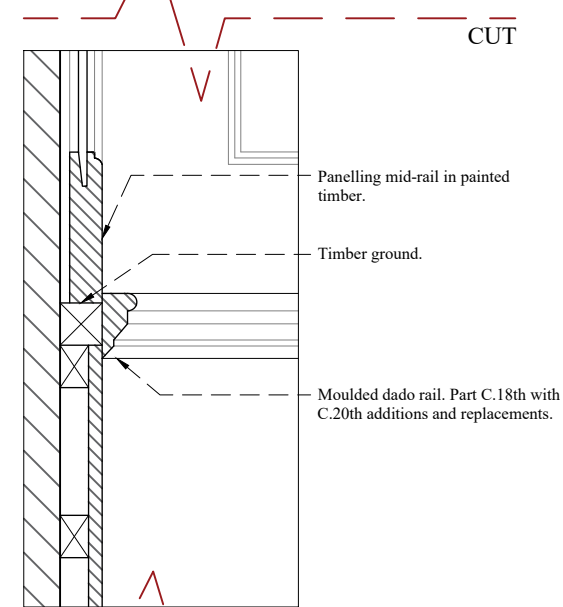


D: INTERNAL ELEVATION D LOOKING EAST: 1:50 @ A3

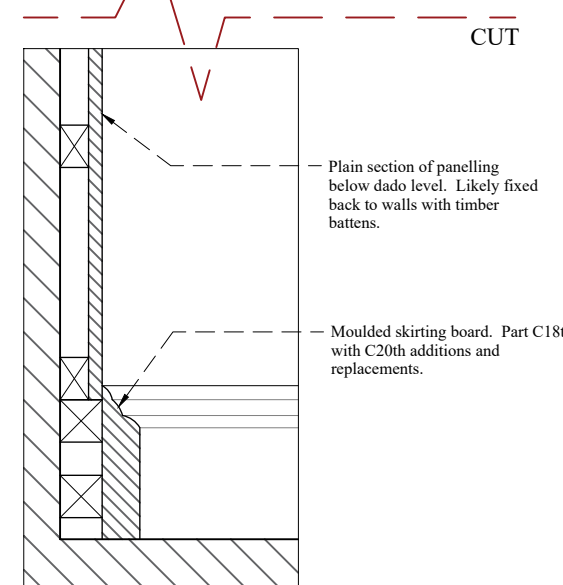
**Partitions and Doors:** —  
Proposed metal 'crittal' screens to a traditional, heritage design to replace inappropriate, late C20th partition. Final design subject to final detailing and approval of specialist supplier details and shop drawings



C: INTERNAL ELEVATION C LOOKING NORTH: 1:50 @ A3



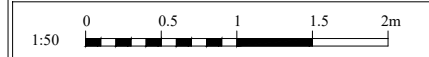
Panelling mid-rail in painted timber.  
Timber ground.  
Moulded dado rail. Part C.18th with C.20th additions and replacements.



Plain section of panelling below dado level. Likely fixed back to walls with timber battens.  
Moulded skirting board. Part C18th with C20th additions and replacements.

**Notes:**  
This drawing is the copyright of Giles Quarme Architects and cannot be printed or reproduced without prior permission.  
This drawing has been based on survey information provided by others.  
All dimensions and setting out must be verified on site before commencement of the work, and any discrepancies notified to the architect.  
All windows and doors are to fit into existing openings unless stated otherwise.  
All dimensions are in millimetres unless stated otherwise.

- ROOM G1 - INTERIOR NOTES:**
- Existing joinery, including panelling, architraves and skirting etc is a combination of C18th, C19th and C20th. All to be repaired and restored with new sections as required and cracks/splits repaired to HE guidance. Any new sections to match the existing in profile and timber type exactly.
  - Panelling and joinery to be carefully prepared following repair and painted a suitable heritage colour.
  - Assumed lath and plaster ceiling repaired and redecorated.
  - Fireplace reopened to original firebox and restored, with new hearth if required.
  - Existing floor boards retained with a new engineered, oak timber floor boards laid over existing as per detail drawing P(0)500. Floor boxes for services to sit flush with FFL.
  - Proposed metal 'crittal' screens to a traditional, heritage design to replace inappropriate, late C20th partition. Final design subject to final detailing and approval of specialist supplier details and shop drawings
  - Lighting to be a combination of pendant and desk lamps. Fittings TBC.
  - All final internal details and designs subject to shop drawings for architect approval.
  - Any historic ironmongery to be retained, refurbished and reused with new C.18th style ironmongery to match in unlacquered brass. Subject to detailed ironmongery schedule.



**FOR PLANNING**

Rev	By	Date	Description
A	MJS	01.03.24	Additional notes added.
B	MJS	15.04.24	Additional notes added.

Drawing Number: 9821 P(0)201 Rev: B

Project: No.8 Lincoln's Inn Fields Job No. 9821

Title: Room GF01: Proposed Internal Elevations and Joinery Details

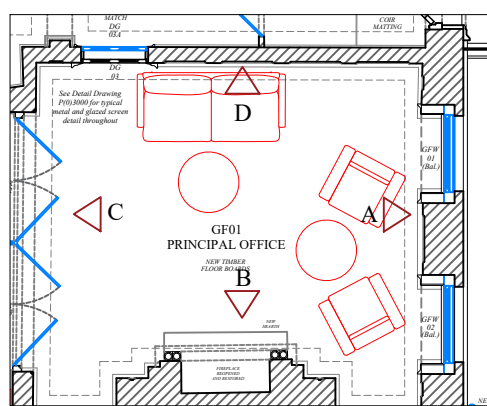
Drawn NCB Checked NB

Date July 2023 Scale 1:10 @ A3


**Giles Quarme Architects**  
Historic Building Architects & Consultants

7 Bishops Terrace London SE11 4UE 020 7582 0748 www.quarme.com mail@quarme.com

ROOM GF01 TYPICAL JOINERY DETAILS: 1:10 @ A3



KEY PLAN: 1:100 @ A3

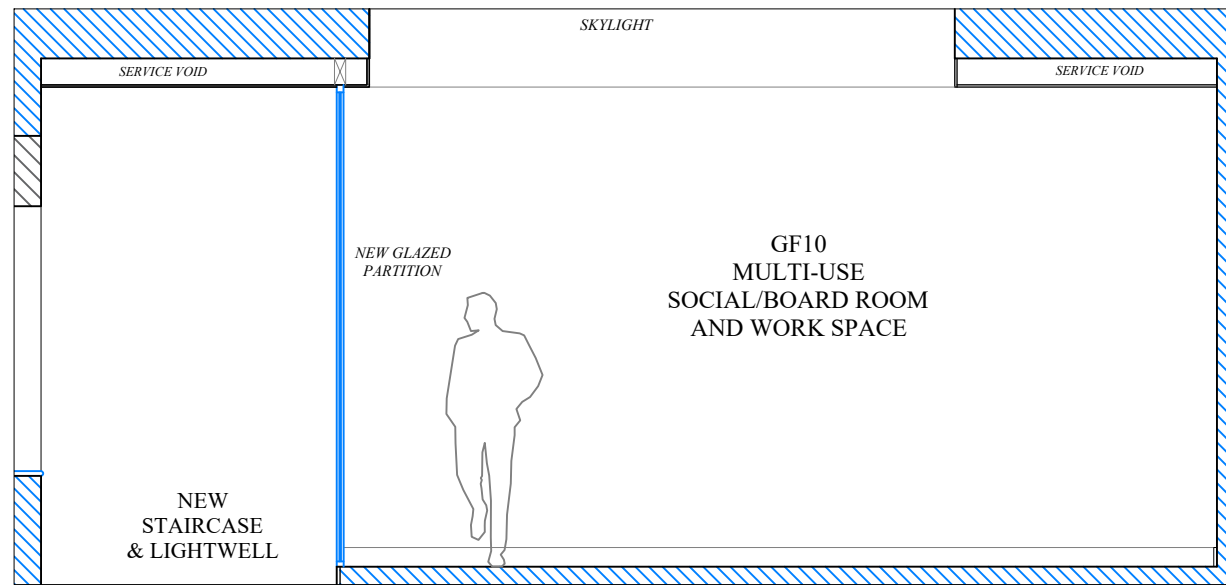


PHOTOS OF EXISTING G1 INTERIOR AND DETAILS: NTS @ A3

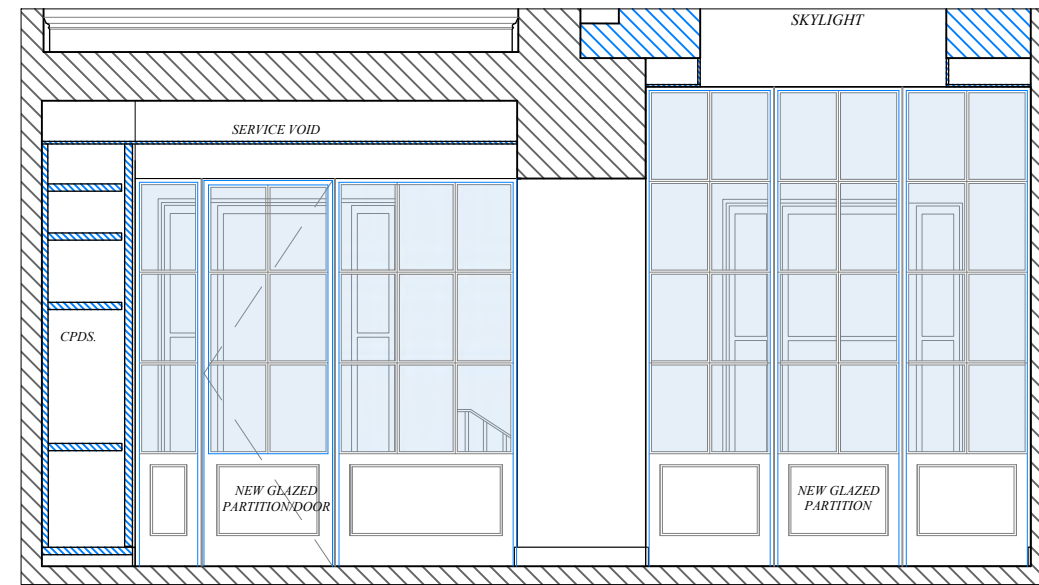
**Notes:**  
 This drawing is the copyright of Giles Quarme Architects and cannot be printed or reproduced without prior permission.  
 This drawing has been based on survey information provided by others.  
 All dimensions and setting out must be verified on site before commencement of the work, and any discrepancies notified to the architect.  
 All windows and doors are to fit into existing openings unless stated otherwise.  
 All dimensions are in millimetres unless stated otherwise.

**ROOM GF10 - INTERIOR NOTES:**

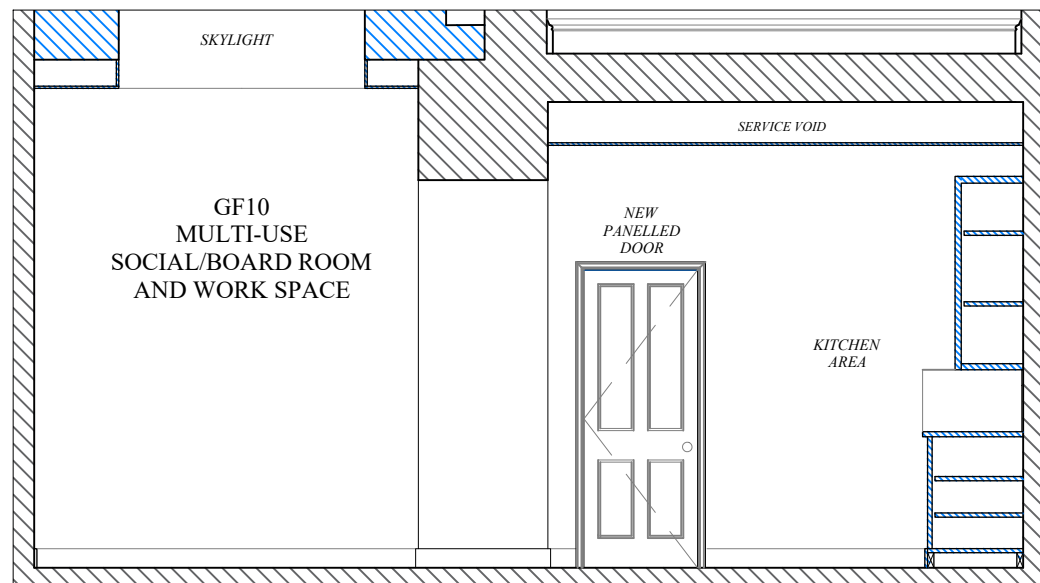
1. Room GF10 has been extensively rebuilt and remodelled during the C.20th. There remains no historic features or joinery, with the exception of the chimney breast. The additions and changes arguably detract from the surviving historic fabric and are of low or indeed no significance.
2. The C20th skylight and associated structure and finishes are to be demolished and removed, and replaced with a new steel structure with contemporary finishes including painted plasterboard and light oak, contemporary style cupboards, skirting and other joinery. A walk-on skylight will replace the existing skylight arrangement.
3. New window and exit door, in a traditional style, glazed with single glazed bullet-proof glass, as per proposed elevation and detail drawings.
4. Fireplace reopened to original firebox, without reinstatement of surround and mantle.
5. New engineered, oak timber floor boards laid over existing boards. Floor boxes to sit flush with FFL.
6. Fancoil heating/cooling units to be concealed within painted joinery enclosures detailed to match panelling behind.
7. Lighting to be a combination of pendant and desk lamps. Fittings TBC.
8. Final details and designs, including fitted cupboards, kitchen and counters subject to shop drawings for architect and client approval.
9. Any historic ironmongery to be retained, refurbished and reused with new C18th style ironmongery to match in unlacquered brass. Subject to detailed ironmongery schedule.



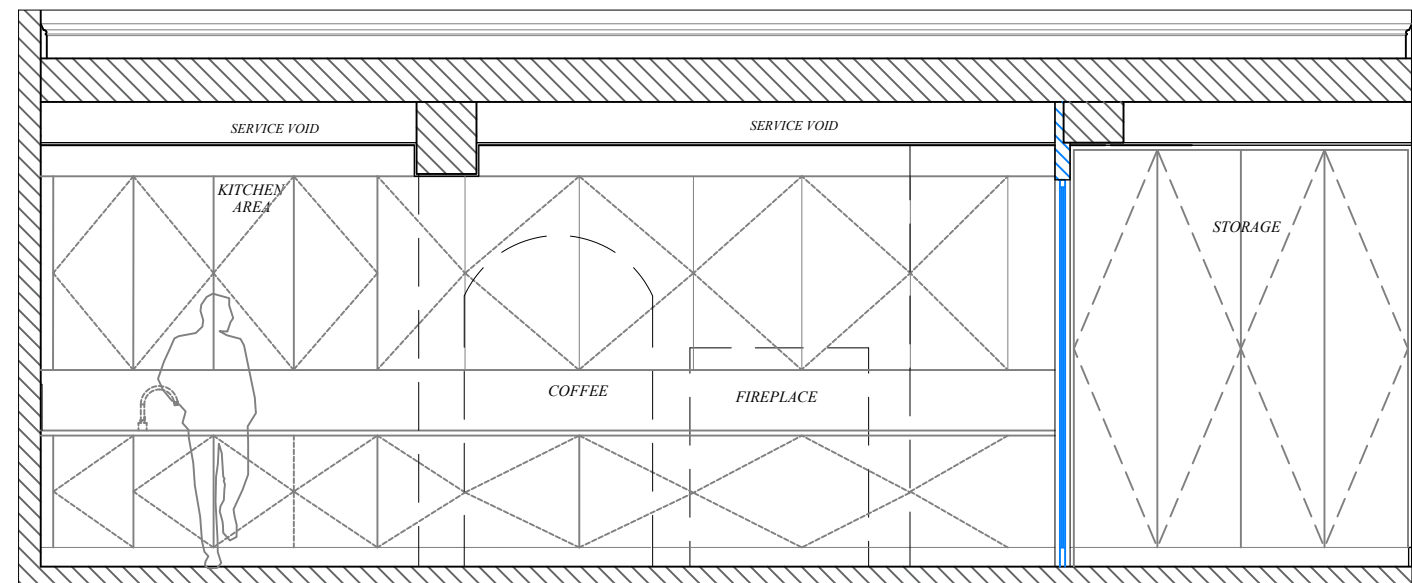
A: INTERNAL ELEVATION A LOOKING EAST: 1:50 @ A3



B: INTERNAL ELEVATION B LOOKING NORTH: 1:50 @ A3



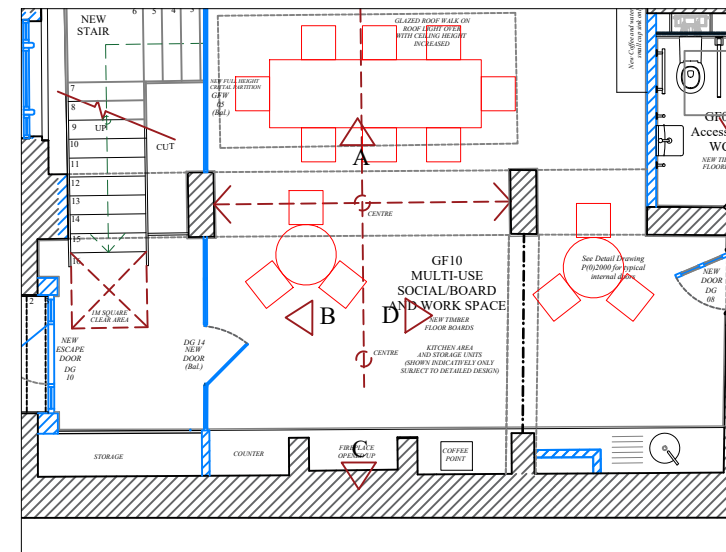
D: INTERNAL ELEVATION C LOOKING SOUTH: 1:50 @ A3



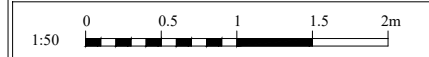
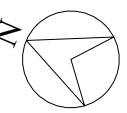
C: INTERNAL ELEVATION D LOOKING WEST: 1:50 @ A3



PHOTOS OF EXISTING G10 INTERIOR AND DETAILS: NTS @ A3



KEY PLAN: 1:100 @ A3



**FOR PLANNING**

Rev	By	Date	Description
A	MJS	03.05.24	Additional notes added.

Drawing Number: **9821 P(0)210** Rev: **A**

Project: **No.8 Lincoln's Inn Fields**  
 Job No. 9821

Title: **Room GF10: Proposed Internal Elevations and Joinery Details**

Drawn **NCB** Checked **NB**

Date **July 2023** Scale **1:10 @ A3**

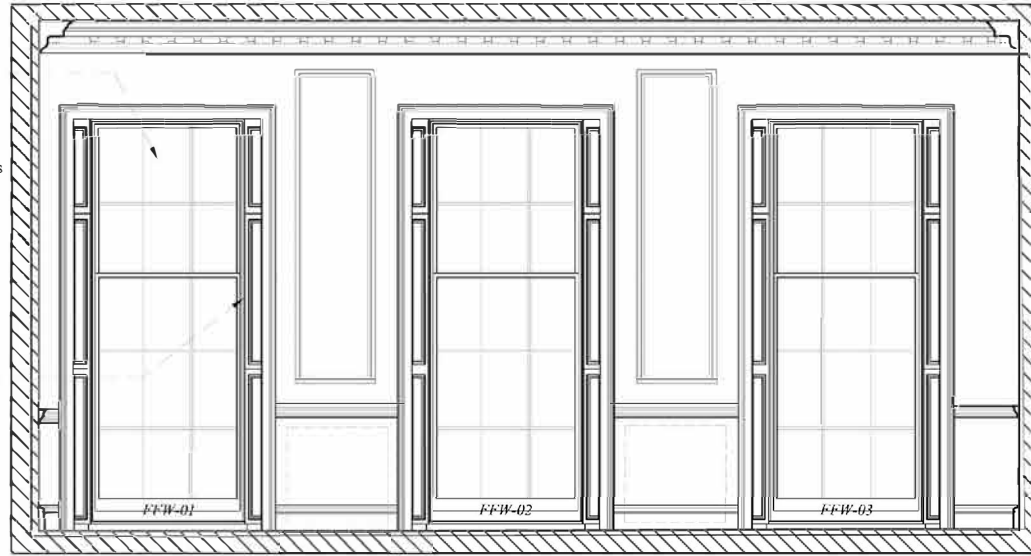
**Giles Quarme Architects**  
 Historic Building Architects & Consultants

7 Bishops Terrace London SE11 4UE  
 020 7582 0748  
 www.quarme.com  
 mail@quarme.com

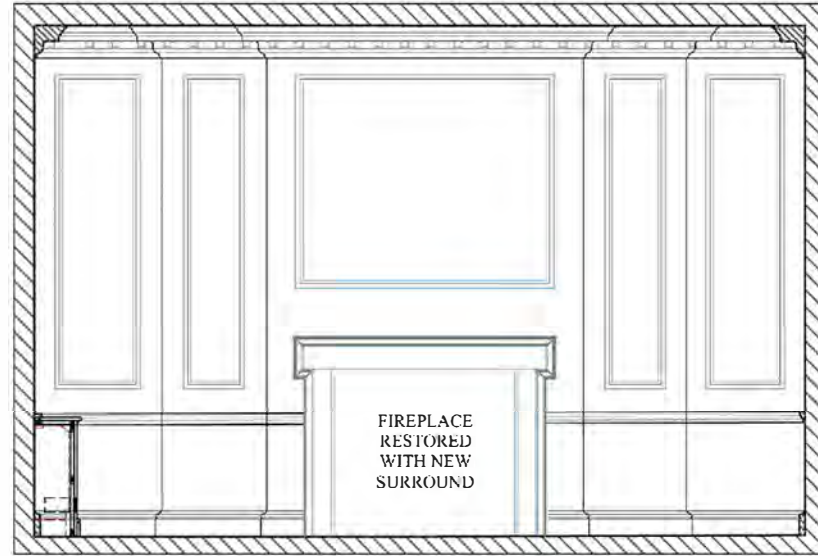


**Sash Windows:**  
Existing windows to be replaced with six over nine sash windows to a traditional design, as per neighboring properties, in painted tulipwood with slim double glazing units.

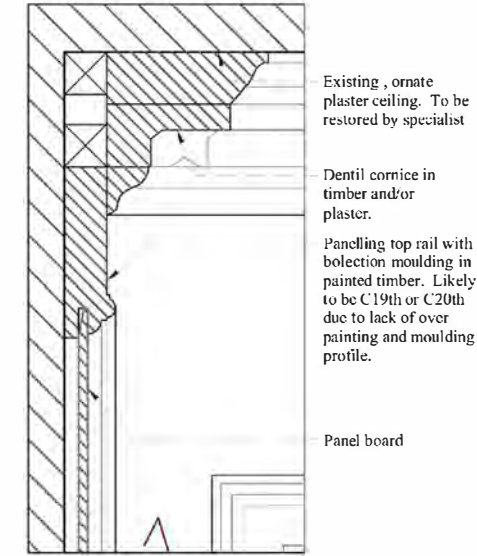
**Shutters:**  
Traditional, three-part shutters reinstated to F1 sashes in original positions. Mouldings to match quadrant moulding to top reveal.



A: INTERNAL ELEVATION A LOOKING SOUTH: 1:50 @ A3



B: INTERNAL ELEVATION B LOOKING WEST: 1:50 @ A3



Existing, ornate plaster ceiling. To be restored by specialist

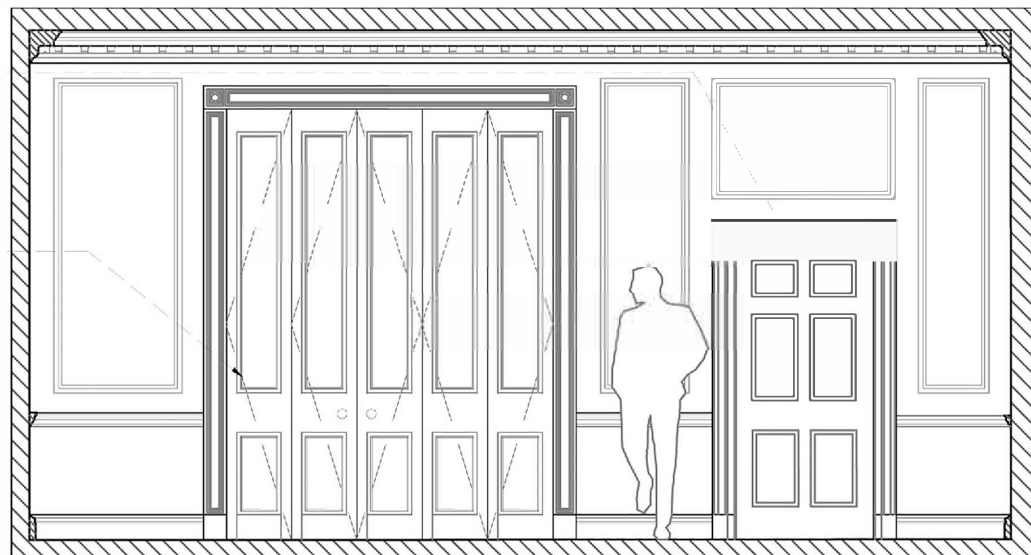
Dentil cornice in timber and/or plaster.

Panelling top rail with bolection moulding in painted timber. Likely to be C19th or C20th due to lack of over painting and moulding profile.

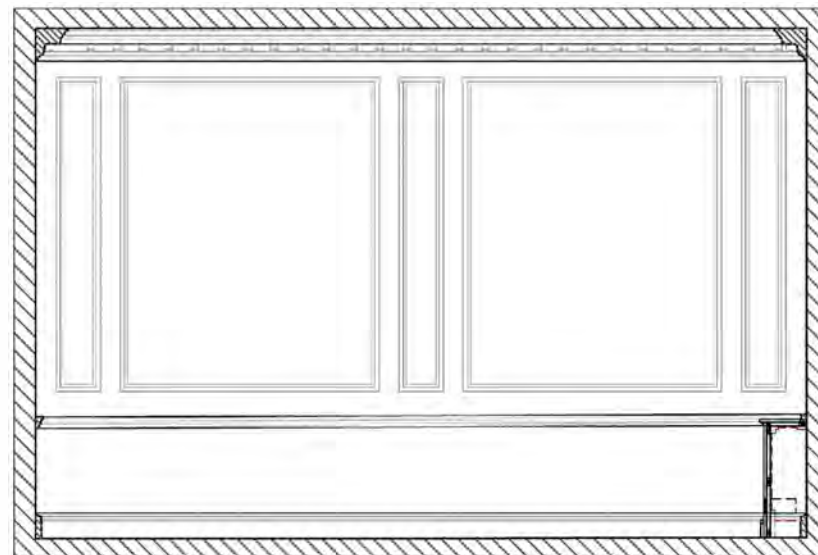
Panel board

**Internal Door:**  
Four panelled internal door to be retained and overhauled, including easing, with new ironmongery.

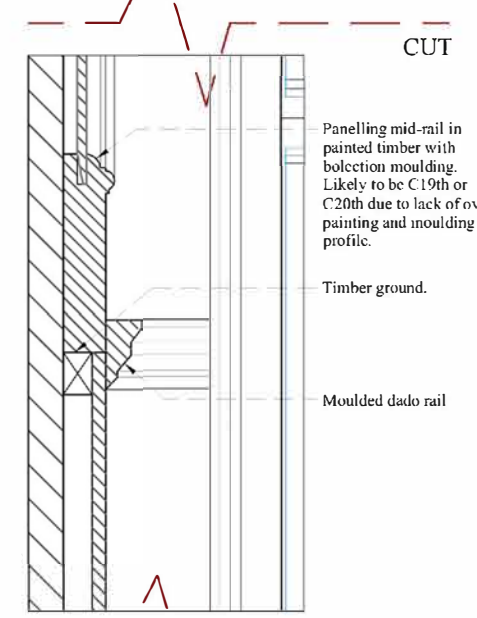
**Partitions and Doors:**  
Proposed bifold traditionally detailed doors to replicate those from the 1906 photographs. Existing architrave mouldings from current door surround re-used.



C: INTERNAL ELEVATION C LOOKING NORTH: 1:50 @ A3



D: INTERNAL ELEVATION D LOOKING EAST: 1:50 @ A3

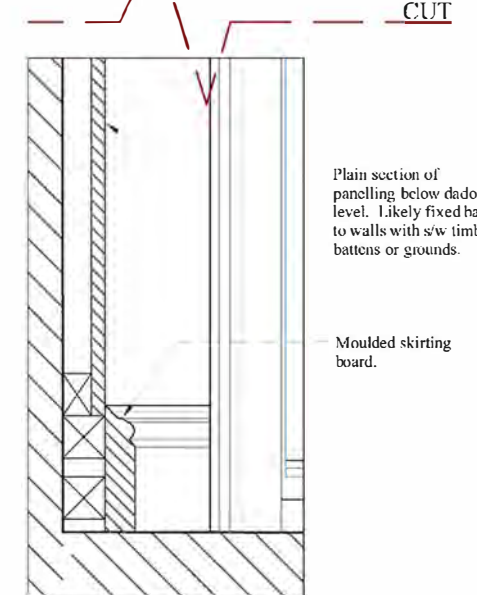


CUT

Panelling mid-rail in painted timber with bolection moulding. Likely to be C19th or C20th due to lack of over painting and moulding profile.

Timber ground.

Moulded dado rail



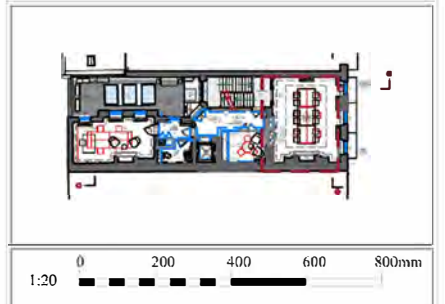
CUT

Plain section of panelling below dado level. Likely fixed back to walls with s/w timber battens or grounds.

Moulded skirting board.

**Notes:**  
This drawing is the copyright of Giles Quarme Architects and cannot be printed or reproduced without prior permission.  
This drawing has been based on survey information provided by others.  
All dimensions and setting out must be verified on site before commencement of the work, and any discrepancies notified to the architect.  
All windows and doors are to fit into existing openings unless stated otherwise.  
All dimensions are in millimetres unless stated otherwise.

- ROOM FF01 - INTERIOR NOTES:**
- Existing joinery, including panelling, architraves and skirting etc is a combination of C18th, C19th and C20th. All to be repaired and restored with new sections as required and cracks/splits repaired to HIF guidance. Any new sections to match the existing in profile and timber type exactly.
  - Panelling and joinery to be carefully prepared following repair and painted a suitable heritage colour.
  - Ornate lath and plaster ceiling with embellishment to be repaired and redecorated by specialist craftsman.
  - New sash windows as per proposed elevation and detail drawings.
  - Fireplace reopened to original firbox and restored, with new hearth and surround/mantle.
  - Existing floor boards retained with a new parquet laid over as per detail drawing T(0)714. Floor boxes for services to sit flush with FFL.
  - Proposed Timber Door to a traditional, heritage design to sit within a restored joinery opening. See historic research and photos. *Final design of door subject to final detailing and approval of specialist supplier details and shop drawings*
  - Lighting to be a combination of a central pendant and task lighting, and uplighters. *Fittings TBC.*
  - All final internal details and designs subject to shop drawings for architect approval. Any historic ironmongery to be retained, refurbished and reused with new C18th style ironmongery to match in unlacquered brass. *Subject to detailed ironmongery schedule.*



**FOR PLANNING**

Rev	By	Date	Description
A	MS	14/12/23	Ceiling repair notes added
B	MS	15/04/23	Additional notes added
C	MS	15/05/23	Additional notes added
D	NB/MS	04/07/24	Interior bi-fold doors to historic photo and glazing to agreed 6 on 9

Drawing Number: 9821 P(0) 211 Rev: D

Project: No.8 Lincoln's Inn Fields Job No. 9821

Title: Room FF01: Proposed Internal Elevations and Joinery Details

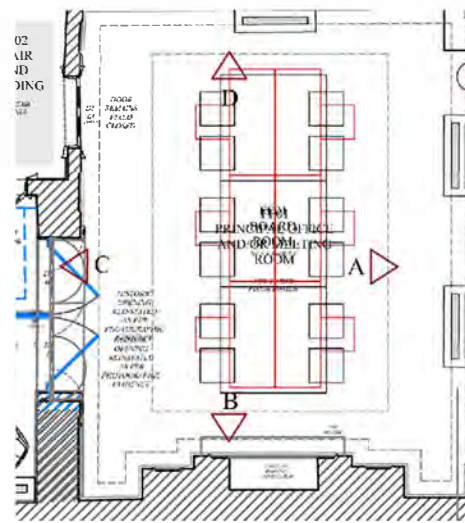
Drawn NCB	Checked NB
Date July 2023	Scale 1:10 @ A3

**Giles Quarme Architects**  
Historic Building Architects & Consultants

7 Bishops Terrace London SE11 4UE 020 7582 0748 www.quarme.com mail@quarme.com



PHOTOS OF EXISTING F1 INTERIOR AND DETAILS: NTS @ A3



KEY PLAN: 1:100 @ A3

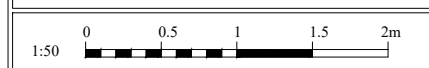
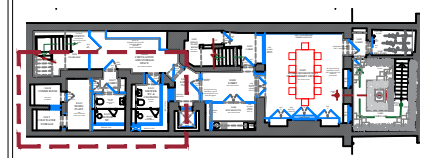
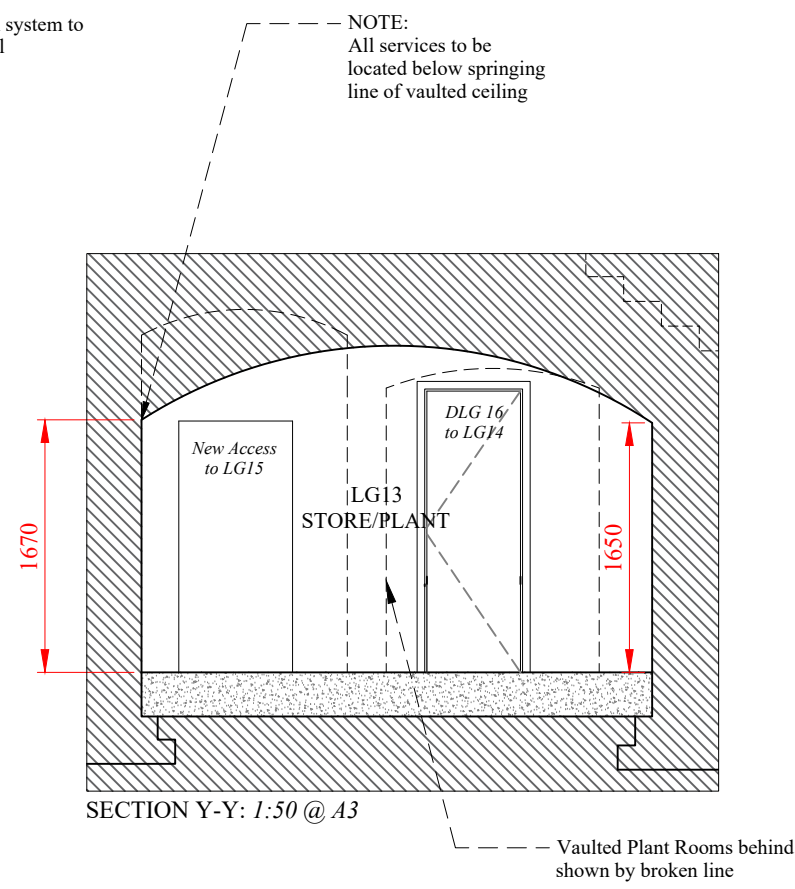
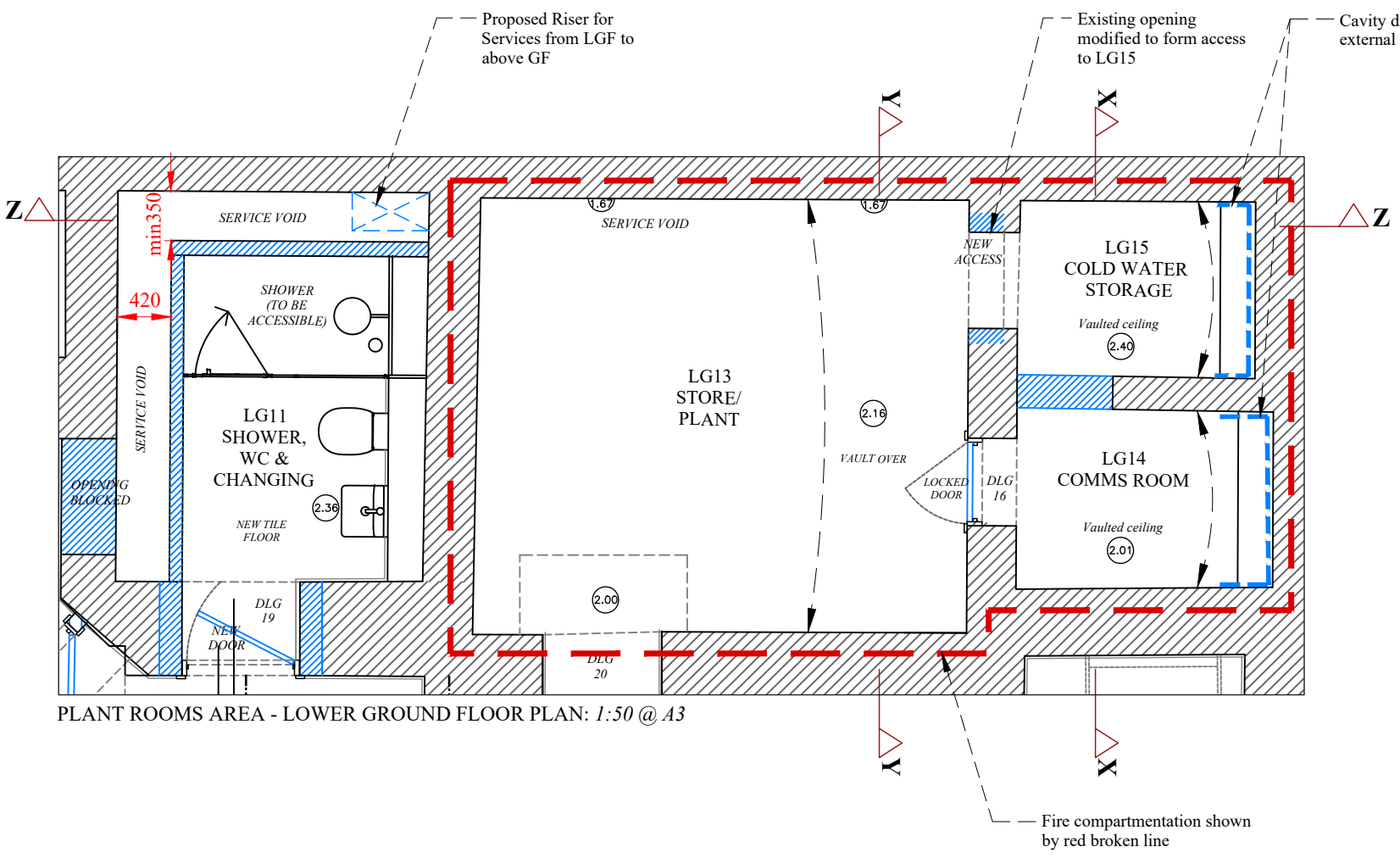
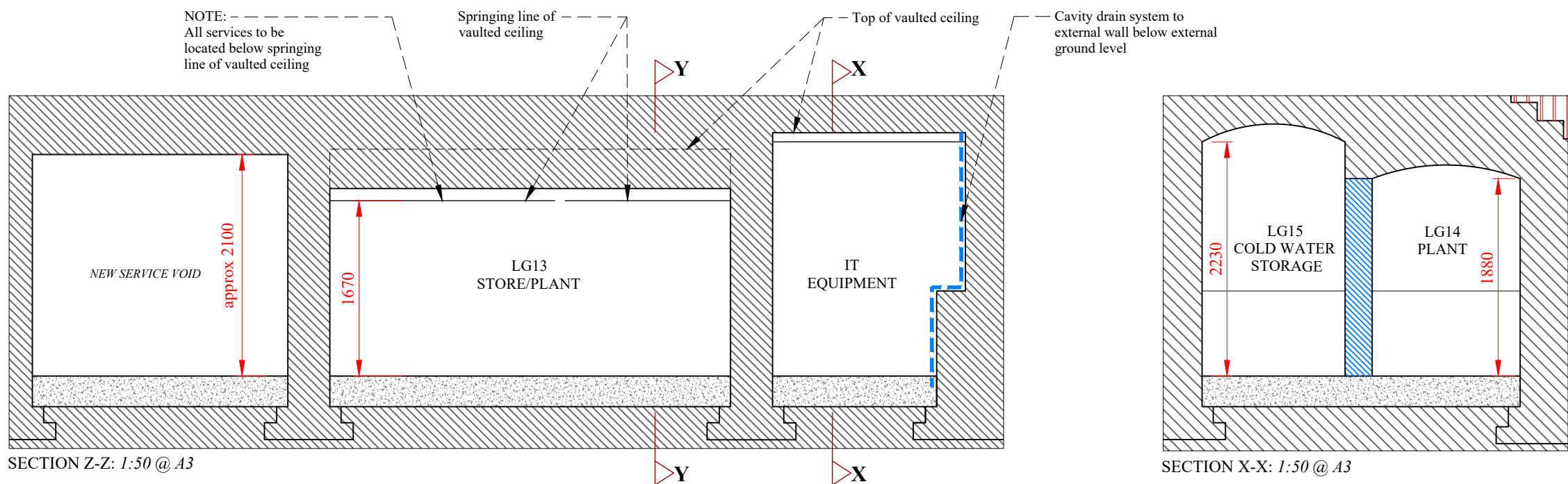
ROOM FF01 TYPICAL JOINERY DETAILS: 1:10 @ A3

**Ceiling:**  
To be restored by a specialist. To be redecorated in "Wedgewood blue Jasperware" Style.

**Chandelier:**  
Existing chandelier to be replaced with style appropriate one, sourced from "Christies" or similar antique specialist to be supplied by client.



**Notes:**  
 This drawing is the copyright of Giles Quarme Architects and cannot be printed or reproduced without prior permission.  
 This drawing has been based on survey information provided by others.  
 All dimensions and setting out must be verified on site before commencement of the work, and any discrepancies notified to the architect.  
 All windows and doors are to fit into existing openings unless stated otherwise.  
 All dimensions are in millimetres unless stated otherwise.



**DRAFT**

Rev	By	Date	Description
A	MJS	01.03.24	Notes amended.

Drawing Number: 9821 P(0)212 Rev: A

Project: No.8 Lincoln's Inn Fields  
 Job No. 9821

Title: Lower Ground Floor - Plant Rooms Area  
 Plan and Sections

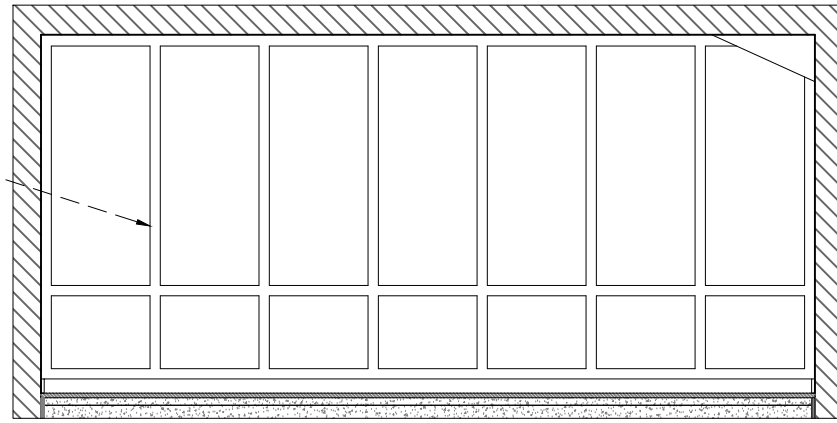
Drawn MP Checked NB

Date Aug 2023 Scale 1:50 @ A3

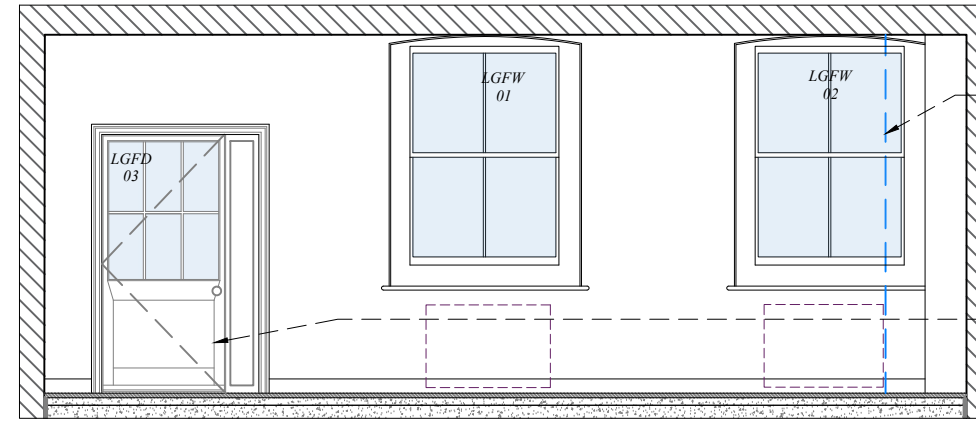
**Giles Quarme Architects**  
 Historic Building Architects & Consultants

7 Bishops Terrace London SE11 4UE 020 7582 0748 www.quarme.com mail@quarme.com

Joinery:  
Existing modern veneered panelling to be replaced with new painted timber panelling.



A: INTERNAL ELEVATION A LOOKING EAST: 1:50 @ A3

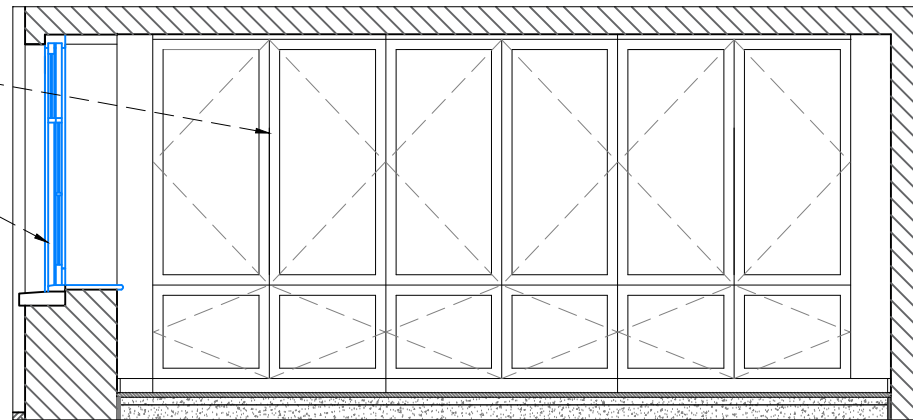


B: INTERNAL ELEVATION B LOOKING SOUTH: 1:50 @ A3

Built-in replacement cupboard indicated by broken line.

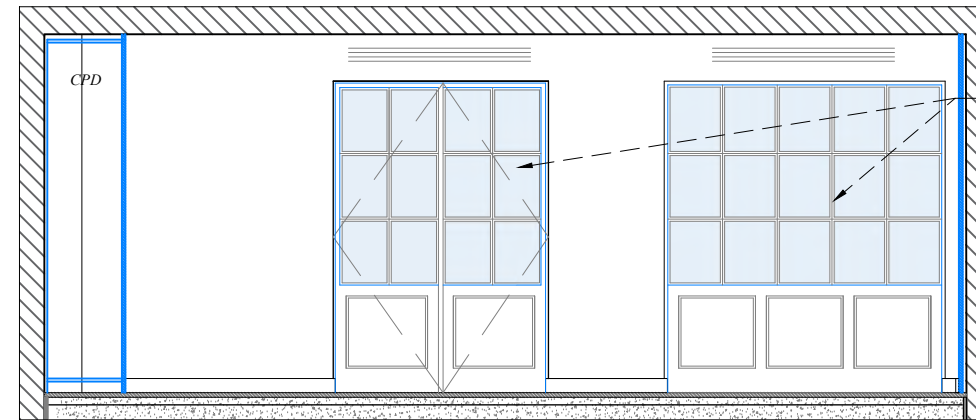
Entrance Door:  
New half-glazed timber entrance door of traditional design with flush beaded lower section.

Joinery:  
Existing modern built-in cupboard to be replaced with new bespoke made unit.



C: INTERNAL ELEVATION C LOOKING WEST: 1:50 @ A3

Sash Windows:  
The F09 poor quality sash windows dating from the C.20th to be replaced with traditionally detailed 2 over 2 timber sash windows with single glazed bullet-proof glass. Design based on surviving historic windows.




D: INTERNAL ELEVATION D LOOKING NORTH: 1:50 @ A3

Partition and Doors:  
Existing modern glass partition and flush doors to be replaced with metal 'crittal' screen and double doors to a traditional, heritage design. Final design subject to final detailing and approval of specialist supplier details and shop drawings.

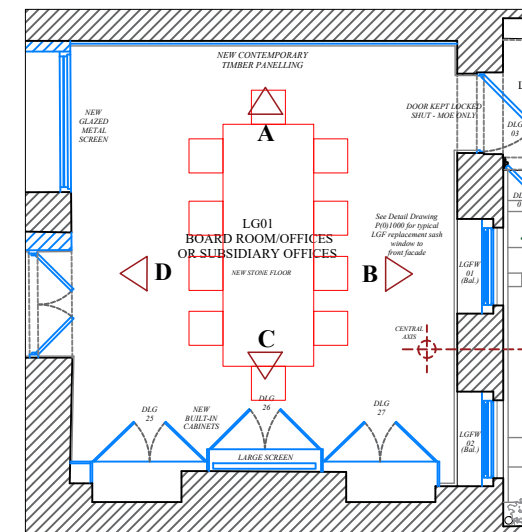
Notes:  
This drawing is the copyright of Giles Quarme Architects and cannot be printed or reproduced without prior permission.  
This drawing has been based on survey information provided by others.  
All dimensions and setting out must be verified on site before commencement of the work, and any discrepancies notified to the architect.  
All windows and doors are to fit into existing openings unless stated otherwise.  
All dimensions are in millimetres unless stated otherwise.

ROOM LGF01 - INTERIOR NOTES:

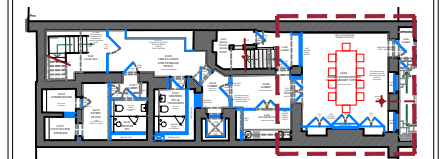
- Existing panelling, built-in furniture and skirting etc is a modern addition proposed to be replaced with new timber joinery.
- Replacement sash windows as per proposed elevation and detail drawings.
- Existing concrete floor to be taken up and replaced with breathable limecrete floor (subject to site investigation).
- Lighting to be a combination of a central pendant and desk lamps., and uplighters.  
*Fittings TBC.*
- All final internal details and designs subject to shop drawings for architect approval.



PHOTOS OF EXISTING LGF01 INTERIOR AND DETAILS: NTS @ A3



KEY PLAN: 1:100 @ A3



For Planning

Rev	By	Date	Description
A	MJS	01.03.24	Additional notes added.
B	MJS	15.04.24	Additional notes added.

Drawing Number:  
9821 P(0)213

Project:  
No.8 Lincoln's Inn Fields  
Job No. 9821

Title:  
Room LGF01:  
Proposed Internal Elevations

Drawn MP Checked NCB

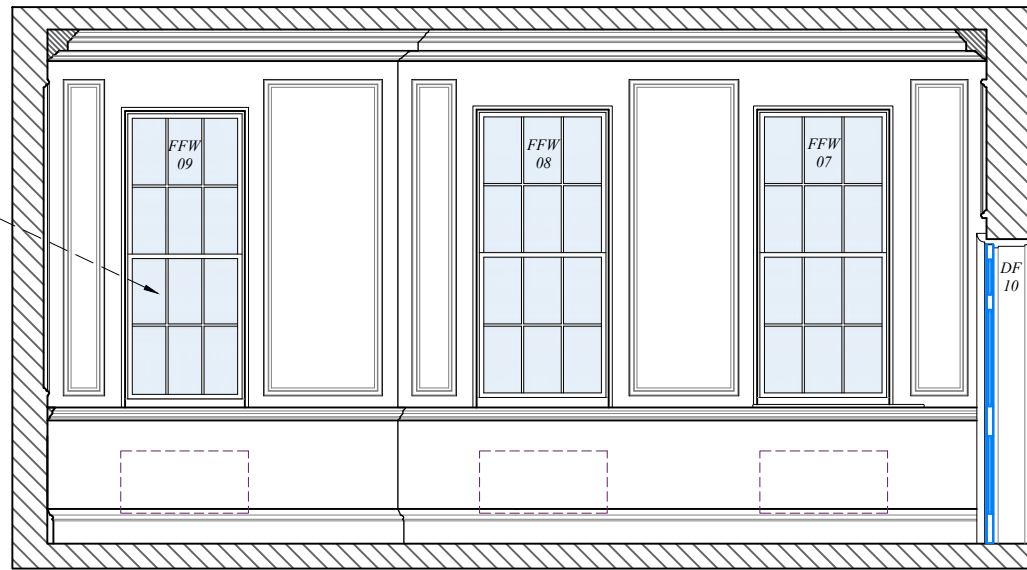
Date Aug 2023 Scale 1:50 @ A3

Giles Quarme Architects  
Historic Building Architects & Consultants

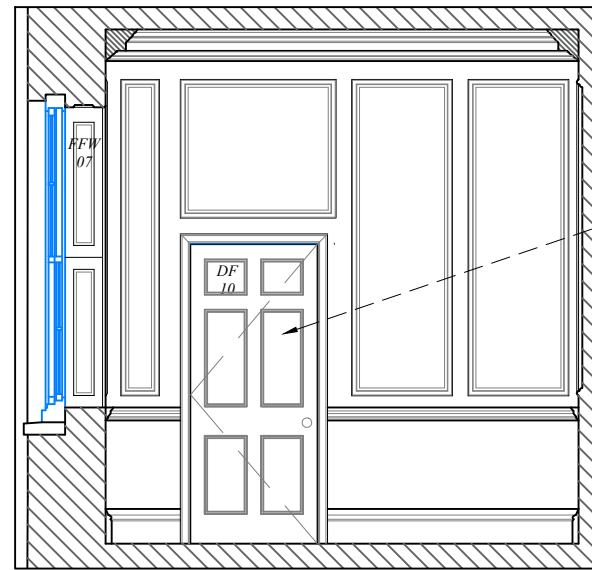
7 Bishops Terrace London SE11 4UE  
020 7582 0748  
www.quarme.com  
mail@quarme.com



**Sash Windows:**  
The F09 poor quality sash windows dating from the C20th to be replaced with traditionally detailed 6 over 6 timber sash windows with single glazed bullet-proof glazing. Design based on surviving historic windows.



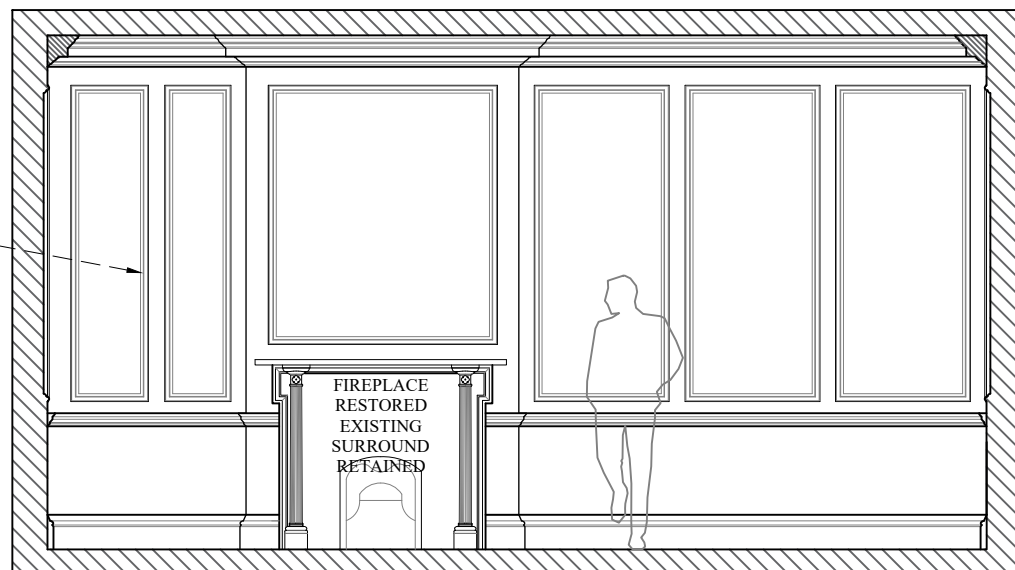
A: INTERNAL ELEVATION A LOOKING EAST: 1:50 @ A3



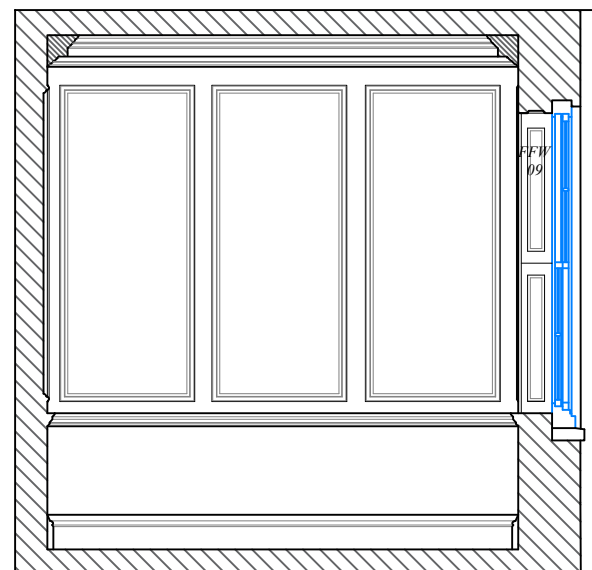
B: INTERNAL ELEVATION B LOOKING SOUTH: 1:50 @ A3

**Internal Door:**  
Existing internal door to be replaced with six panelled timber door.

**Joinery:**  
Existing panelling, dado rail, skirting and cornice retained.



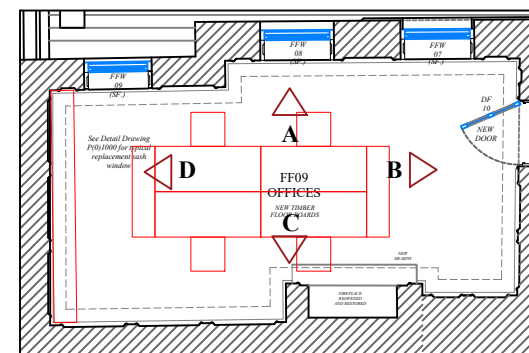
C: INTERNAL ELEVATION C LOOKING WEST: 1:50 @ A3



D: INTERNAL ELEVATION D LOOKING NORTH: 1:50 @ A3



PHOTOS OF EXISTING F09 INTERIOR AND DETAILS: NTS @ A3

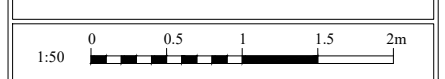
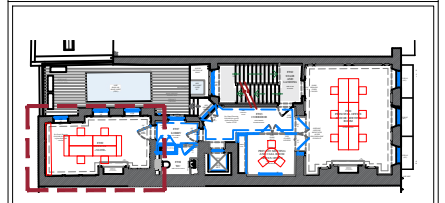


KEY PLAN: 1:100 @ A3

**Notes:**  
This drawing is the copyright of Giles Quarme Architects and cannot be printed or reproduced without prior permission.  
This drawing has been based on survey information provided by others.  
All dimensions and setting out must be verified on site before commencement of the work, and any discrepancies notified to the architect.  
All windows and doors are to fit into existing openings unless stated otherwise.  
All dimensions are in millimetres unless stated otherwise.

**ROOM FF09 - INTERIOR NOTES:**

- Existing joinery, including panelling, architraves and skirting etc is a combination of C.18th, C.19th and C.20th. All to be repaired and restored with new sections as required and cracks/splits repaired to HE guidance. Any new sections to match the existing in profile and timber type exactly.
- Panelling and joinery to be carefully prepared following repair and painted a suitable heritage colour.
- Replacement sash windows as per proposed elevation and detail drawings, based on surviving historic windows.
- Fireplace reopened to original firebox and restored, with new hearth, existing surround/mantle retained.
- Existing floor boards retained with a new engineer, oak timber floor laid over existing boards, as per detail drawing P(0)500. Floor boxes for services to sit flush with FFL.
- Lighting to be a combination of a central pendant and desk lamps., and uplighters.  
*Fittings TBC.*
- All final internal details and designs subject to shop drawings for architect approval.
- Any historic ironmongery to be retained, refurbished and reused with new C18th style ironmongery to match in unlacquered brass.  
*Subject to detailed ironmongery schedule.*



**DRAFT**

Rev	By	Date	Description
A	MJS	01.03.24	Additional notes added.

Drawing Number: 9821 P(0)214

Project: No.8 Lincoln's Inn Fields  
Job No. 9821

Title: Room FF09:  
Proposed Internal Elevations

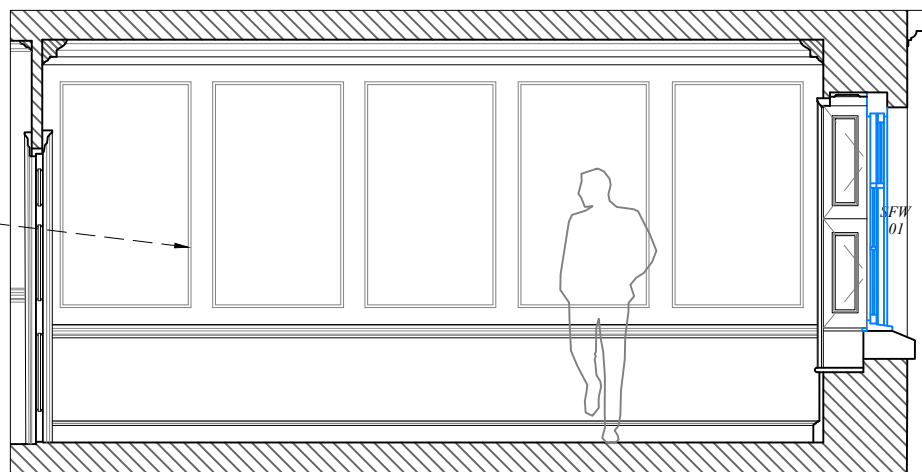
Drawn MP Checked NCB

Date Aug 2023 Scale 1:50 @ A3

**Giles Quarme Architects**  
*Historic Building Architects & Consultants*  
7 Bishops Terrace London SE11 4UE 020 7582 0748  
www.quarme.com mail@quarme.com



**Joinery:**  
Existing panelling, dado rail, skirting and cornice retained.

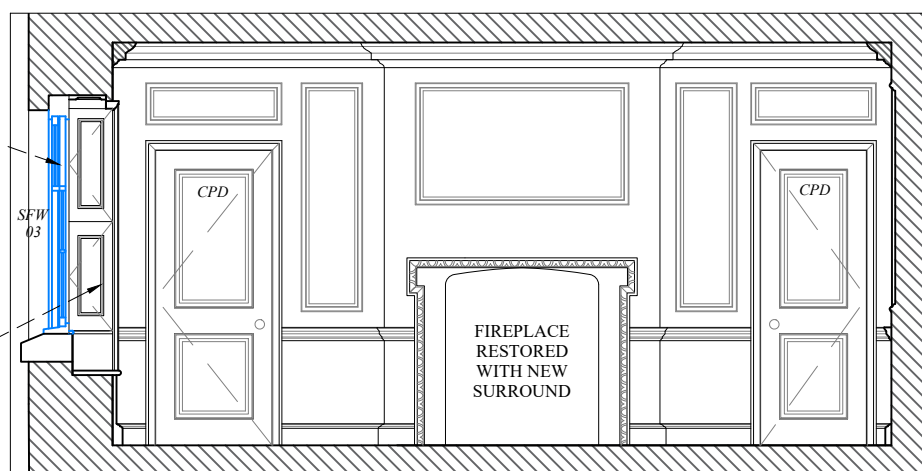


A: INTERNAL ELEVATION A LOOKING EAST: 1:50 @ A3



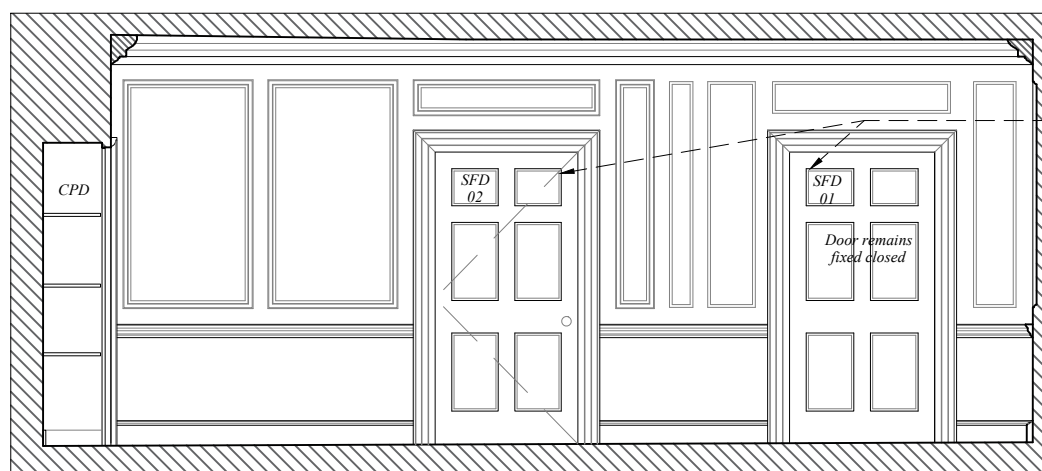
B: INTERNAL ELEVATION B LOOKING SOUTH: 1:50 @ A3

**Sash Windows:**  
The SF01 poor quality sash windows dating from the C20th to be replaced with traditionally detailed 2 over 2 timber sash windows with slim double glazing units. Design based on surviving historic windows.



C: INTERNAL ELEVATION C LOOKING WEST: 1:50 @ A3

**Shutters:**  
Traditional, two-part shutters retained and overhauled. Moulded timber architraves retained. Based on surviving historic shutters.



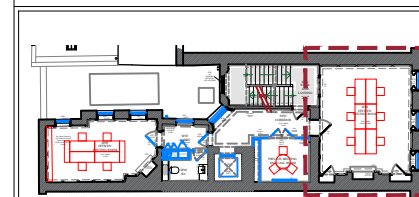
D: INTERNAL ELEVATION D LOOKING NORTH: 1:50 @ A3

**Internal Doors:**  
Six panelled internal door to be retained and overhauled, including easing, with new ironmongery.

**Notes:**  
This drawing is the copyright of Giles Quarme Architects and cannot be printed or reproduced without prior permission.  
This drawing has been based on survey information provided by others.  
All dimensions and setting out must be verified on site before commencement of the work, and any discrepancies notified to the architect.  
All windows and doors are to fit into existing openings unless stated otherwise.  
All dimensions are in millimetres unless stated otherwise.

**ROOM SF01 - INTERIOR NOTES:**

- Existing joinery, including panelling, architraves and skirting etc is a combination of C.18th, C.19th and C.20th. All to be repaired and restored with new sections as required and cracks/splits repaired to HE guidance. Any new sections to match the existing in profile and timber type exactly.
- Panelling and joinery to be carefully prepared following repair and painted a suitable heritage colour.
- Replacement sash windows as per proposed elevation and detail drawings.
- Existing two-part shutters retained and overhauled.
- Existing timber panelled doors retained and overhauled.
- Fireplace reopened and restored, with new hearth and surround.
- Existing floor boards retained with a new engineer, oak timber floor laid over existing boards, as per detail drawing P(0)500. Floor boxes for services to sit flush with FFL.
- Lighting to be a combination of a central pendant and desk lamps, and uplighters. *Fittings TBC.*
- All final internal details and designs subject to shop drawings for architect approval.
- Any historic ironmongery to be retained, refurbished and reused with new C.18th style ironmongery to match in unlacquered brass. *Subject to detailed ironmongery schedule.*



**FOR PLANNING**

Rev	By	Date	Description
A	MJS	01.03.24	Additional notes added.
B	MJS	15.04.24	Additional notes added.
C	MJS	03.05.24	Additional notes added.

Drawing Number: 9821 P(0)215 Rev: C

Project: No.8 Lincoln's Inn Fields  
Job No. 9821


Title: Room SF01:  
Proposed Internal Elevations

Drawn MP Checked NCB

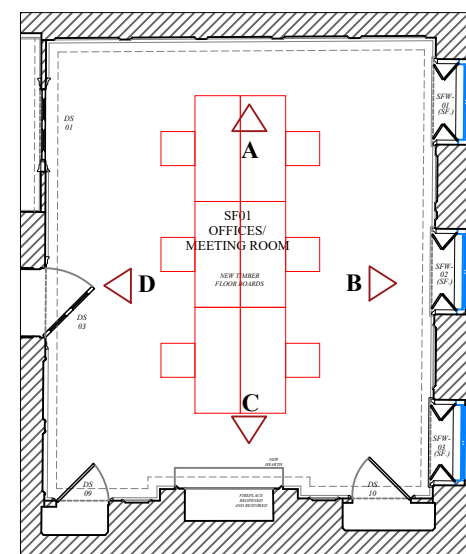
Date Aug 2023 Scale 1:50 @ A3

**Giles Quarme Architects**  
*Historic Building Architects & Consultants*

7 Bishops Terrace London SE11 4UE 020 7582 0748  
www.quarme.com mail@quarme.com



PHOTOS OF EXISTING SF01 INTERIOR AND DETAILS: NTS @ A3



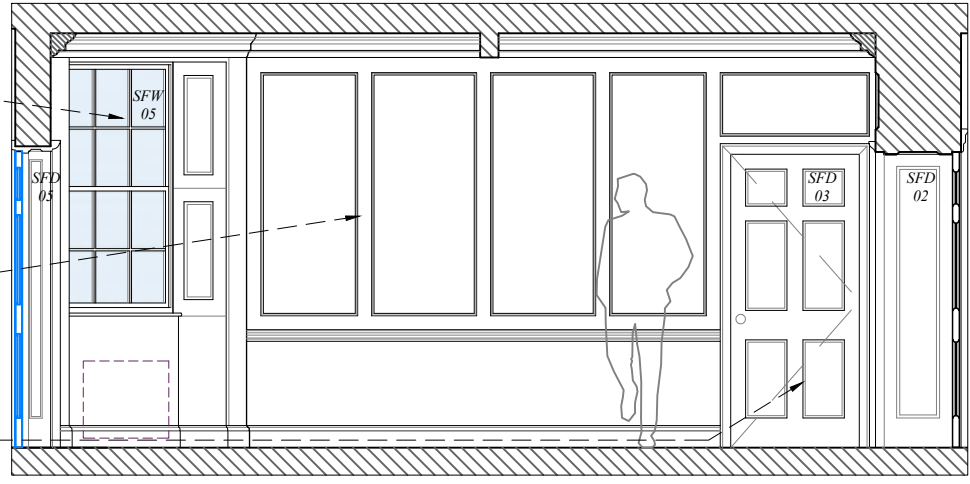
KEY PLAN: 1:100 @ A3

**Sash Window:**  
The SF03 poor quality sash window dating from the C20th to be replaced with traditionally detailed 6 over 6 timber sash windows with slim double glazing units. Design based on surviving historic windows.


**Joinery:**  
Existing panelling, dado rail, skirting and cornice retained.

New sections of cornice, skirting and dado rail to match the existing.

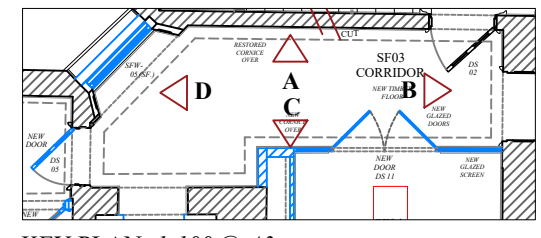
**Internal Doors:**  
Six panelled internal door to be retained and overhauled, including casing, with new ironmongery.



A: INTERNAL ELEVATION A LOOKING EAST: 1:50 @ A3

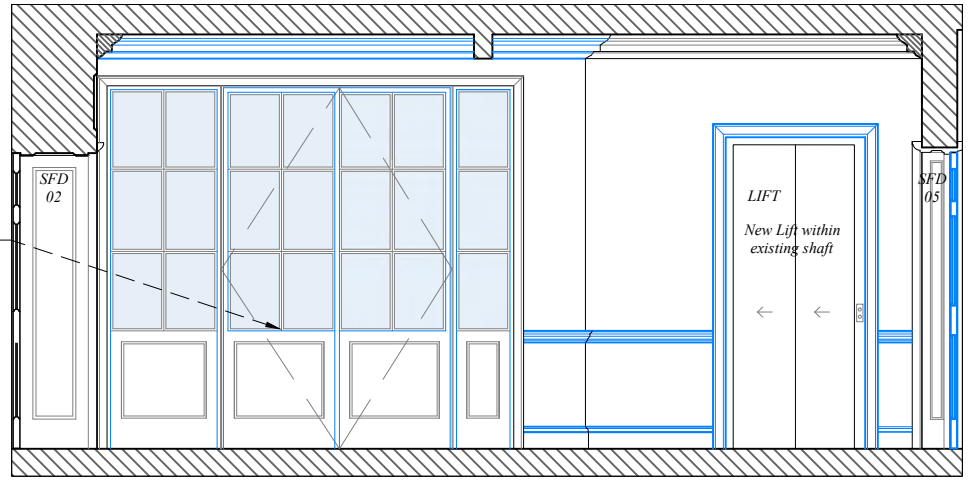


B: INTERNAL ELEVATION B LOOKING SOUTH: 1:50 @ A3



KEY PLAN: 1:100 @ A3

**Partition and Doors:**  
Existing modern glass partition and flush door to be removed and replaced with metal 'crittal' screens to a traditional, heritage design within adjusted opening. Final design subject to final detailing and approval of specialist supplier details and shop drawings.



C: INTERNAL ELEVATION C LOOKING WEST: 1:50 @ A3

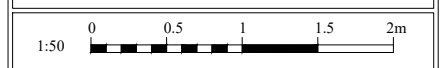
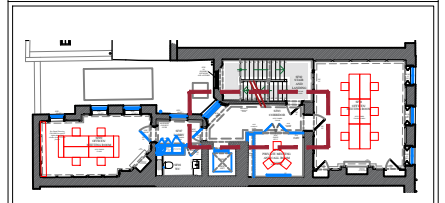


D: INTERNAL ELEVATION D LOOKING NORTH: 1:50 @ A3

**Internal Door:**  
New six panelled internal door to match adjacent existing.

**Notes:**  
This drawing is the copyright of Giles Quarme Architects and cannot be printed or reproduced without prior permission. This drawing has been based on survey information provided by others. All dimensions and setting out must be verified on site before commencement of the work, and any discrepancies notified to the architect. All windows and doors are to fit into existing openings unless stated otherwise. All dimensions are in millimetres unless stated otherwise.

- ROOM SF03 - INTERIOR NOTES:**
- Existing joinery, including panelling, architraves and skirting etc is a combination of C.18th, C.19th and C.20th. All to be repaired and restored with new sections as required and cracks/splits repaired to HE guidance. Any new sections to match the existing in profile and timber type exactly.
  - Panelling and joinery to be carefully prepared following repair and painted a suitable heritage colour.
  - Replacement sash window as per proposed elevation and detail drawings, to match surviving historic windows.
  - New timber panelled door to match door to SF01.
  - Proposed metal 'crittal' screen to a traditional, heritage design to sit within an adjusted opening. Final design of screens subject to final detailing and approval of specialist supplier details and shop drawings.
  - Existing floor boards retained with a new engineered timber floor laid over existing boards, as per detail drawing P(0)500. Floor boxes for services to sit flush with FFL.
  - Lighting to be a combination of a central pendant and desk lamps, and uplighters. Fittings TBC.
  - All final internal details and designs subject to shop drawings for architect approval.
  - Any historic ironmongery to be retained, refurbished and reused with new C18th style ironmongery to match in unlacquered brass. Subject to detailed ironmongery schedule.



**DRAFT**

Rev	By	Date	Description
A	MJS	01.03.24	Additional notes added.


Drawing Number: 9821 P(0)216 Rev: A

Project: No.8 Lincoln's Inn Fields Job No. 9821

Title: Room SF03: Proposed Internal Elevations

Drawn MP	Checked NCB
Date Aug 2023	Scale 1:50 @ A3

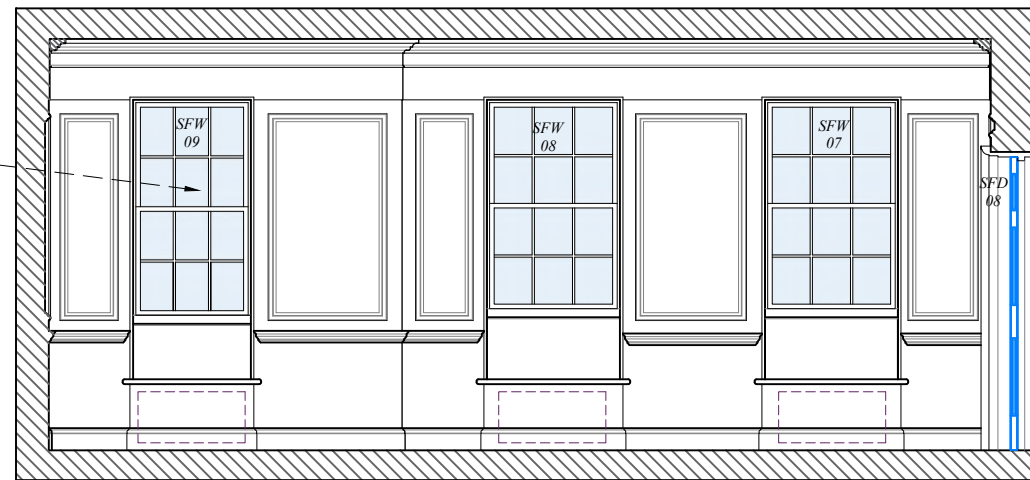
**Giles Quarme Architects**  
Historic Building Architects & Consultants  
7 Bishops Terrace London SE11 4UE 020 7582 0748 www.quarme.com mail@quarme.com



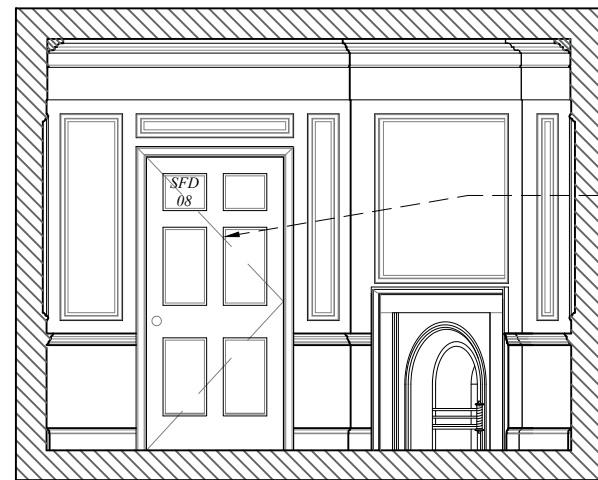
PHOTOS OF EXISTING SF03 INTERIOR AND DETAILS: NTS @ A3



**Sash Windows:**  
The SF09 poor quality sash windows dating from the C20th to be replaced with traditionally detailed 6 over 6 timber sash windows with slim double glazing units. Design based on surviving historic windows.



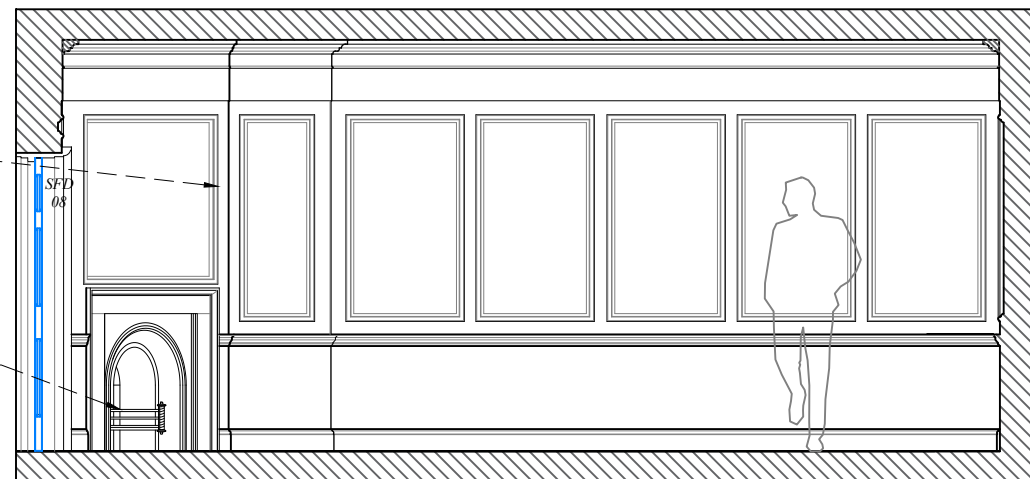
A: INTERNAL ELEVATION A LOOKING EAST: 1:50 @ A3



B: INTERNAL ELEVATION B LOOKING SOUTH: 1:50 @ A3

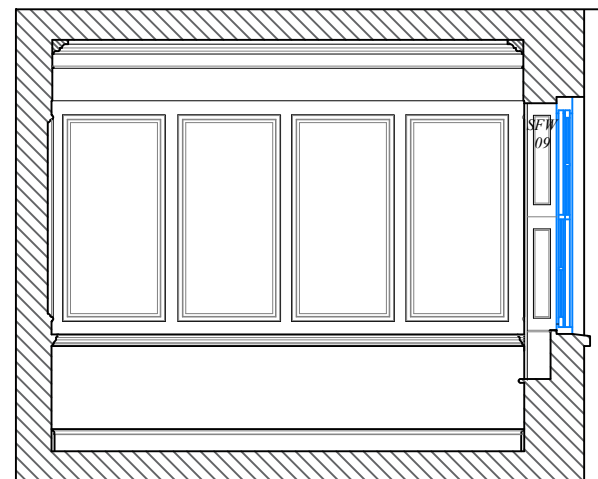
**Internal Door:**  
Modern flush door removed and replaced with six panelled internal door to match existing SFD02.

**Joinery:**  
Existing panelling, dado rail, skirting and cornice retained.



C: INTERNAL ELEVATION C LOOKING WEST: 1:50 @ A3

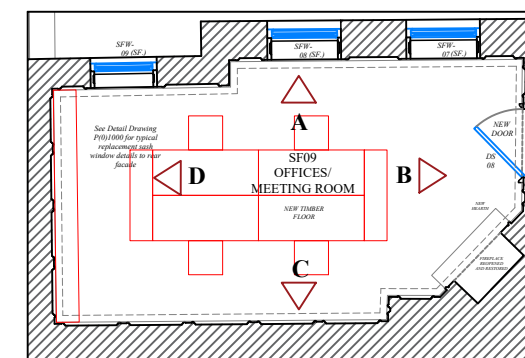
**Fireplace:**  
Fireplace restored with new surround, original firebox retained.



D: INTERNAL ELEVATION D LOOKING NORTH: 1:50 @ A3



PHOTOS OF EXISTING SF09 INTERIOR AND DETAILS: NTS @ A3

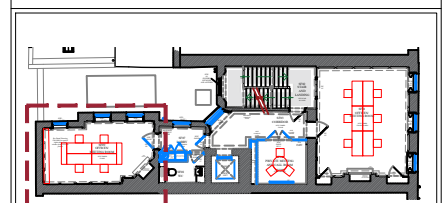


KEY PLAN: 1:100 @ A3

**Notes:**  
This drawing is the copyright of Giles Quarme Architects and cannot be printed or reproduced without prior permission.  
This drawing has been based on survey information provided by others.  
All dimensions and setting out must be verified on site before commencement of the work, and any discrepancies notified to the architect.  
All windows and doors are to fit into existing openings unless stated otherwise.  
All dimensions are in millimetres unless stated otherwise.

**ROOM SF09 - INTERIOR NOTES:**

- Existing joinery, including panelling, architraves and skirting etc is a combination of C.18th, C.19th and C.20th. All to be repaired and restored with new sections as required and cracks/splits repaired to HE guidance. Any new sections to match the existing in profile and timber type exactly.
- Panelling and joinery to be carefully prepared following repair and painted a suitable heritage colour.
- Replacement sash windows as per proposed elevation and detail drawings.
- Existing modern flush door replaced with timber panelled doors to match door to SF01.
- Fireplace reopened and restored with new surround, existing fire basket retained.
- Existing floor boards retained with a new engineered timber floor laid over existing boards, as per detail drawing P(0)500. Floor boxes for services to sit flush with FFL.
- Lighting to be a combination of a central pendant and desk lamps, and uplighters.  
*Fittings TBC.*
- All final internal details and designs subject to shop drawings for architect approval.
- Any historic ironmongery to be retained, refurbished and reused with new C18th style ironmongery to match in unlacquered brass.  
*Subject to detailed ironmongery schedule.*



**DRAFT**

Rev	By	Date	Description
A	MJS	01.03.24	Additional notes added.

Drawing Number: 9821 P(0)217	Rev: A
---------------------------------	-----------

Project: No.8 Lincoln's Inn Fields Job No. 9821
---

Title: Room SF09: Proposed Internal Elevations
--

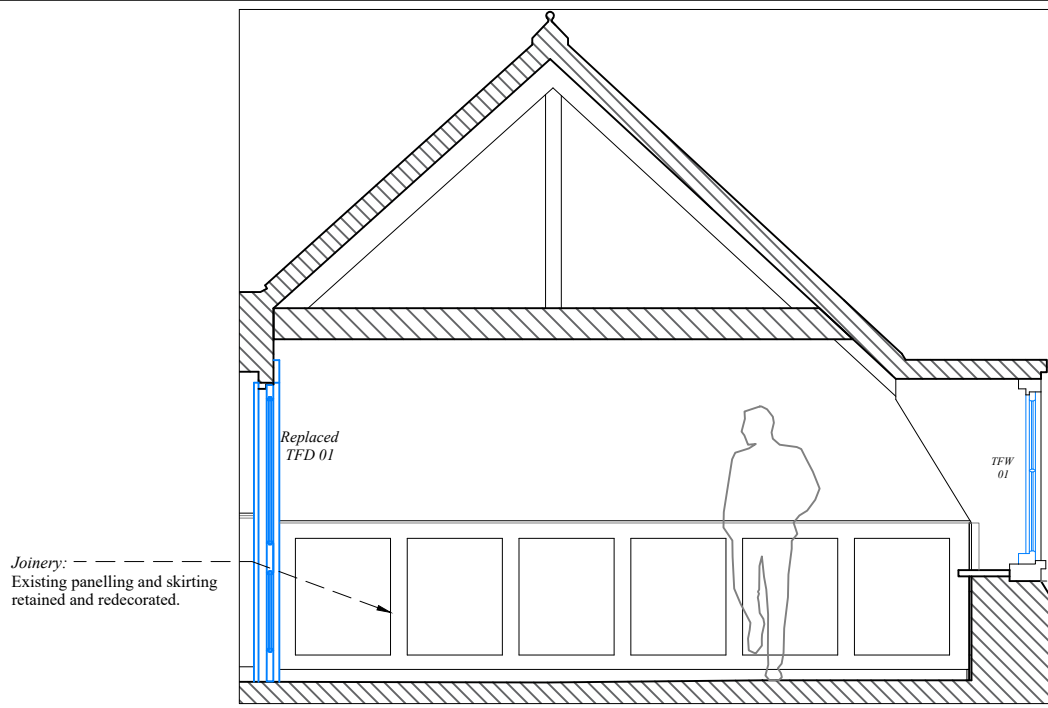
Drawn MP	Checked NCB
----------	-------------

Date Aug 2023	Scale 1:50 @ A3
---------------	-----------------

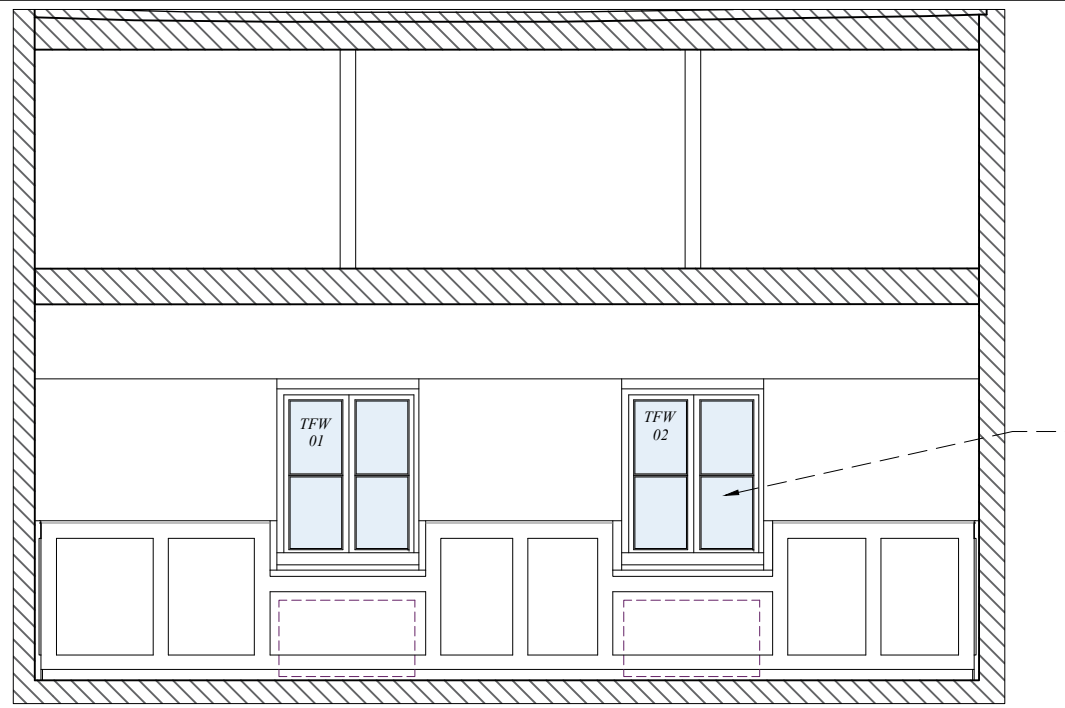
**Giles Quarme Architects**  
*Historic Building Architects & Consultants*  
7 Bishops Terrace London SE11 4UE  
020 7582 0748  
www.quarme.com  
mail@quarme.com

**Notes:**  
 This drawing is the copyright of Giles Quarme Architects and cannot be printed or reproduced without prior permission.  
 This drawing has been based on survey information provided by others.  
 All dimensions and setting out must be verified on site before commencement of the work, and any discrepancies notified to the architect.  
 All windows and doors are to fit into existing openings unless stated otherwise.  
 All dimensions are in millimetres unless stated otherwise.

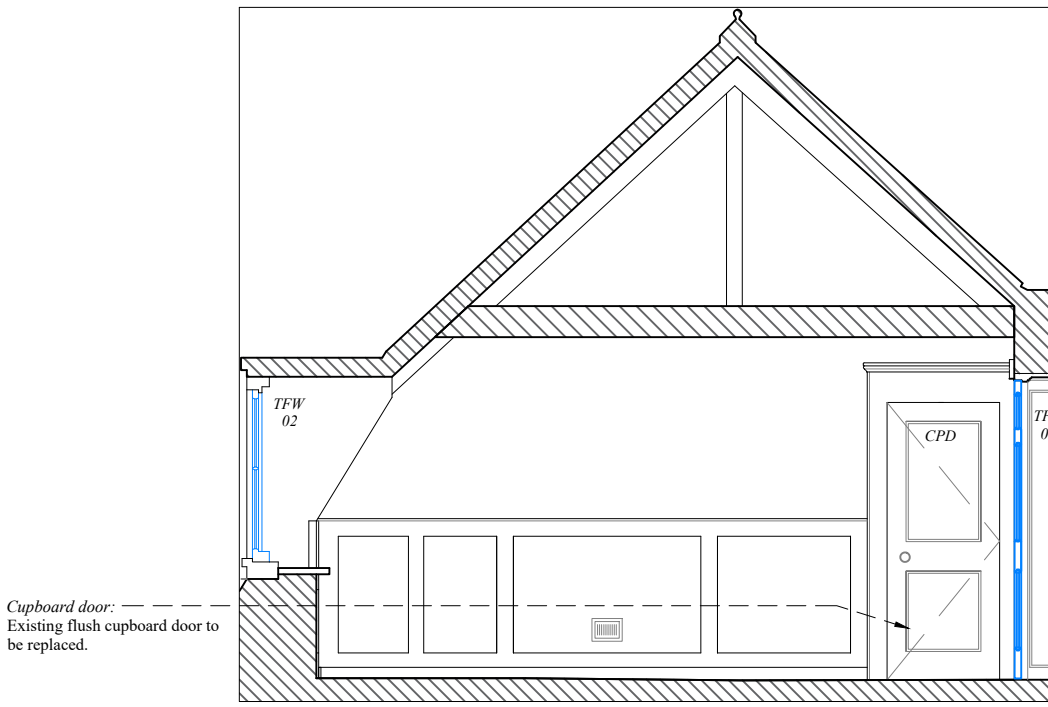
- ROOM TF01 - INTERIOR NOTES:**
- Existing joinery, including panelling, architraves and skirting etc is a combination of C.18th, C.19th and C.20th. All to be repaired and restored with new sections as required and cracks/splits repaired to HE guidance. Any new sections to match the existing in profile and timber type exactly.
  - Panelling and joinery to be carefully prepared following repair and painted a suitable heritage colour.
  - Replacement casements as per proposed elevation and detail drawings.
  - New timber panelled door to match door to SF01.
  - Existing floor boards retained with a new engineered timber floor laid over existing boards, as per detail drawing P(0)500. Floor boxes for services to sit flush with FFL.
  - Lighting to be a combination of a central pendant and desk lamps, and uplighters. *Fittings TBC.*
  - All final internal details and designs subject to shop drawings for architect approval.
  - Any historic ironmongery to be retained, refurbished and reused with new C18th style ironmongery to match in unlacquered brass. *Subject to detailed ironmongery schedule.*



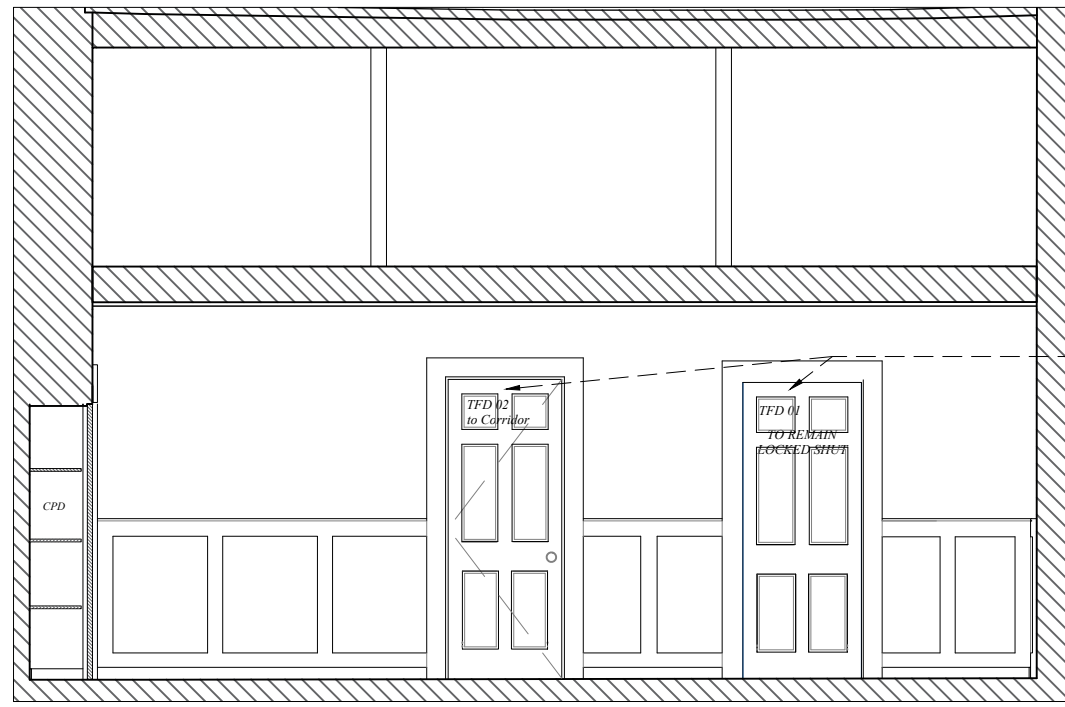
A: INTERNAL ELEVATION A LOOKING EAST: 1:50 @ A3



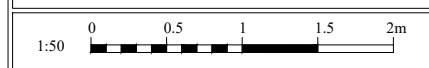
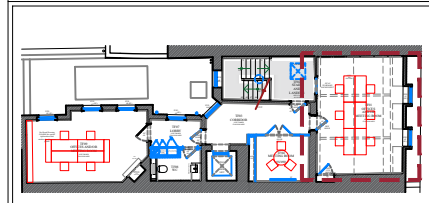
B: INTERNAL ELEVATION B LOOKING SOUTH: 1:50 @ A3



C: INTERNAL ELEVATION C LOOKING WEST: 1:50 @ A3



D: INTERNAL ELEVATION D LOOKING NORTH: 1:50 @ A3



**FOR PLANNING**

Rev	By	Date	Description
A	MIS	03.05.24	Additional notes added.

Drawing Number: 9821 P(0)218 Rev: A

Project: No.8 Lincoln's Inn Fields Job No. 9821

Title: Room TF01: Proposed Internal Elevations

Drawn MP Checked NCB

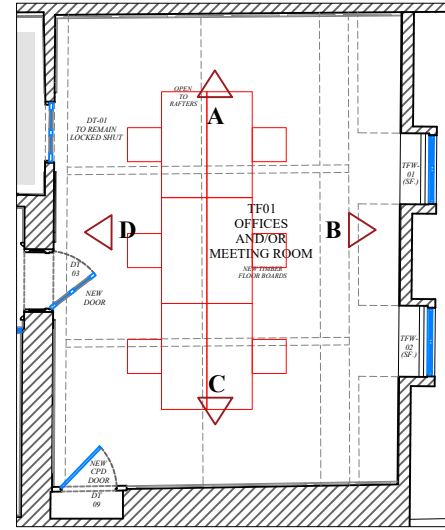
Date Aug 2023 Scale 1:50 @ A3

**Giles Quarme Architects**  
 Historic Building Architects & Consultants

7 Bishops Terrace London SE11 4UE 020 7582 0748 www.quarme.com mail@quarme.com



PHOTOS OF EXISTING TF01 INTERIOR AND DETAILS: NTS @ A3



KEY PLAN: 1:100 @ A3



**Existing slate roofs:**  
To be stripped with reusable slates to be set aside for reuse. Roof recovered with salvaged and new slate to match (Welsh slate or similar approved) on new softwood battens, breather membrane with breathable insulation (wood fibre or hemp) between and under rafters as required. Lead gutterings, weatherings and flashings to be renewed throughout.

**Floor Voids Throughout:**  
Acoustic sound proofing HD1030: Hush-System LP. 100mm thick insulation to be installed within third floor void, suspended from joists in a mesh cradle system with acoustic matting over floorboards, with engineered timber or carpet over.

**Existing panelling Throughout:**  
All existing panelling is a combination of historic 18th, 19th and 20th century fabric. All panelling throughout is to be retained and repaired, and redecorated with new sections to match the existing where required on a room-by-room basis. See 1:50 internal elevations for further detail.

**Shutters to FF01:**  
New, three part shutters with moulded panels to all FF01 windows where shutters were previously situated. Ironmongery and bars to match existing historic elsewhere and subject to an ironmongery schedule

**First Floor Sash Windows:**  
The original sash windows were extended to form french windows in the C19th with timber casements, which were replaced again in the late C20th with window fittings of poor quality. Sash windows to be reinstated as per neighboring properties in painted softwood with bullet proof single glazing units. Detail applies to all french windows as shown on proposed elevational drawings.

**Basement Joinery:**  
All basement joinery dates from a late C20th refurbishment. All to be replaced.

**Basement Floor:**  
Existing concrete floor to be taken up and replaced with breathable glasscrete floor with stone flags over. This is subject to investigations and trial pits to determine depth of footings.

See drawing P(01000 for a typical casement window detail

**Third Floor Casement Dormer Windows:**  
The original dormer windows were removed during the C20th and subsequently replaced with timber casements which were replaced again in the late C20th with window fittings of poor quality. New casement dormer windows to be reinstated as in painted softwood. Applies to all windows as shown on proposed elevation drawings. To take example from surviving historic windows.

**Elevation Repairs:**  
See proposed elevations for details of general elevational repairs and restoration.

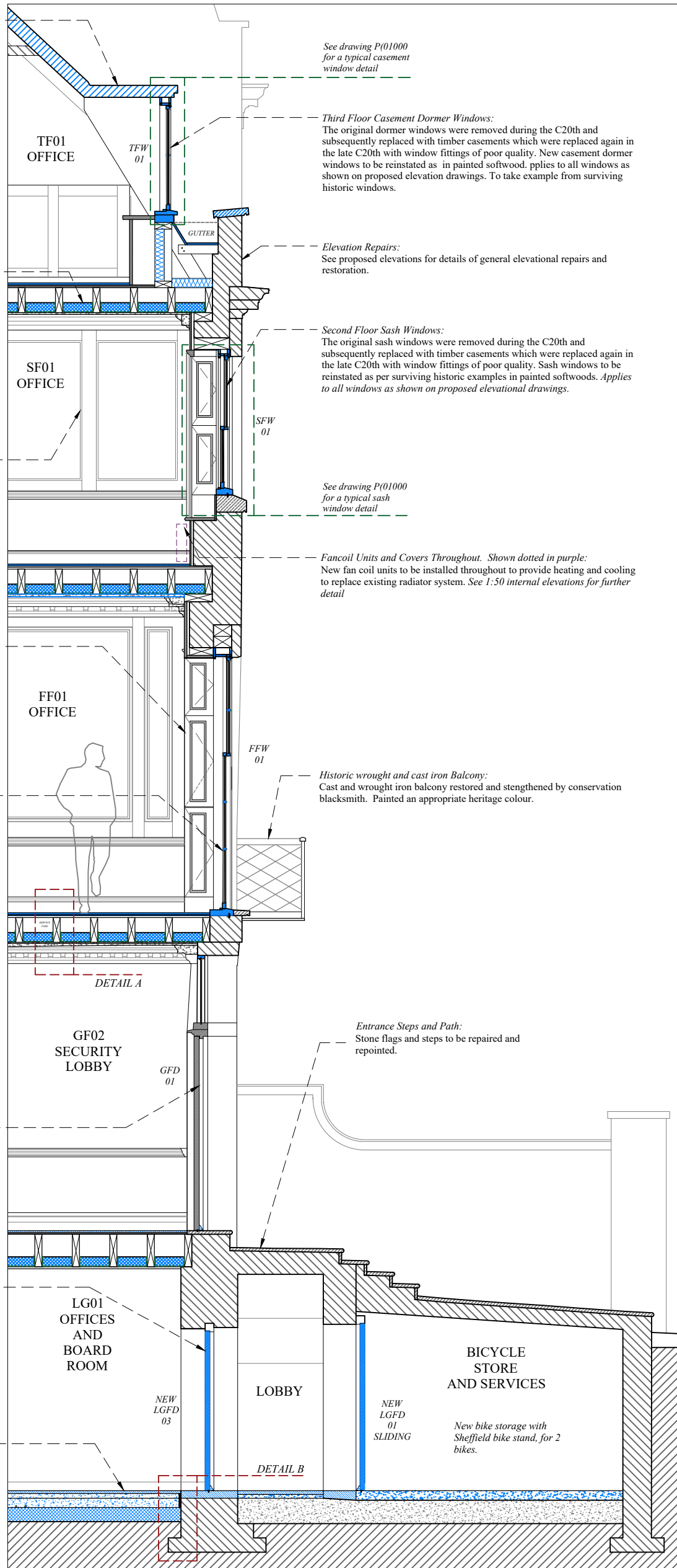
**Second Floor Sash Windows:**  
The original sash windows were removed during the C20th and subsequently replaced with timber casements which were replaced again in the late C20th with window fittings of poor quality. Sash windows to be reinstated as per surviving historic examples in painted softwoods. Applies to all windows as shown on proposed elevational drawings.

See drawing P(01000 for a typical sash window detail

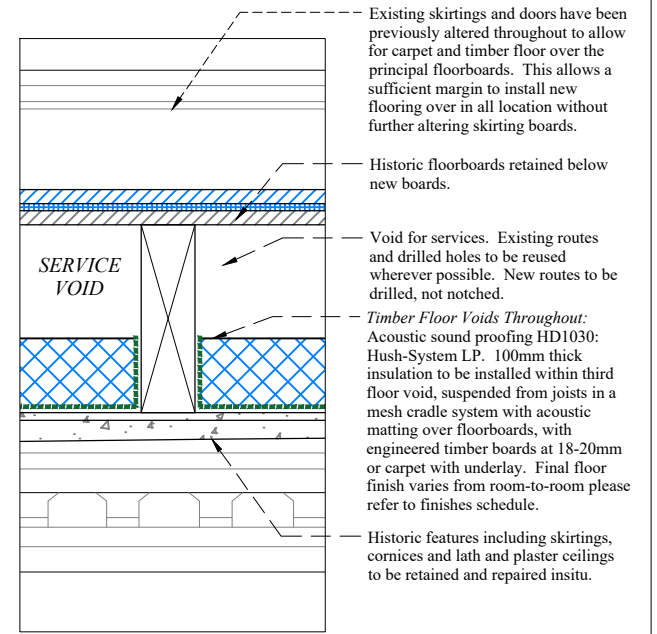
**Fancoil Units and Covers Throughout. Shown dotted in purple:**  
New fan coil units to be installed throughout to provide heating and cooling to replace existing radiator system. See 1:50 internal elevations for further detail

**Historic wrought and cast iron Balcony:**  
Cast and wrought iron balcony restored and strengthened by conservation blacksmith. Painted an appropriate heritage colour.

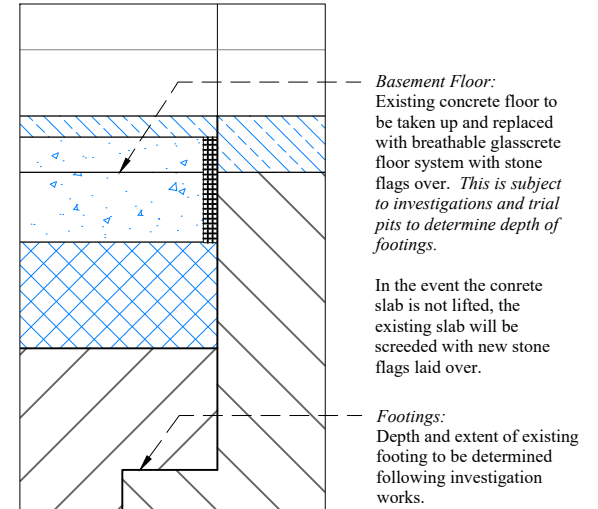
**Entrance Steps and Path:**  
Stone flags and steps to be repaired and repointed.



PROPOSED: TYPICAL DETAIL SECTION WITH TYPICAL 1:50 @ A3



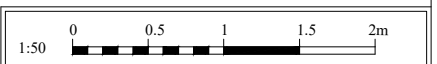
DETAIL A: TYPICAL TIMBER FLOOR BUILD UP WITH ACOUSTIC SYSTEM: 1:10 @ A3



DETAIL B: TYPICAL BASEMENT FLOOR BUILD UP WITH GLASSCRETE SYSTEM: 1:10 @ A3

**GENERAL NOTES:**

- Existing joinery, including panelling, architraves and skirting etc is a combination of C18th, C19th and C20th. All to be repaired and restored with new sections as required and cracks/splits repaired to HE guidance. Any new sections to match the existing in profile and timber type exactly.
- Panelling and joinery to be carefully prepared following repair and painted a suitable heritage colour.
- Any remaining lath and plaster ceilings to be repaired and redecorated.
- New windows as per proposed detail drawing P(0)1000
- Existing fireplaces reopened to original firebox and restored, with new hearth if required.
- Existing floor boards retained with a new engineered, timber floor boards laid over. Possible carpet finish to third (top) floor. Floor boxes for services to sit flush with FFL.
- Proposed metal 'crittal' screens and doors throughout to a traditional, heritage design to replace inappropriate, late C20th partition. Final design subject to final detailing and approval of specialist supplier details and shop drawings
- Lighting to be a combination of pendant and desk lamps. Fittings TBC.
- All final internal details and designs are subject to shop drawings for architect and client approval.
- Any historic ironmongery to be retained, refurbished and reused with new C18th style ironmongery to match in unlacquered brass. Subject to approval of a detailed ironmongery schedule.



**FOR PLANNING**

Rev	By	Date	Description
A	MJS	01.03.24	Additional notes added.
B	MJS	15.04.24	Window design amended.

Drawing Number	Rev
9821 P(0)500	B

Project  
No.8 Lincoln's Inn Fields  
Job No. 9821

Title  
Detailed Section and Typical Details

Drawn	Checked
NCB	NCB
Date	Scale
July 2023	1:50 @ A3

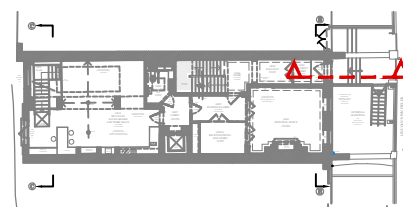
**Giles Quarme Architects**  
Historic Building Architects & Consultants

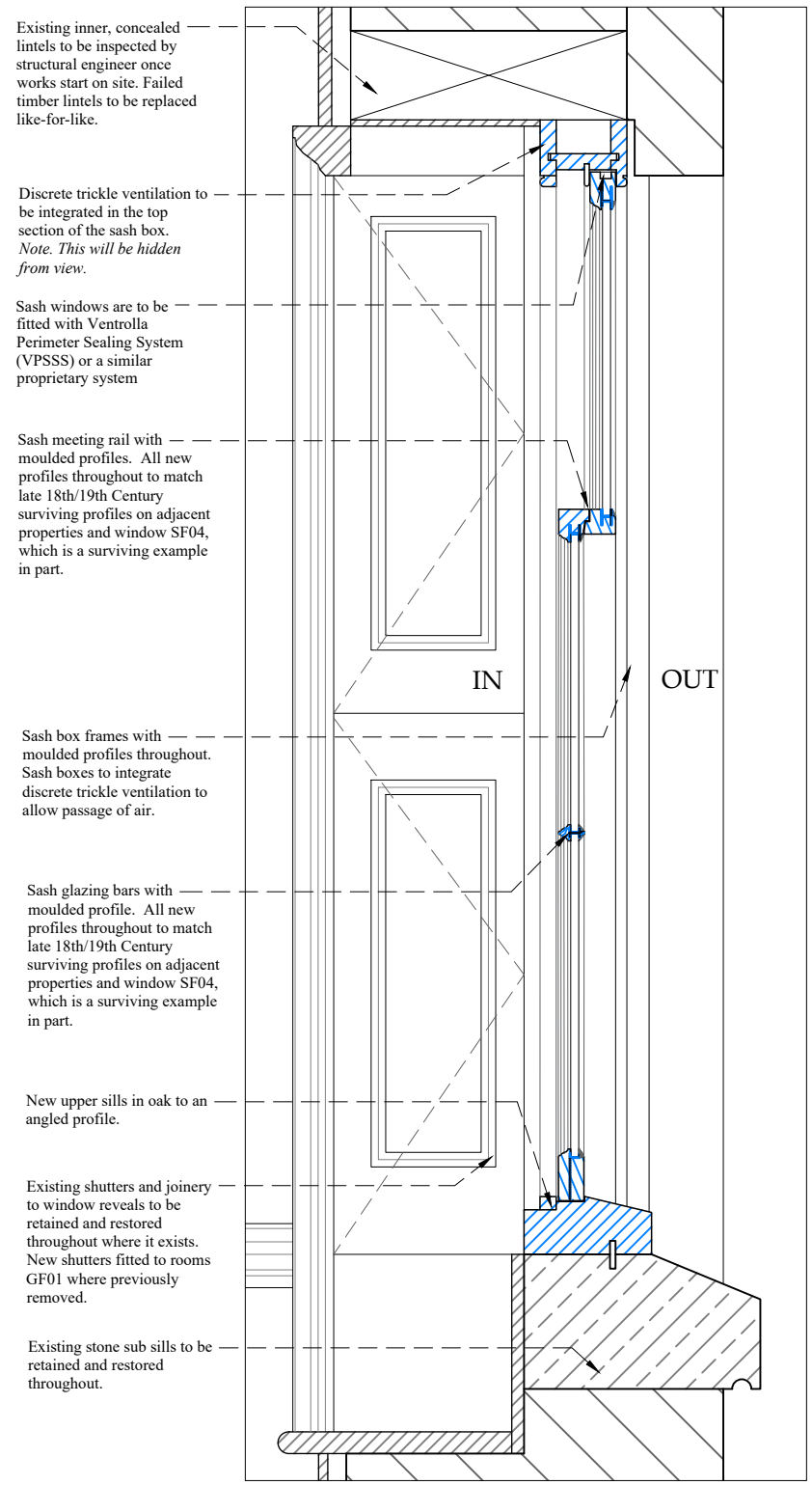
7 Bishops Terrace  
London  
SE11 4UE

020 7582 0748  
www.quarme.com  
mail@quarme.com

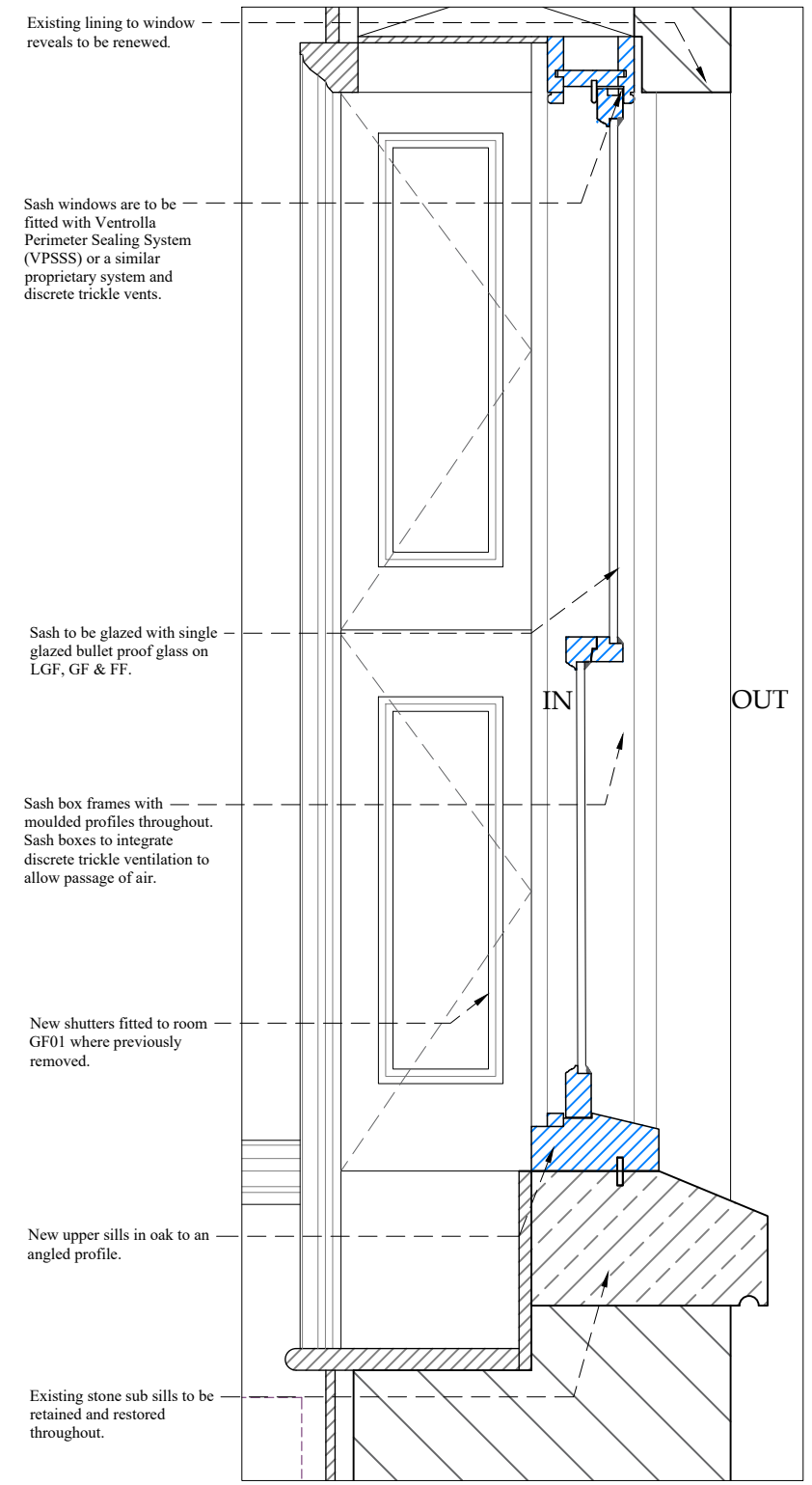
**Notes:**  
This drawing is the copyright of Giles Quarme Architects and cannot be printed or reproduced without prior permission. This drawing has been based on survey information provided by others. All dimensions and setting out must be verified on site before commencement of the work, and any discrepancies notified to the architect. All windows and doors are to fit into existing openings unless stated otherwise. All dimensions are in millimetres unless stated otherwise.

**Drawing Note:**  
The proposed drawing is based on survey drawings and information provided by OnCentre Surveys.

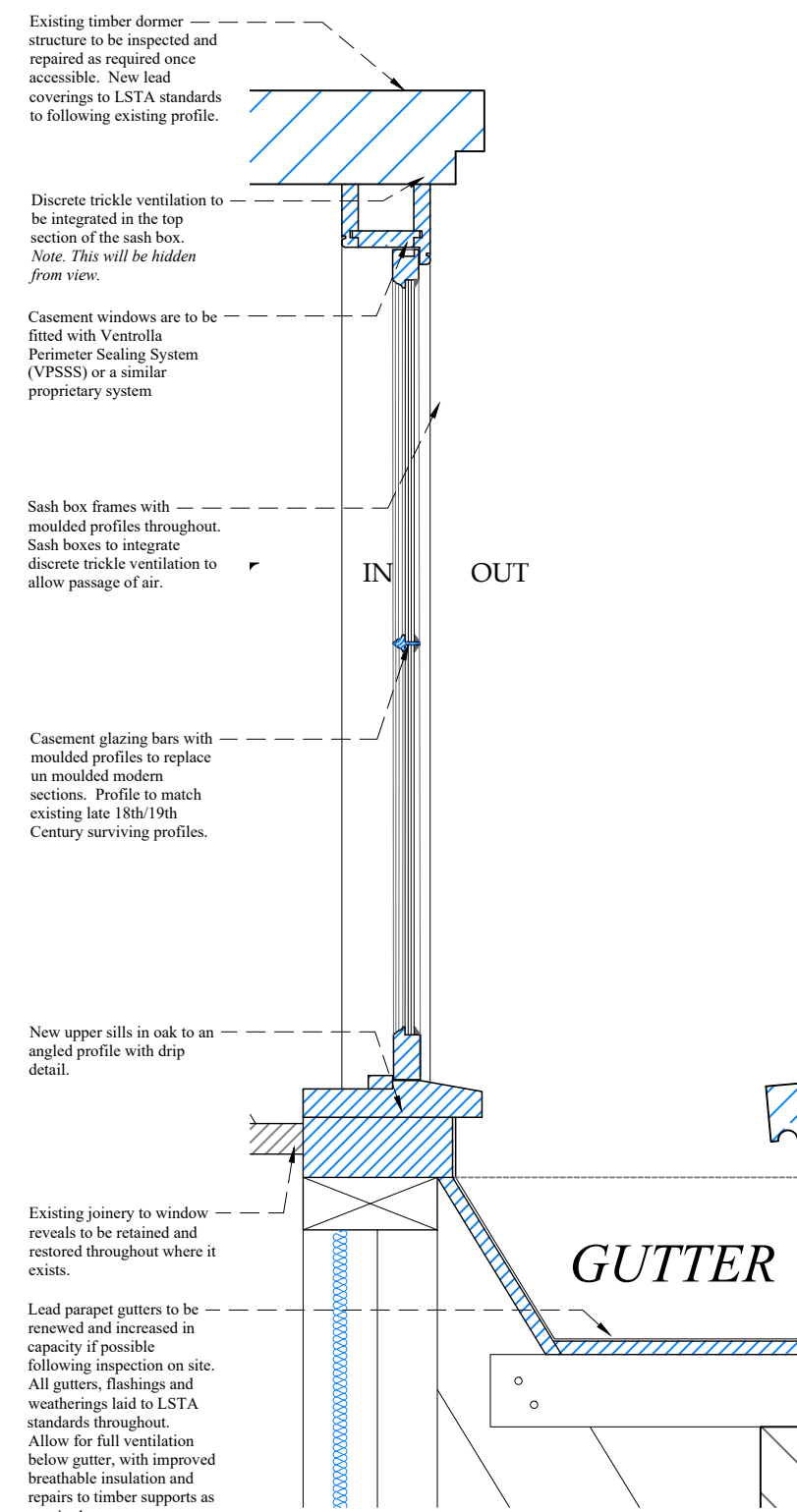




1. TYPICAL SASH WINDOW DETAIL (SECOND FLOOR) 1:10 @ A3



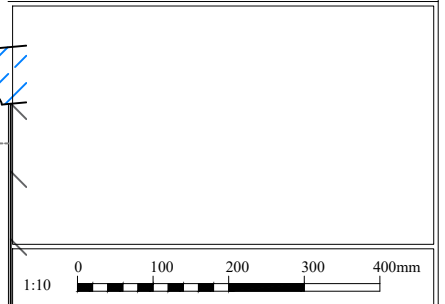
2. TYPICAL SINGLE GLAZED SASH WINDOW DETAIL (GROUND FLOOR) 1:10 @ A3



3. TYPICAL CASEMENT DORMER WINDOW DETAIL (THIRD FLOOR) 1:10 @ A3

**Notes:**  
 This drawing is the copyright of Giles Quarme Architects and cannot be printed or reproduced without prior permission.  
 This drawing has been based on survey information provided by others.  
 All dimensions and setting out must be verified on site before commencement of the work, and any discrepancies notified to the architect.  
 All windows and doors are to fit into existing openings unless stated otherwise.  
 All dimensions are in millimetres unless stated otherwise.

1. Typical window and french door details apply to all windows and doors as noted.
2. New elements generally shown in blue in section and plan OR otherwise as noted.
3. Nearly all existing windows and french doors throughout the property were replaced or refurbished during the C20th and are of poor quality and low historic significance. As such they are proposed to be completely replaced with new windows to reinstate the original C18th and later C19th character as well as improve thermal performance and security. A Slimline double-glazed system is proposed throughout to all new windows.
4. A Ventrolla Perimeter Sealing System (VPSSS) or a similar proprietary system (to architect approval) is to be built-in to all windows.
5. Staff beads to incorporate Ventrolla sash removal system (SRS) or similar to architect approval.
6. New oak windows upper sills required throughout to replace rotten existing sills according to detail shown. Stone lower sills exist throughout, which are to be retained and repaired.
7. All new joinery items in contact with masonry to be protected from direct contact with wall with joinery liner.
8. Final details and designs subject to shop drawings for architect approval.
9. Any historic ironmongery to be retained, refurbished and reused with new C18th style ironmongery to match in unlaquered brass. Subject to detailed ironmongery schedule.



Rev	By	Date	Description
A	MJS	01.03.24	Additional notes added.
B	MJS	15.04.24	Window design amended.
C	MJS	03.05.24	Window design amended.

Drawing Number: 9821 P(0)1000 Rev: C

Project: No.8 Lincoln's Inn Fields Job No. 9821

Title: Typical Sash, Casement Window and French Door Details

Drawn NCB Checked NB

Date July 2023 Scale 1:10 @ A3

Giles Quarme Architects  
 Historic Building Architects & Consultants

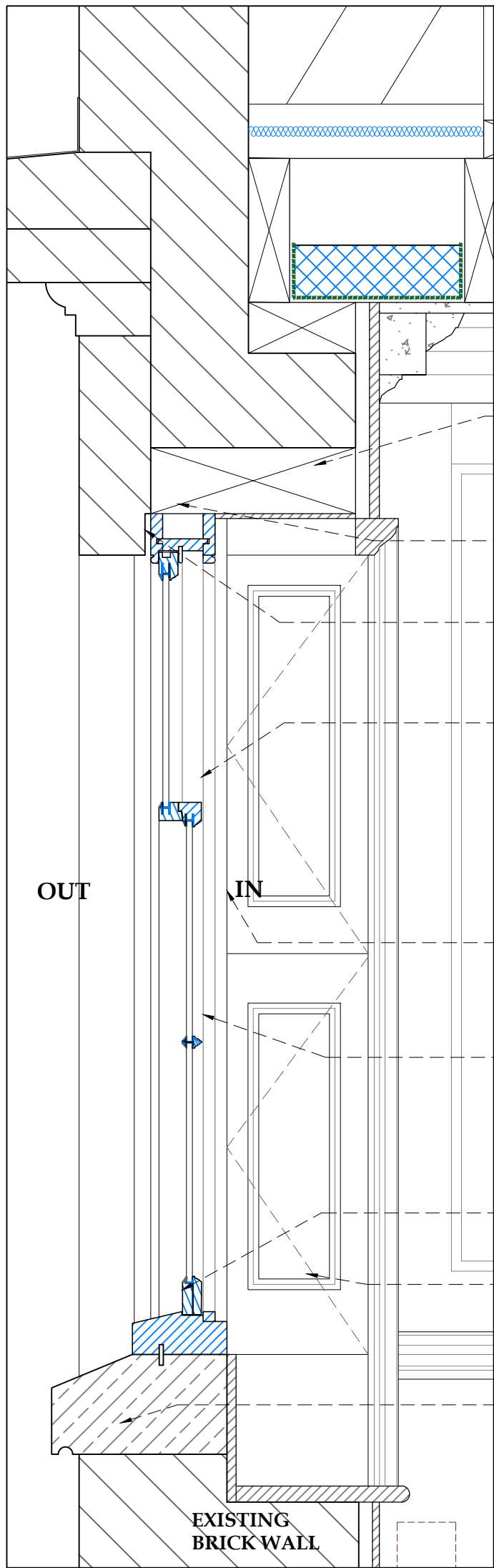
7 Bishops Terrace London SE11 4UE 020 7582 0748 www.quarme.com mail@quarme.com

TYPICAL SASH WINDOW DETAIL APPLIES TO WINDOWS (SEE PROPOSED GA PLANS):  
 LOWER GROUND FLOOR - N/A  
 GROUND FLOOR - GF04  
 FIRST FLOOR - FF4, FF5, FF6, FF7, FF8 & FF9  
 SECOND FLOOR - , SFW6, SFW7, SFW8 & SFW9  
 THIRD FLOOR - TFW3, TFW4, TFW5, TFW6, TFW7, & TFW8

TYPICAL SASH WINDOW DETAIL APPLIES TO WINDOWS (SEE PROPOSED GA PLANS):  
 LOWER GROUND FLOOR - LGFW1 & LGFW2  
 GROUND FLOOR - GFW1 & GFW2  
 FIRST FLOOR - N/A  
 SECOND FLOOR - SFW1, SFW2, SFW3,  
 THIRD FLOOR - N/A

TYPICAL CASEMENT WINDOW DETAIL APPLIES TO WINDOWS:  
 LOWER GROUND FLOOR - N/A  
 GROUND FLOOR - N/A  
 FIRST FLOOR - N/A  
 SECOND FLOOR - N/A  
 THIRD FLOOR - TF01 & TF02





1. SECTION AT 1:10

GENERAL NOTES:

1. Typical Detail Shown here to be used on windows as noted below..
2. New elements generally shown in blue in section and plan OR otherwise as noted.
3. Nearly all existing windows and french doors throughout the property were replaced or refurbished during the C20th and are of poor quality and low historic significance. As such they are proposed to be completely replaced with new windows to reinstate the original C18th and later C19th character as well as improve thermal performance and security.
4. Glass to be and increased to bullet proof glazing as shown on the window schedule.
5. A Ventrolla Perimeter Sealing System (VPSSS) or a similar proprietary system (to architect approval) is to be built-in to all windows.
6. Staff beads to incorporate Ventrolla sash removal system (SRS) or similar to architect approval.
7. New oak windows upper sills required throughout to replace rotten existing sills according to detail shown. Stone lower sills exist throughout, which are to be retained and repaired. Sashes top be from Douglas fir or other joinery grade softwood.
8. All new joinery items in contact with masonry to be protected from direct contact with wall with joinery liner.
9. Final details and designs subject to shop drawings for architect approval.
10. Any historic ironmongery to be retained, refurbished and reused with new C18th style ironmongery to match in unlacquered brass. See ironmongery schedule.
11. To be read with typical details and mouldings drawing.
12. Architect to approve mouldings before construction.

**PROPOSED NEW 3 OVER 6  
SECOND FLOOR SASH WINDOW DETAIL  
TO BE VIEWED IN COLOUR**

**FOR  
TENDER**

Notes:  
This drawing is the copyright of Giles Quarme Architects and cannot be printed or re-produced without prior permission. **Do not scale.**  
This drawing has been based on survey information provided by others.  
All dimensions and setting out must be verified on site before commencement of the work, and any discrepancies notified to the architect.  
All windows and doors are to fit into existing openings.  
All dimensions are in millimetres unless stated otherwise.



Existing gauged brick arches carefully repaired as required. See condition survey and repairs schedule

Existing inner, concealed lintels to be inspected by structural engineer once works start on site. Failed timber lintels to be replaced like-for-like

Discrete trickle ventilation to be integrated in the top section of the sash box. *Note. This will be hidden from view.*

Sash windows are to be fitted with Ventrolla Perimeter Sealing System (VPSSS) or a similar proprietary system

Sash meeting rail with moulded profiles. All new profiles throughout to match late 18th/19th Century surviving profiles on adjacent properties and window SF04, which is a surviving example in part.

Sash box frames with moulded profiles throughout. Sash boxes to integrate discrete trickle ventilation to allow passage of air.

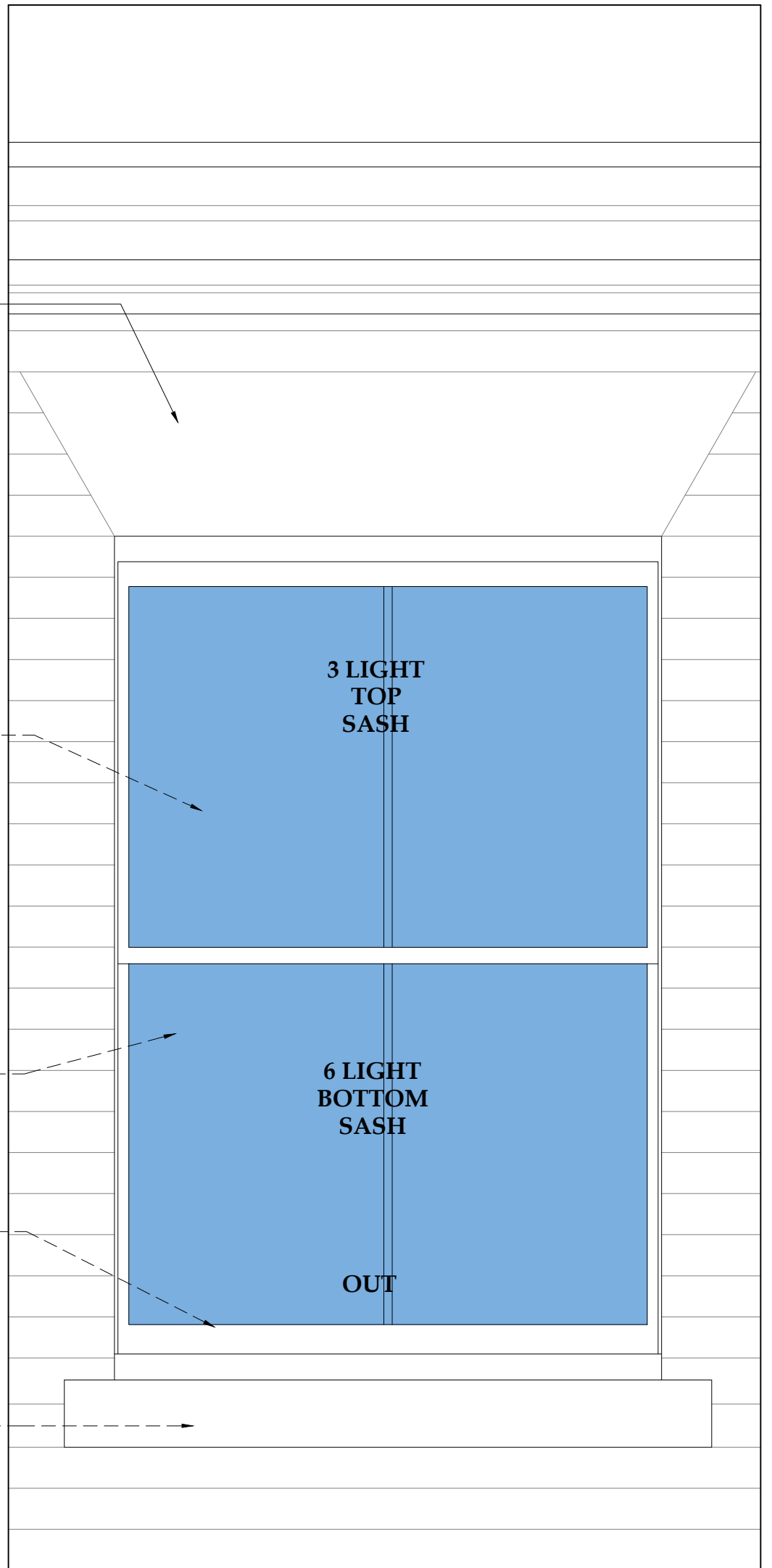
Sash glazing bars with moulded profile. All new profiles throughout to match late 18th/19th Century surviving profiles on adjacent properties and window SF04, which is a surviving example in part.

New upper sills in oak to an angled profile.

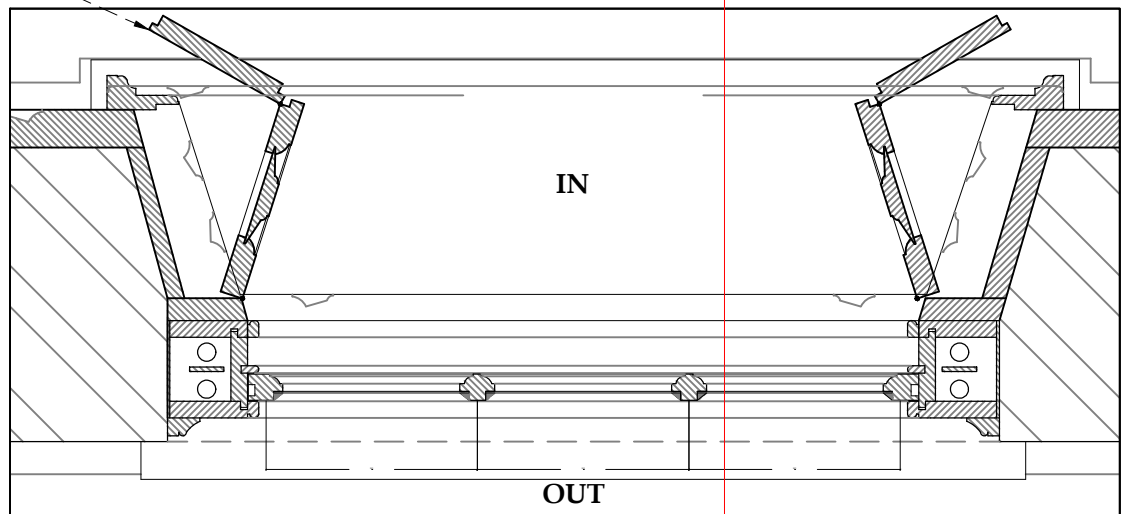
Existing shutters and joinery to window reveals to be retained and restored throughout where it exists. New shutters fitted to rooms where shutters previously removed.

Existing stone sub sills to be retained and restored throughout.

Existing shutters and joinery to window reveals to be retained and restored throughout where it exists. New shutters fitted to rooms where shutters previously removed.



2. ELEVATION AT 1:10



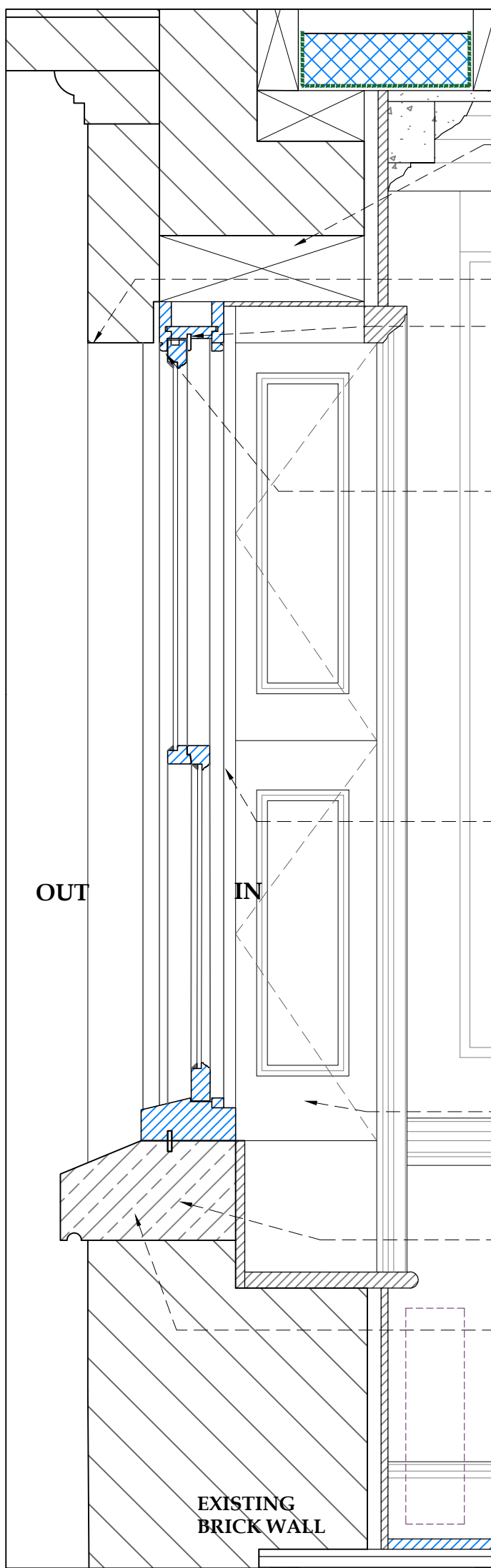
3. PLAN AT 1:10

SECTION

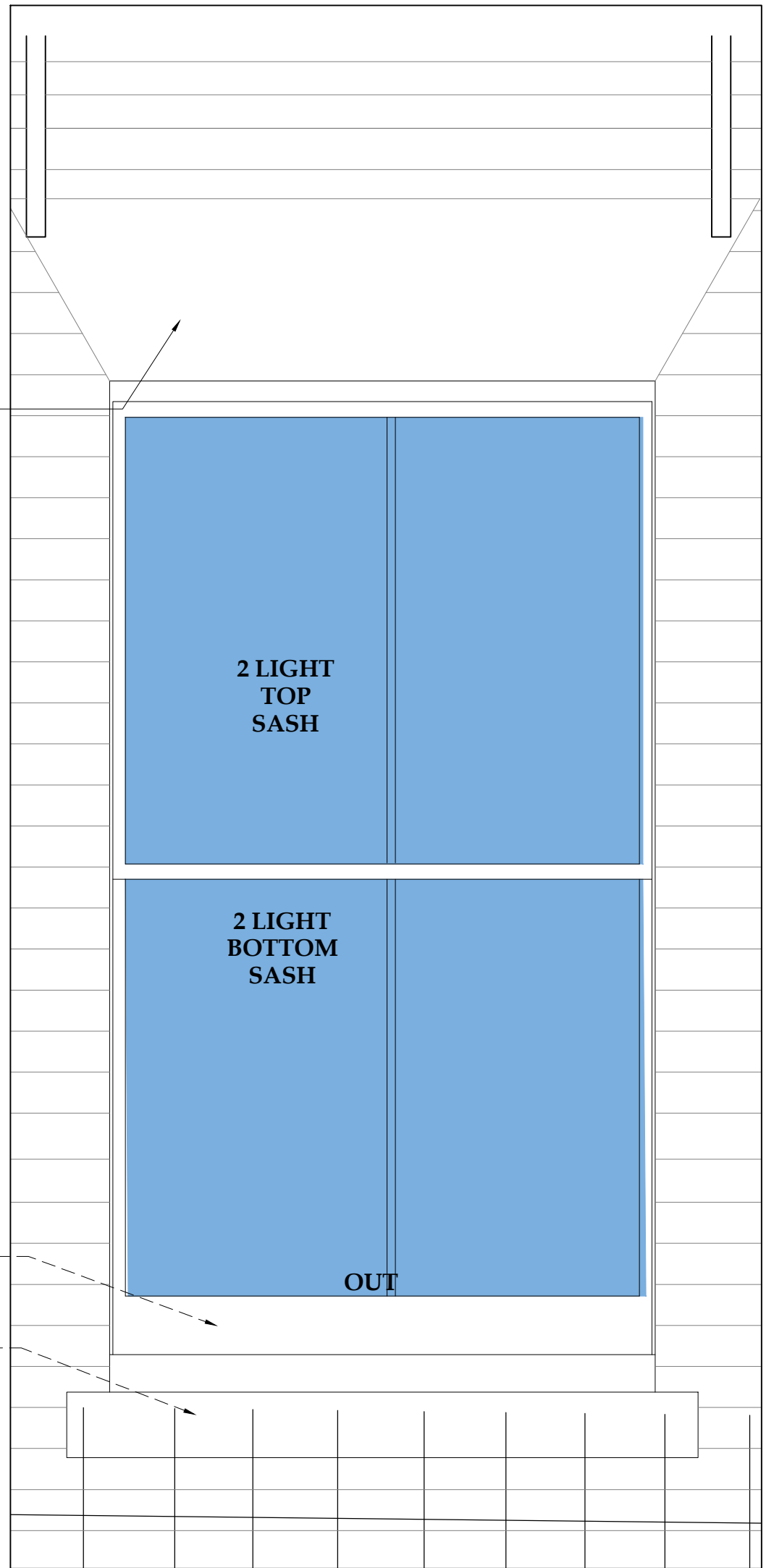
APPLIES TO THE FOLLOWING WINDOWS:

- FIRST FLOOR: FF-W4, FF-W6, FF-W7, FF-W8, FF-W9,  
SECOND FLOOR: SF-W4, SF-W5, SF-W6, SF-W7, SF-W8, SF-W9;  
THIRD FLOOR: TF-W3, TF-W4, TF-W5, TF-W6, TF-W7 & TF-W8.

Project and Project No: <b>8 LINCOLNS INN FIELDS, LONDON</b>	Client: <b>MKS PAMP</b>	Drawing No: <b>9821 T(0) 723</b>	Revision: <b>D</b>	Drawn: <b>MS</b>	<b>GILES QUARME ARCHITECTS</b> <i>(Chartered Architects)</i> <b>7 BISHOP'S TERRACE</b> LONDON SE11 4UE Tel: (020) 7582 0748 Fax: (020) 7793 8807 E-mail: mail@quarme.com
Title: <b>PROPOSED - TYPICAL 3 OVER 6 SECOND FLOOR SASH WINDOW DETAILS</b>	Date: <b>NOV 2023</b>	Scale: <b>1:10 @ A3</b>	Checked: <b>NB</b>		



- Existing inner, concealed lintels to be inspected by structural engineer once works start on site. Failed timber lintels to be replaced with concrete as per HE guidance.
- Existing lining to window reveals to be renewed.
- Discrete trickle ventilation to be integrated in the top section of the sash box. *Note. This will be hidden from view.*
- Existing gauged brick arches carefully repaired as required. See condition survey and repairs schedule
- Sash windows are to be fitted with Ventrolla Perimeter Sealing System (VPSS) or a similar proprietary system
- Sash box frames with moulded profiles throughout. Sash boxes to integrate discrete trickle ventilation to allow passage of air.
- Existing shutters and joinery to window reveals to be retained and restored throughout where it exists. New shutters fitted to rooms GF01 where previously removed.
- New upper sills in oak to an angled profile.
- Existing stone sub sills to be retained and restored throughout.

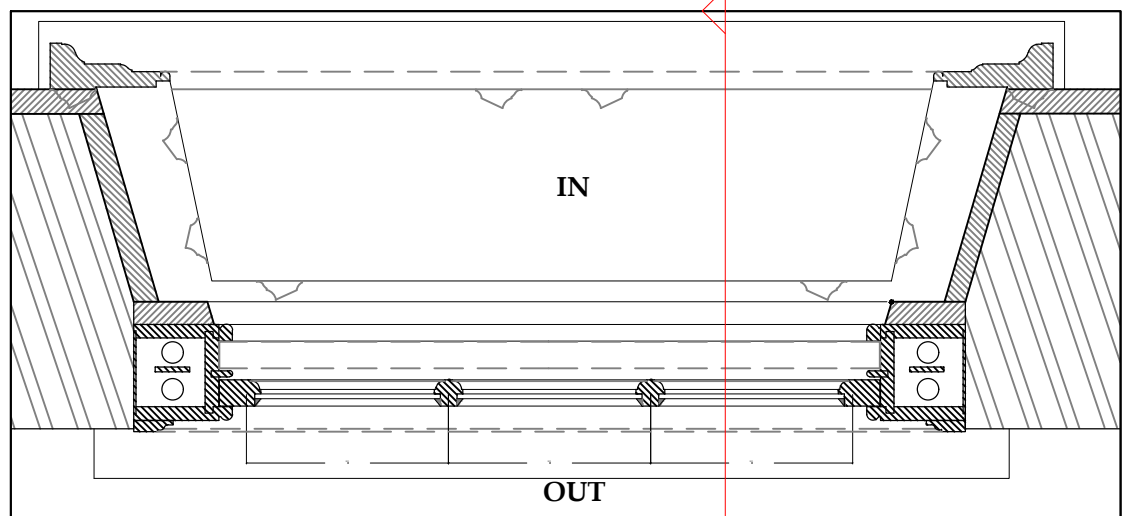


ELEVATION AT 1:10

SECTION AT 1:10

**GENERAL NOTES:**

1. Typical Detail Shown here to be used on windows as noted below..
2. New elements generally shown in blue in section and plan OR otherwise as noted.
3. Nearly all existing windows and french doors throughout the property were replaced or refurbished during the C20th and are of poor quality and low historic significance. As such they are proposed to be completely replaced with new windows to reinstate the original C18th and later C19th character as well as improve thermal performance and security.
4. Glass to be and increased to bullet proof glazing as shown on the window schedule.
5. A Ventrolla Perimeter Sealing System (VPSS) or a similar proprietary system (to architect approval) is to be built-in to all windows.
6. Staff beads to incorporate Ventrolla sash removal system (SRS) or similar to architect approval.
7. New oak windows upper sills required throughout to replace rotten existing sills according to detail shown. Stone lower sills exist throughout, which are to be retained and repaired. Sashes top be from Douglas fir or other joinery grade softwood.
8. All new joinery items in contact with masonry to be protected from direct contact with wall with joinery liner.
9. Final details and designs subject to shop drawings for architect approval.
10. Any historic ironmongery to be retained, refurbished and reused with new C18th style ironmongery to match in unlacquered brass. *See ironmongery schedule.*
11. To be read with typical details and mouldings drawing.
12. Architect to approve mouldings before construction.



PLAN AT 1:10

SECTION

**PROPOSED NEW 2 OVER 2  
GROUND FLOOR SASH WINDOW DETAIL  
TO BE VIEWED IN COLOUR**

**FOR  
TENDER**

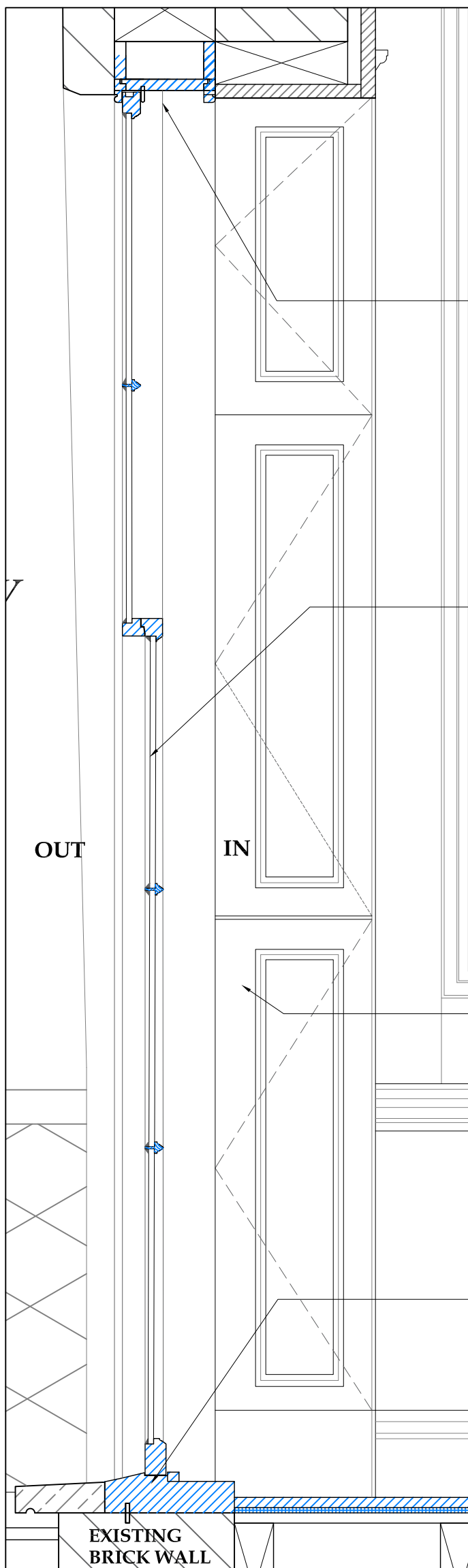
Notes:  
This drawing is the copyright of Giles Quarme Architects and cannot be printed or re-produced without prior permission. Do not scale.  
This drawing has been based on survey information provided by others.  
All dimensions and setting out must be verified on site before commencement of the work, and any discrepancies notified to the architect.  
All windows and doors are to fit into existing openings.  
All dimensions are in millimetres unless stated otherwise.



**APPLIES TO THE FOLLOWING WINDOWS:  
GROUND FLOOR: GF-W1, GF-W2,**

Project and Project No: <b>8 LINCOLNS INN FIELDS, LONDON</b>	Client: <b>MKS PAMP</b>	Drawing No: <b>9821 T(0) 724</b>	Revision: <b>A</b>	Drawn: <b>MS</b>	<b>GILES QUARME ARCHITECTS</b> <small>(Chartered Architects)</small> <b>7 BISHOP'S TERRACE</b> <b>LONDON SE11 4UE</b> <small>Tel: (020) 7582 0748          Fax: (020) 7793 8807          E-mail: mail@quarme.com</small>
Title: <b>PROPOSED - TYPICAL 6 OVER 6 SECOND FLOOR SASH WINDOW DETAILS</b>	Date: <b>NOV 2023</b>	Scale: <b>1:10 @ A3</b>	Checked: <b>NB</b>		





SECTION AT 1:10

GENERAL NOTES:

1. Typical Detail Shown here to be used on windows as noted below..
2. New elements generally shown in blue in section and plan OR otherwise as noted.
3. Nearly all existing windows and french doors throughout the property were replaced or refurbished during the C20th and are of poor quality and low historic significance. As such they are proposed to be completely replaced with new windows to reinstate the original C18th and later C19th character as well as improve thermal performance and security.
4. Glass to be, and increased to bullet proof glazing as shown on the window schedule.
5. A Ventrolla Perimeter Sealing System (VPSS) or a similar proprietary system (to architect approval) is to be built-in to all windows.
6. Staff beads to incorporate Ventrolla sash removal system (SRS) or similar to architect approval.
7. New oak windows upper sills required throughout to replace rotten existing sills according to detail shown. Stone lower sills exist throughout, which are to be retained and repaired. Sashes top be from Douglas fir or other joinery grade softwood.
8. All new joinery items in contact with masonry to be protected from direct contact with wall with joinery liner.
9. Final details and designs subject to shop drawings for architect approval.
10. Any historic ironmongery to be retained, refurbished and reused with new C18th style ironmongery to match in unlacquered brass. See ironmongery schedule.
11. To be read with typical details and mouldings drawing.
12. Architect to approve mouldings before construction.

**PROPOSED OVERHAULED 9 OVER 9  
FF01 SASH WINDOW DETAIL**

**TO BE VIEWED IN COLOUR**

Notes:  
This drawing is the copyright of Giles Quarme Architects and cannot be printed or re-produced without prior permission. Do not scale.  
This drawing has been based on survey information provided by others.  
All dimensions and setting out must be verified on site before commencement of the work, and any discrepancies notified to the architect.  
All windows and doors are to fit into existing openings.  
All dimensions are in millimetres unless stated otherwise.

**FOR  
TENDER**

Existing gauged brick arches carefully repaired as required. See condition survey and repairs schedule

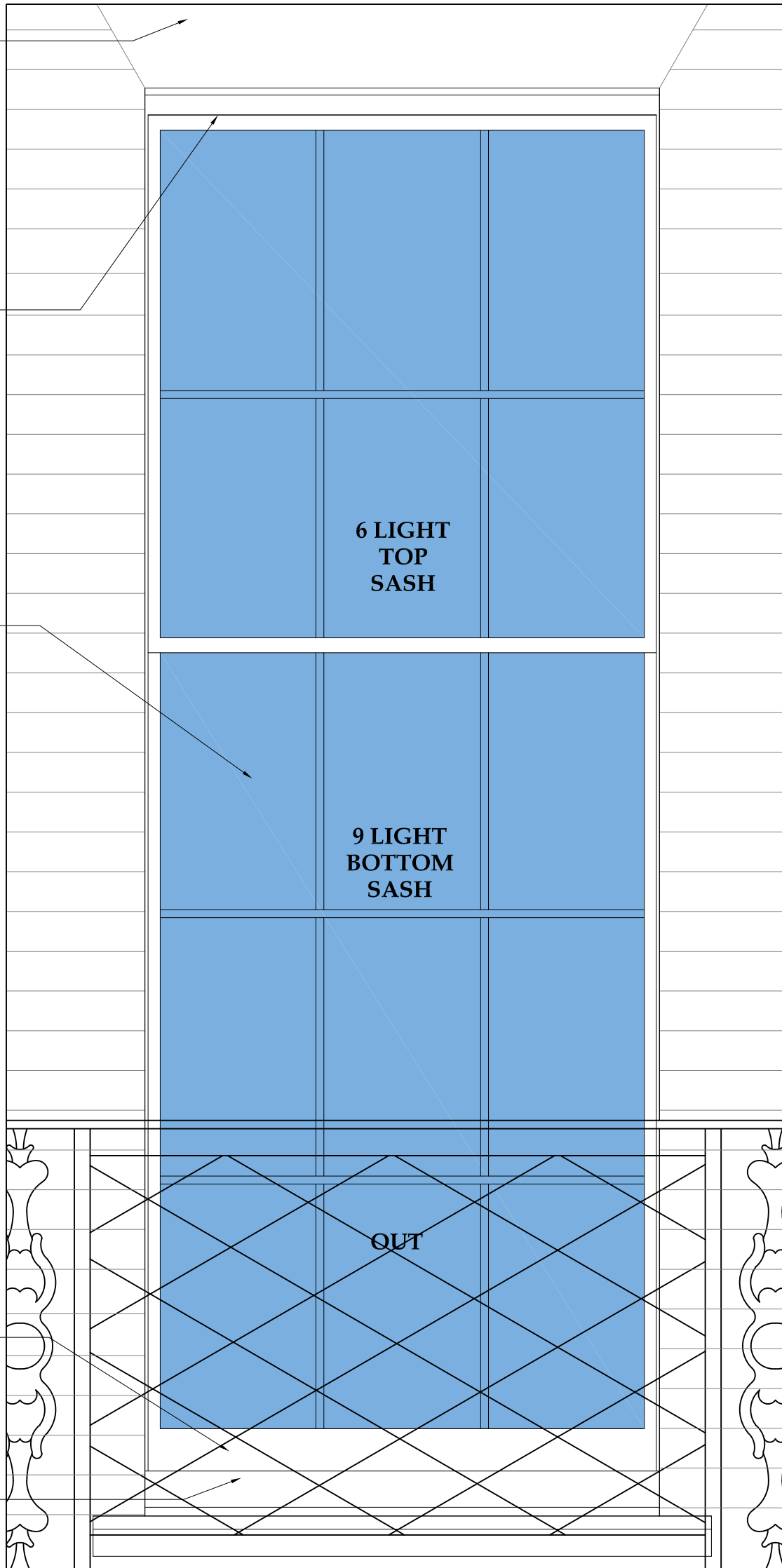
New sash box, parting beads and staff beads. Staff beads to be detailed as Ventrolla Sash Removal System (SRS) OR similar to client approval, to allow for ease of future maintenance and painting

New painted SW sash window casements to replace existing windows. To be detailed with appropriate early-mid C18th mouldings as shown

Existing internal panelling and joinery. ALL to be carefully protected during works to windows and repaired

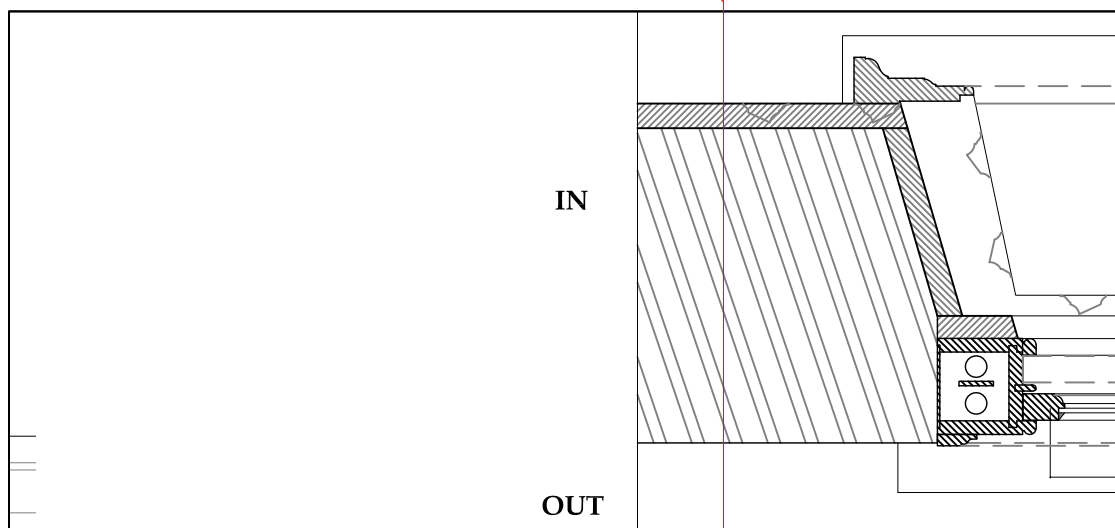
Oak upper sill to provide appropriate fall and weathering detail

Timber lower sill painted sill to be replaced with hardwood oak sills throughout as shown. Fall and profile to window manufacturers detail to be provided for approval. Shown indicatively only



ELEVATION AT 1:10

SECTION

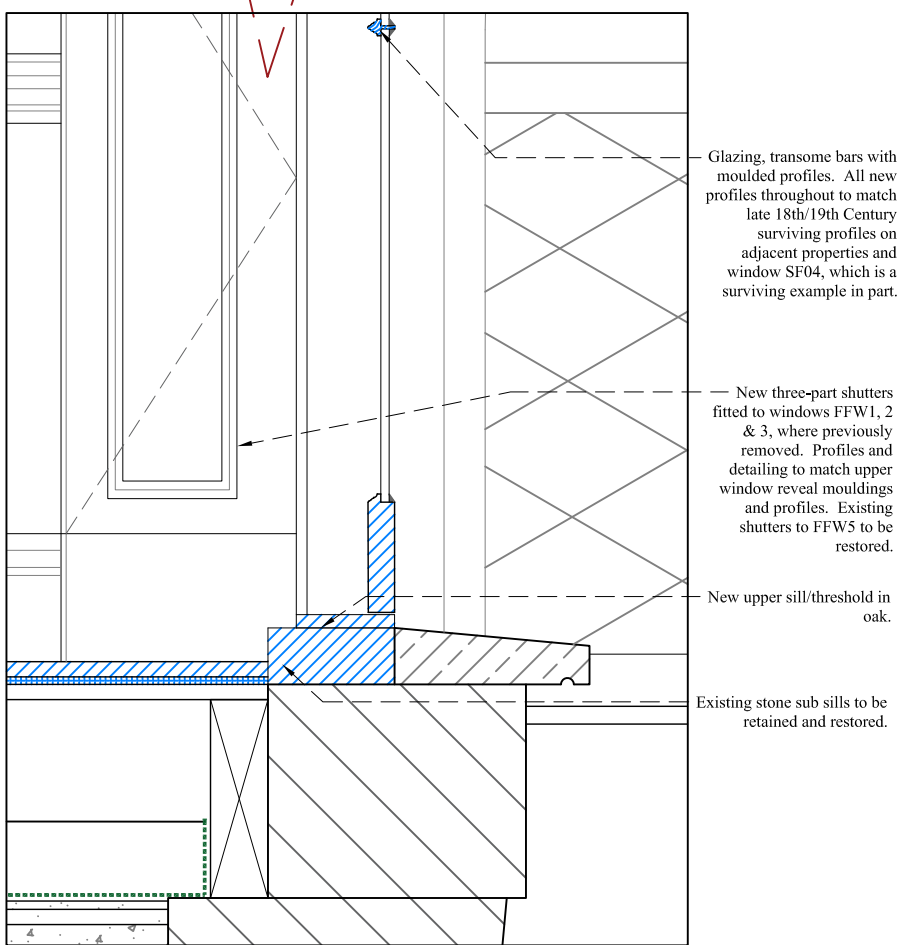
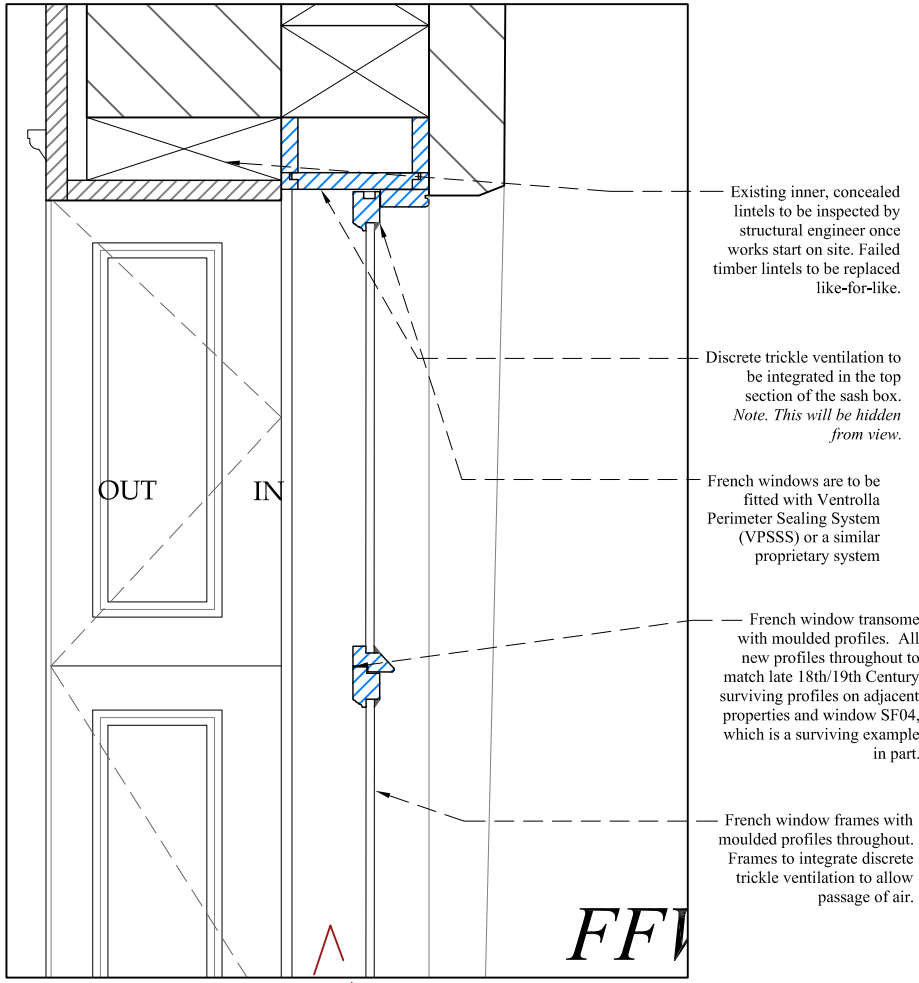


PLAN AT 1:10

APPLIES TO THE FOLLOWING WINDOWS:  
FIRST FLOOR: FF-W1, FF-W2, FF-W3,



Project and Project No: <b>8 LINCOLNS INN FIELDS, LONDON</b>	Client: <b>MKS PAMP</b>	Drawing No: <b>9821 T(0) 725</b>	Revision: <b>A</b>	Drawn: <b>MS</b>	<b>GILES QUARME ARCHITECTS</b> (Chartered Architects) <b>7 BISHOP'S TERRACE</b> LONDON SE11 4UE Tel: (020) 7582 0748 Fax: (020) 7793 8807 E-mail: mail@quarme.com
Title: <b>PROPOSED - TYPICAL 9 OVER 9 FF01 SASH WINDOW DETAILS</b>	Date: <b>NOV 2023</b>	Scale: <b>1:10 @ A3</b>	Checked: <b>NB</b>		



TYPICAL FRENCH WINDOW/DOOR DETAIL  
(FIRST FLOOR ONLY) 1:10 @ A3

**GENERAL NOTES:**

1. Typical Detail Shown here to be used on windows as noted below.
2. New elements generally shown in blue in section and plan OR otherwise as noted.
3. Nearly all existing windows and french doors throughout the property were replaced or refurbished during the C20th and are of poor quality and low historic significance. As such they are proposed to be completely replaced with new windows to reinstate the original C18th and later C19th character as well as improve thermal performance and security.
4. Glass to be, and increased to bullet proof glazing as shown on the window schedule.
5. A Ventrolla Perimeter Sealing System (VPSSS) or a similar proprietary system (to architect approval) is to be built-in to all windows.
6. Staff beads to incorporate Ventrolla sash removal system (SRS) or similar to architect approval.
7. New oak windows upper sills required throughout to replace rotten existing sills according to detail shown. Stone lower sills exist throughout, which are to be retained and repaired. Sashes top be from Douglas fir or other joinery grade softwood.
8. All new joinery items in contact with masonry to be protected from direct contact with wall with joinery liner.
9. Final details and designs subject to shop drawings for architect approval.
10. Any historic ironmongery to be retained, refurbished and reused with new C18th style ironmongery to match in unlacquered brass. See ironmongery schedule.
11. To be read with typical details and mouldings drawing.
12. Architect to approve mouldings before construction.

**PROPOSED NEW  
FIRST FLOOR FRENCH WINDOW  
TO BE VIEWED IN COLOUR**

Notes:  
This drawing is the copyright of Giles Quarme Architects and cannot be printed or re-produced without prior permission. Do not scale.  
This drawing has been based on survey information provided by others.  
All dimensions and setting out must be verified on site before commencement of the work, and any discrepancies notified to the architect.  
All windows and doors are to fit into existing openings.  
All dimensions are in millimetres unless stated otherwise.

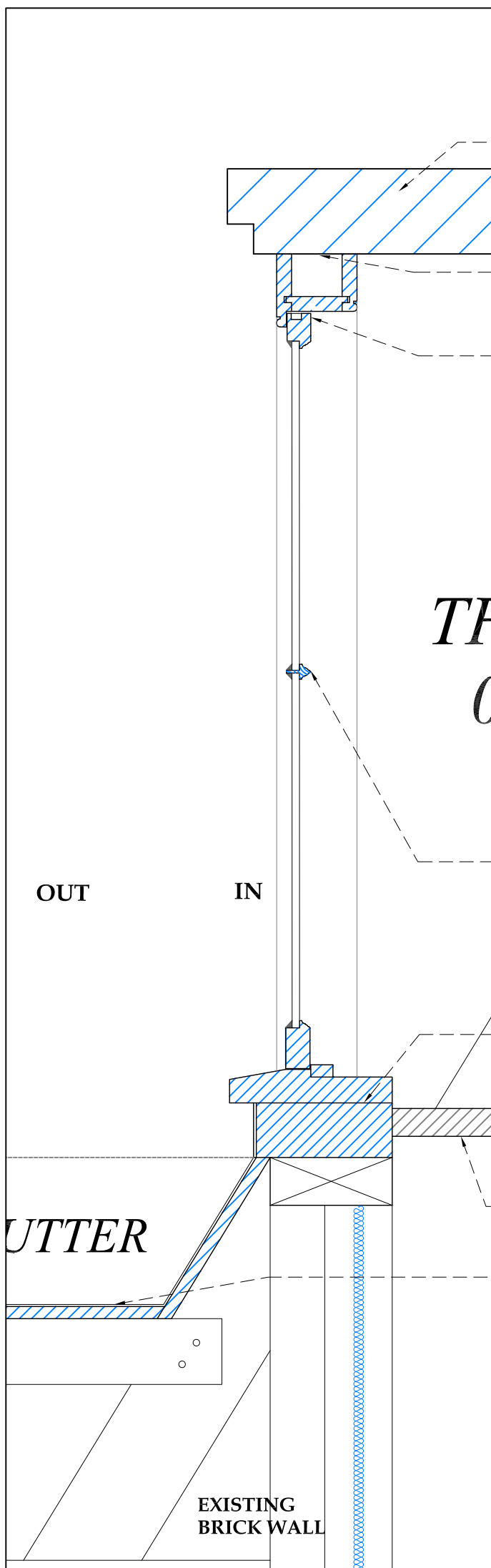
**FOR  
TENDER**

APPLIES TO THE FOLLOWING WINDOWS:  
FIRST FLOOR: FF-W5,

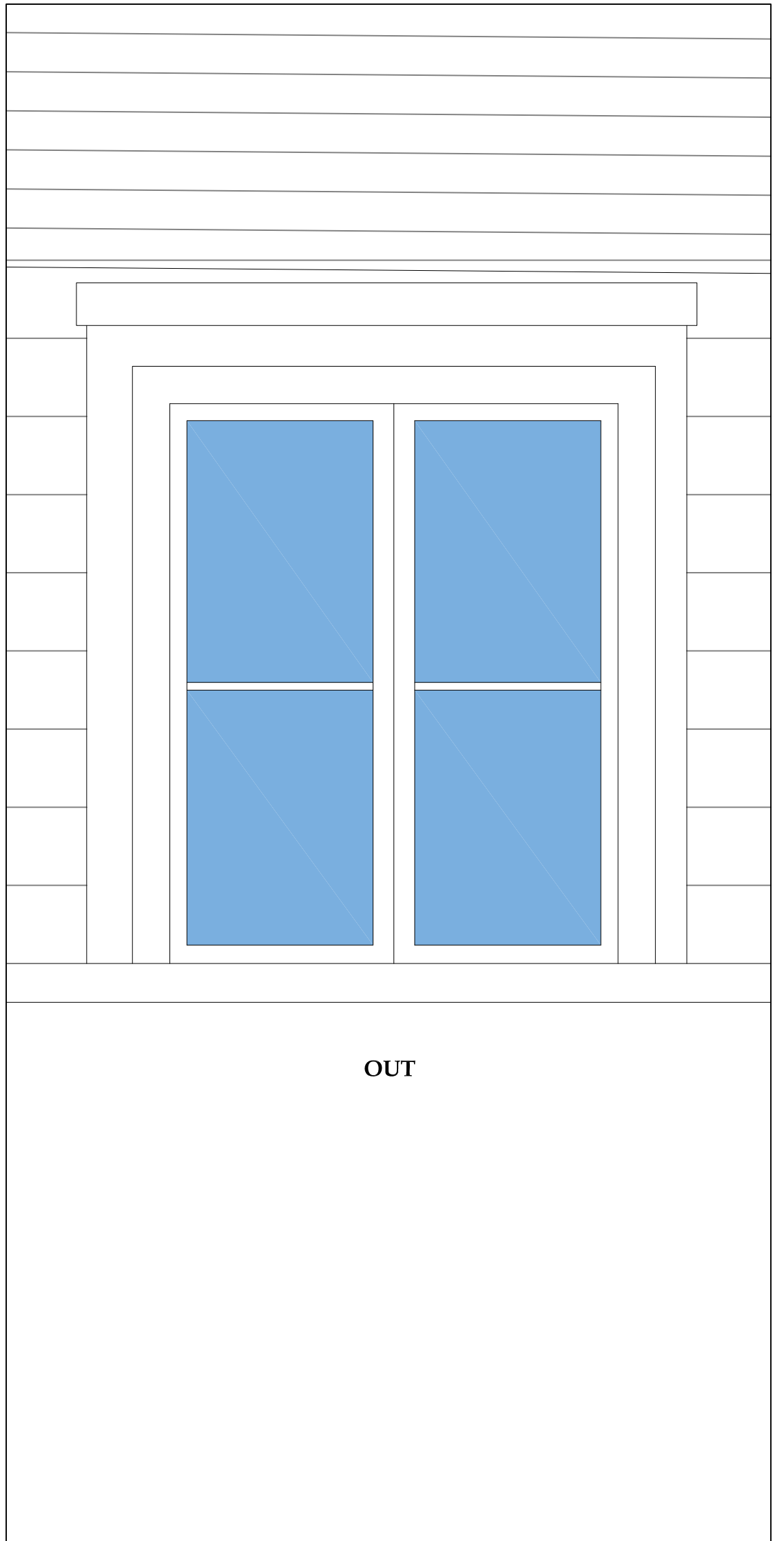


Project and Project No: <b>8 LINCOLNS INN FIELDS, LONDON</b>	Client: <b>MKS PAMP</b>	Drawing No: <b>9821 T(0) 726</b>	Revision: <b>A</b>	Drawn: <b>MS</b>	<b>GILES QUARME ARCHITECTS</b> <i>(Chartered Architects)</i> <b>7 BISHOP'S TERRACE</b> <b>LONDON SE11 4UE</b> Tel: (020) 7582 0748 Fax: (020) 7793 8807 E-mail: mail@quarme.com
Title: <b>PROPOSED - THIRD FLOOR CASEMENT DORMER</b>	Date: <b>NOV 2023</b>	Scale: <b>1:10 @ A3</b>	Checked: <b>NB</b>		





SECTION AT 1:10



ELEVATION AT 1:10

**GENERAL NOTES:**

1. Typical Detail Shown here to be used on windows as noted below..
2. New elements generally shown in blue in section and plan OR otherwise as noted.
3. Nearly all existing windows and french doors throughout the property were replaced or refurbished during the C20th and are of poor quality and low historic significance. As such they are proposed to be completely replaced with new windows to reinstate the original C18th and later C19th character as well as improve thermal performance and security.
4. Glass to be Slimline double glazing, and increased to bullet proof glazing as shown on the window schedule.
5. A Ventrolla Perimeter Sealing System (VPSS) or a similar proprietary system (to architect approval) is to be built-in to all windows.
6. Staff beads to incorporate Ventrolla sash removal system (SRS) or similar to architect approval.
7. New oak windows upper sills required throughout to replace rotten existing sills according to detail shown. Stone lower sills exist throughout, which are to be retained and repaired. Sashes top be from Douglas fir or other joinery grade softwood.
8. All new joinery items in contact with masonry to be protected from direct contact with wall with joinery liner.
9. Final details and designs subject to shop drawings for architect approval.
10. Any historic ironmongery to be retained, refurbished and reused with new C18th style ironmongery to match in unlacquered brass. See ironmongery schedule.
11. To be read with typical details and mouldings drawing.
12. Architect to approve mouldings before construction.

**PROPOSED NEW  
THIRD FLOOR CASEMENT DORMER**

**TO BE VIEWED IN COLOUR**

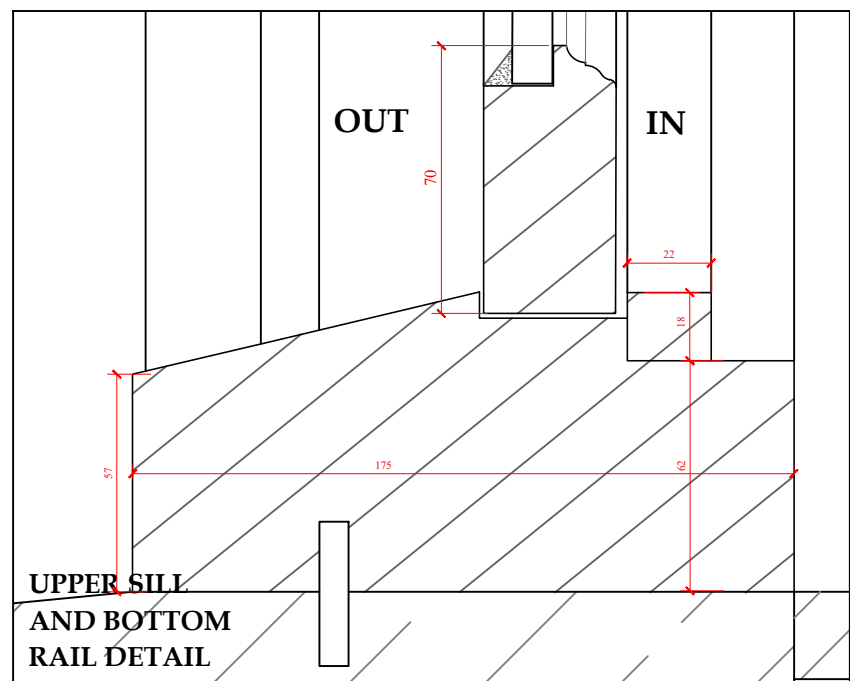
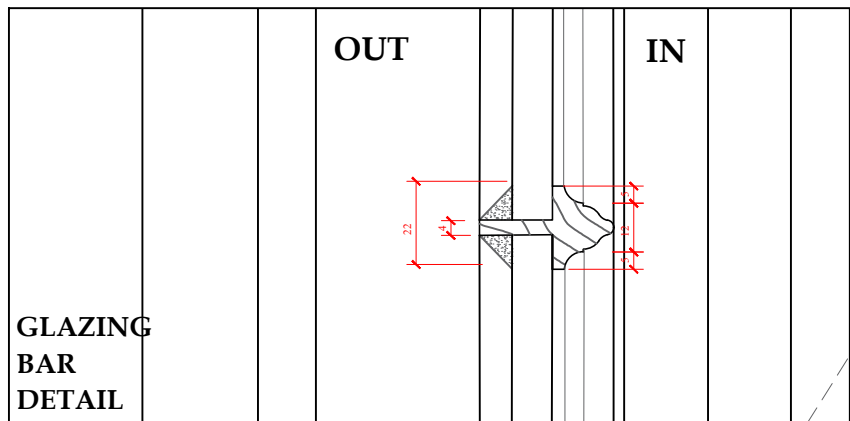
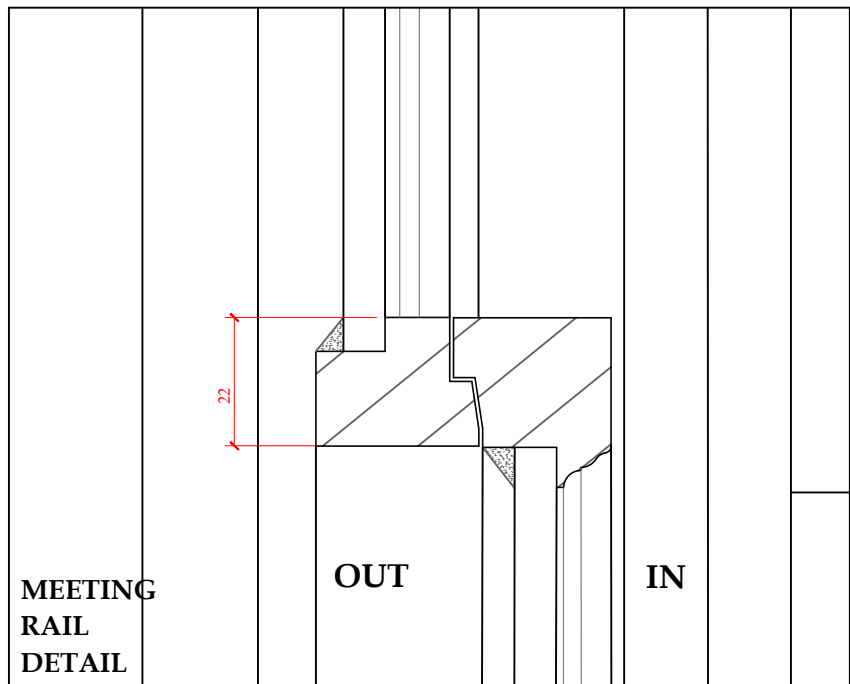
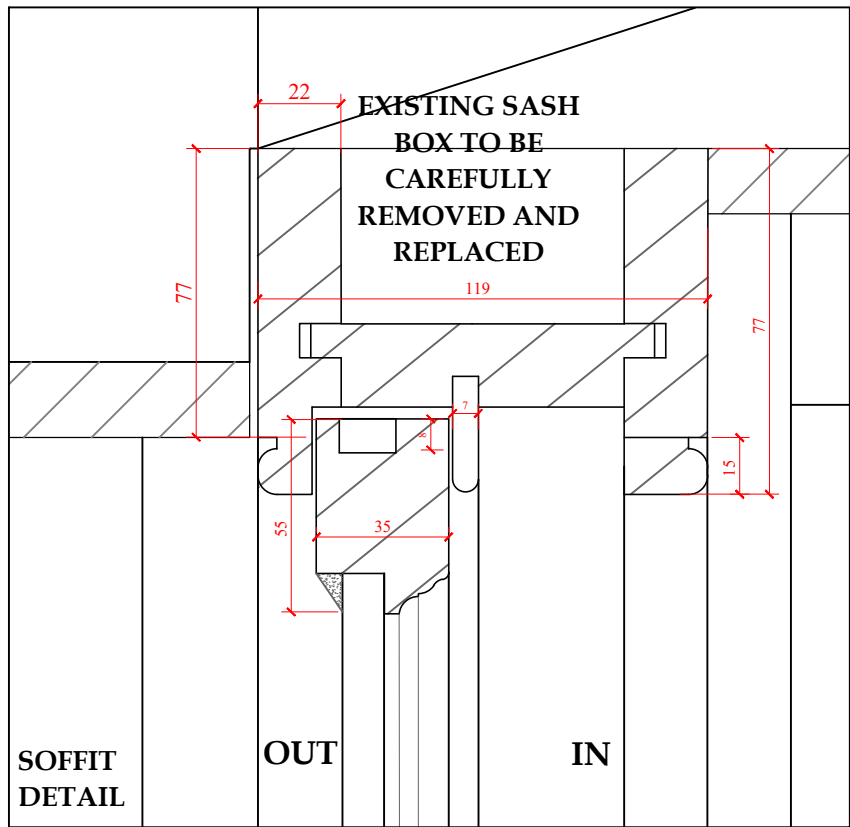
Notes:  
This drawing is the copyright of Giles Quarme Architects and cannot be printed or re-produced without prior permission. **Do not scale.**  
This drawing has been based on survey information provided by others.  
All dimensions and setting out must be verified on site before commencement of the work, and any discrepancies notified to the architect.  
All windows and doors are to fit into existing openings.  
All dimensions are in millimetres unless stated otherwise.

**FOR  
TENDER**

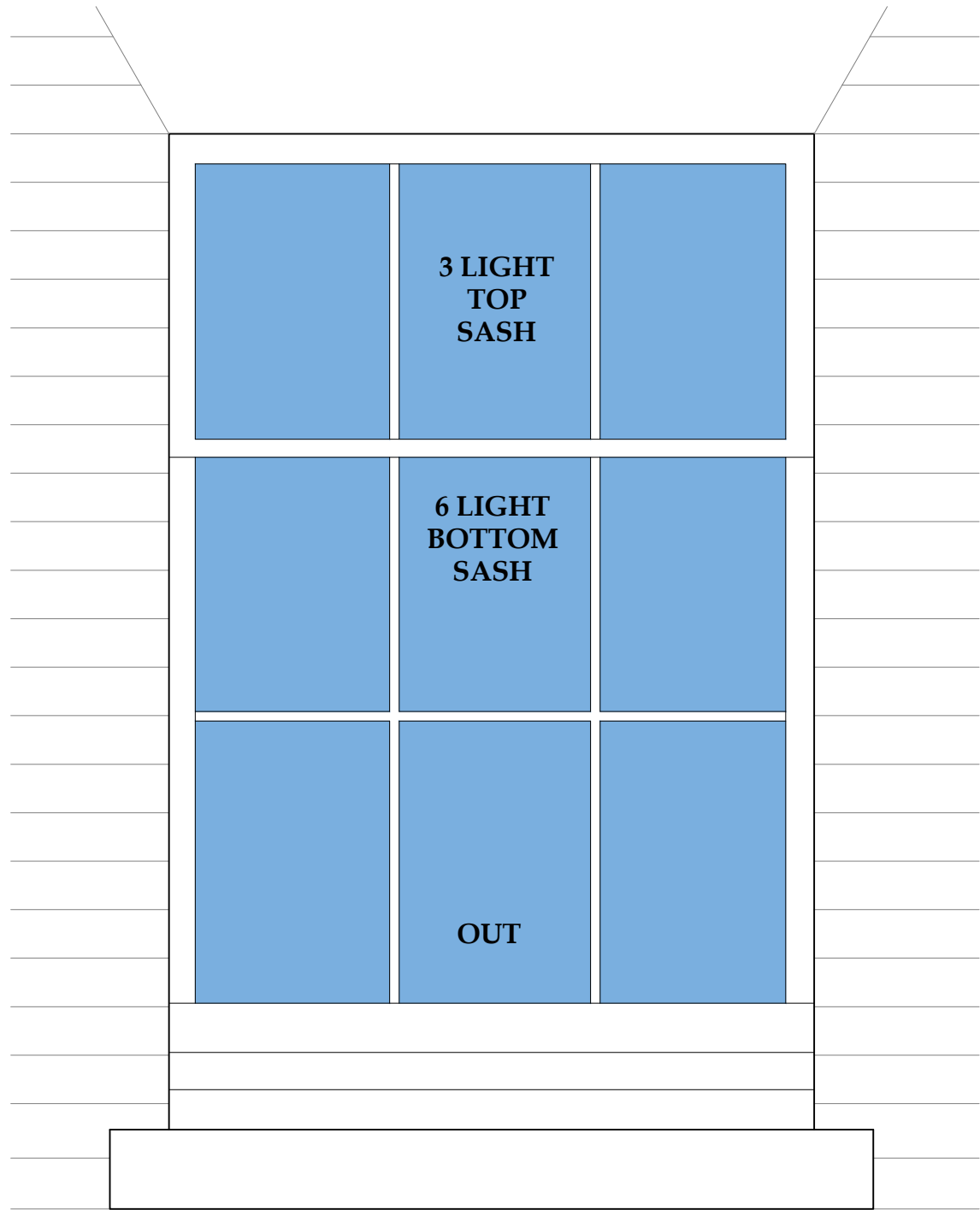
**APPLIES TO THE FOLLOWING WINDOWS:  
FIRST FLOOR: TF-W1, TF-W2**



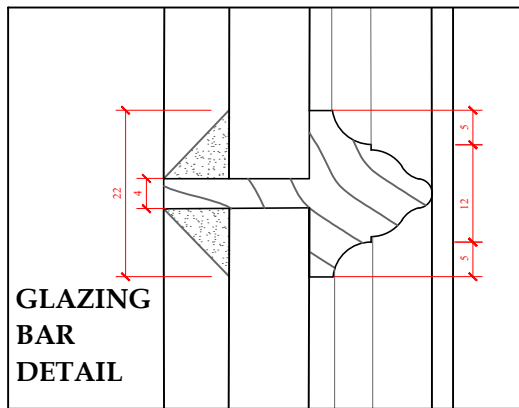
Project and Project No: <b>8 LINCOLNS INN FIELDS, LONDON</b>	Client: <b>MKS PAMP</b>	Drawing No: <b>9821 T(0) 727</b>	Revision: <b>A</b>	Drawn: <b>MS</b>	<b>GILES QUARME ARCHITECTS</b> <i>(Chartered Architects)</i> <b>7 BISHOP'S TERRACE</b> <b>LONDON SE11 4UE</b> Tel: (020) 7582 0748 Fax: (020) 7793 8807 E-mail: mail@quarme.com
Title: <b>PROPOSED - THIRD FLOOR CASEMENT DORMER</b>	Date: <b>NOV 2023</b>	Scale: <b>1:10 @ A3</b>	Checked: <b>NB</b>		



TYPICAL DETAILS AT SECTION A-A - SCALE 1:2



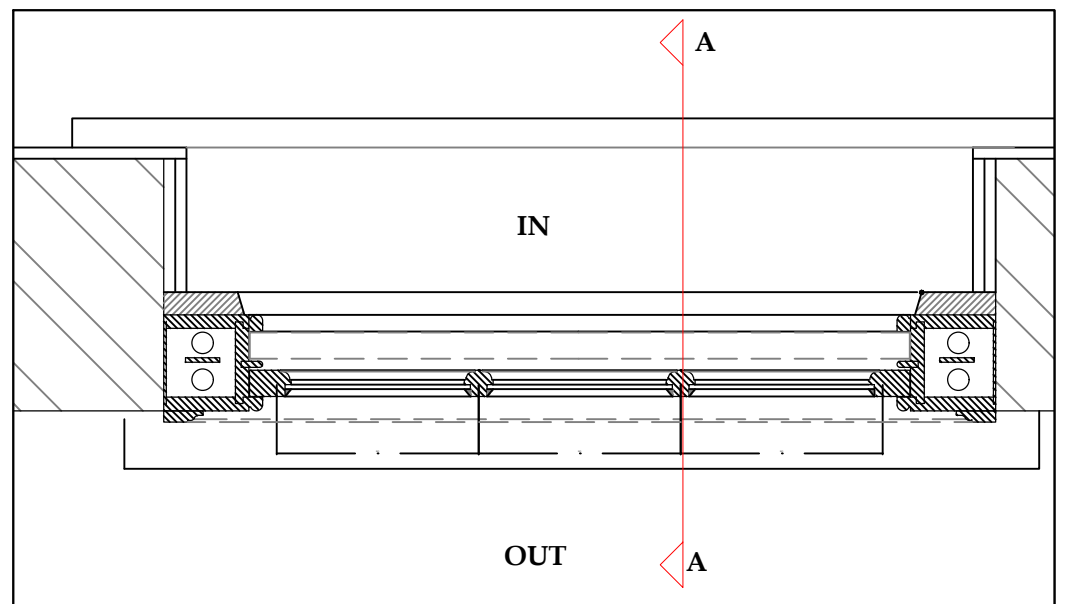
ELEVATION AT 1:10 SCALE



TYPICAL DETAILS AT SECTION A-A  
BULLET PROOF DETAIL - SCALE 1:1

**GENERAL NOTES:**

1. Surviving moulding details shown here to be used on new windows.
2. Only 2 surviving sash windows remain, and these should be used as exemplars for the new windows.
3. New oak windows upper sills required throughout to replace rotten existing sills according to detail shown. Stone lower sills exist throughout, which are to be retained and repaired. Sashes top be from Douglas fir or other joinery grade softwood.
4. All new joinery items in contact with masonry to be protected from direct contact with wall with joinery liner.
5. Final details and designs subject to shop drawings for architect approval.
6. Any historic ironmongery to be retained, refurbished and reused with new C18th style ironmongery to match in unlacquered brass. See ironmongery schedule.
7. To be read with typical details and mouldings drawing.
8. New sash windows to be spiral sashes.



PLAN WITH SECTION LOCATION AT 1:10 SCALE

Notes:  
This drawing is the copyright of Giles Quarne Architects and cannot be printed or re-produced without prior permission. Do not scale.  
This drawing has been based on survey information provided by others.  
All dimensions and setting out must be verified on site before commencement of the work, and any discrepancies notified to the architect.  
All windows and doors are to fit into existing openings.  
All dimensions are in millimetres unless stated otherwise.

**TO BE VIEWED IN COLOUR  
FOR  
PLANNING**

**EXISTING SASH WINDOW DETAILS AND MOULDINGS  
BASED ON SURVIVING THIRD FLOOR WINDOWS**

Project and Project No: <b>8 LINCOLNS INN FIELDS, LONDON</b>	Client: <b>MKS PAMP</b>	Drawing No: <b>9821 P(0) 4000</b>	Revision: <b>-</b>	Drawn: <b>MS</b>	<b>GILES QUARME ARCHITECTS</b> <i>(Chartered Architects)</i>
Title: <b>EXISTING - SURVIVING SASH WINDOW ON THIRD FLOOR: DETAILS AND MOULDINGS</b>		<b>Nov. 2023</b>	Scale: <b>1:2&amp;1:10 @ A3</b>	Checked: <b>NB</b>	
					<b>7 BISHOP'S TERRACE</b> <b>LONDON SE11 4UE</b>
					Tel: (020) 7582 0748 Fax: (020) 7793 8807 E-mail: mail@quarme.com






TYPICAL METAL 'CRITTAL' SCREEN ELEVATION (ROOM G1) 1:20 @ A3

TYPICAL METAL 'CRITTAL' SCREEN AND DOOR DETAIL APPLIES TO THE FOLLOWING AREAS  
(SEE PROPOSED GA PLANS):

- LOWER GROUND FLOOR - DLG23, DLG28, DLG29
- GROUND FLOOR - DG11, DG12, DG13, DG14.
- FIRST FLOOR - DF03, DF12, DF13.
- SECOND FLOOR - DS11.
- THIRD FLOOR - DT10.



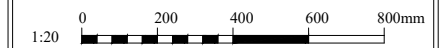
METAL 'CRITTAL' SCREEN AND DOOR PRECEDENT - INDICATIVE DESIGN ONLY

**Notes:**  
This drawing is the copyright of Giles Quarme Architects and cannot be printed or reproduced without prior permission.  
This drawing has been based on survey information provided by others.  
All dimensions and setting out must be verified on site before commencement of the work, and any discrepancies notified to the architect.  
All windows and doors are to fit into existing openings unless stated otherwise.  
All dimensions are in millimetres unless stated otherwise.

1. Proposed metal 'crittal' screens to a traditional, heritage design to replace inappropriate, late C20th partitions throughout.

*Final design subject to final detailing and approval of specialist supplier details and shop drawings.*

*See proposed GA plans for locations.*



**FOR PLANNING**

Rev	By	Date	Description

Drawing Number: <b>9821 P(0)3000</b>	Rev: <b>0</b>
---	------------------

Project:  
**No.8 Lincoln's Inn Fields**  
Job No. 9821

Title:  
**Typical Crittal Screen and Door**

Drawn <b>NCB</b>	Checked <b>NB</b>
------------------	-------------------

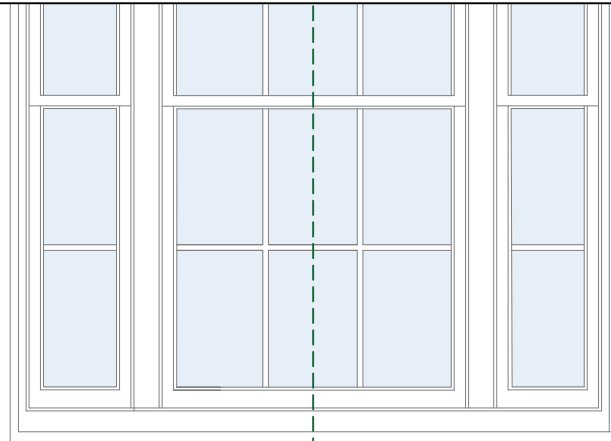
Date <b>July 2023</b>	Scale <b>1:20 @ A3</b>
-----------------------	------------------------

**Giles Quarme Architects**  
*Historic Building Architects & Consultants*

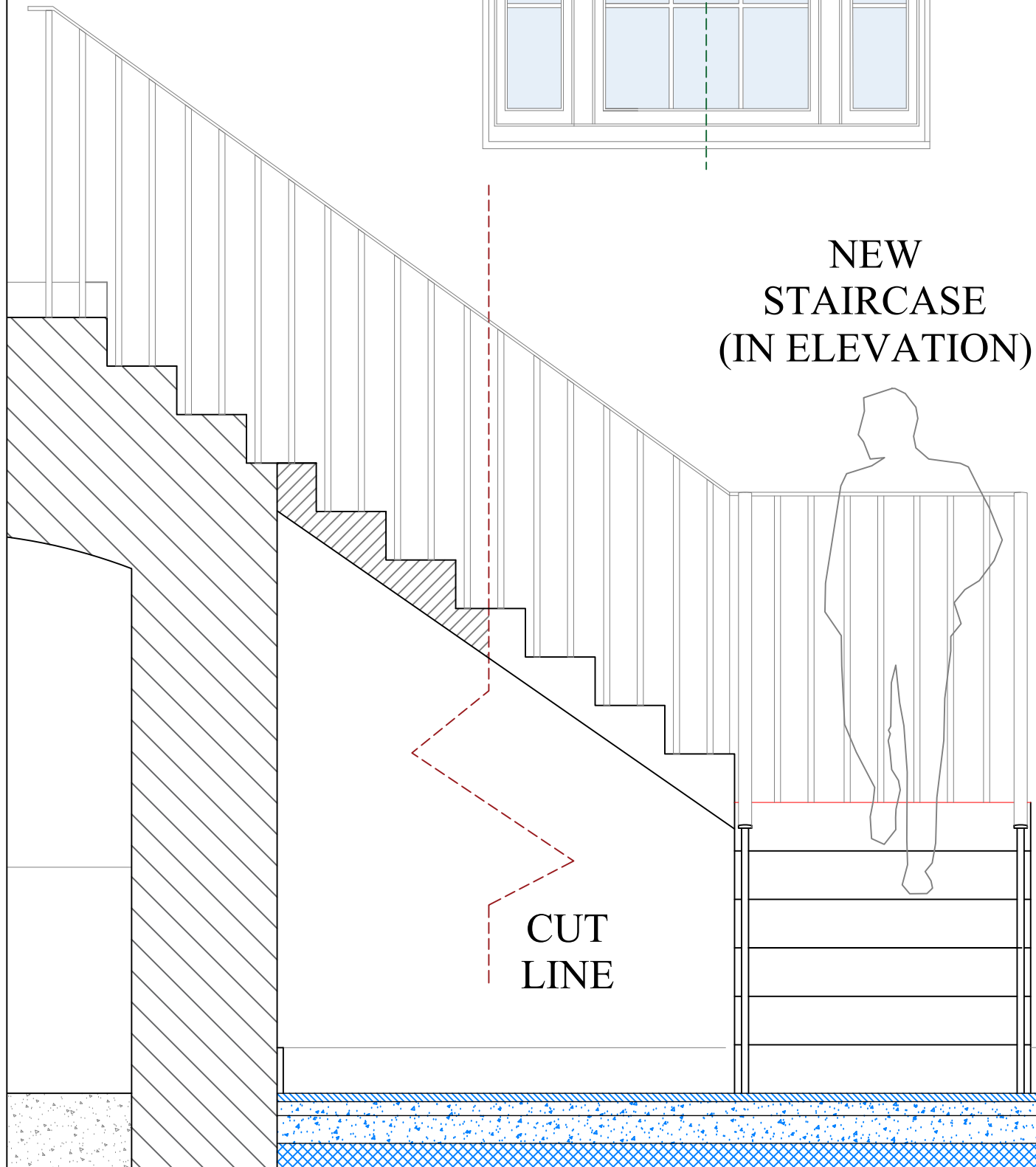
7 Bishops Terrace  
London  
SE11 4UE

020 7582 0748  
www.quarme.com  
mail@quarme.com



NEW  
STAIRCASE  
(IN SECTION)



NEW  
STAIRCASE  
(IN ELEVATION)



CUT  
LINE



OAK AND METAL STAIRCASE PRECEDENT - INDICATIVE DESIGN ONLY

PROPOSED CONTEMPORARY STAIR ELEVATION (ROOM G10) 1:20 @ A3

**Notes:**  
This drawing is the copyright of Giles Quarme Architects and cannot be printed or reproduced without prior permission.  
This drawing has been based on survey information provided by others.  
All dimensions and setting out must be verified on site before commencement of the work, and any discrepancies notified to the architect.  
All windows and doors are to fit into existing openings unless stated otherwise.  
All dimensions are in millimetres unless stated otherwise.

- Proposed metal 'crittal' screens to a traditional, heritage design to replace inappropriate, late C20th partitions throughout.

*Final design subject to final detailing and approval of specialist supplier details and shop drawings.*

*See proposed GA plans for locations.*



**FOR PLANNING**

Rev	By	Date	Description
A	MJS	18.08.23	Rear staircase amended to have 175mm risers .

Drawing Number: <b>9821 P(0)4000</b>	Rev: <b>A</b>
---	------------------

Project:  
**No.8 Lincoln's Inn Fields**  
Job No. 9821

Title:  
**Proposed Contemporary Stair to GF10**

Drawn <b>NCB</b>	Checked <b>NB</b>
------------------	-------------------

Date <b>July 2023</b>	Scale <b>1:20 @ A3</b>
-----------------------	------------------------

**Giles Quarme Architects**  
*Historic Building Architects & Consultants*

7 Bishops Terrace  
London  
SE11 4UE

020 7582 0748  
www.quarme.com  
mail@quarme.com