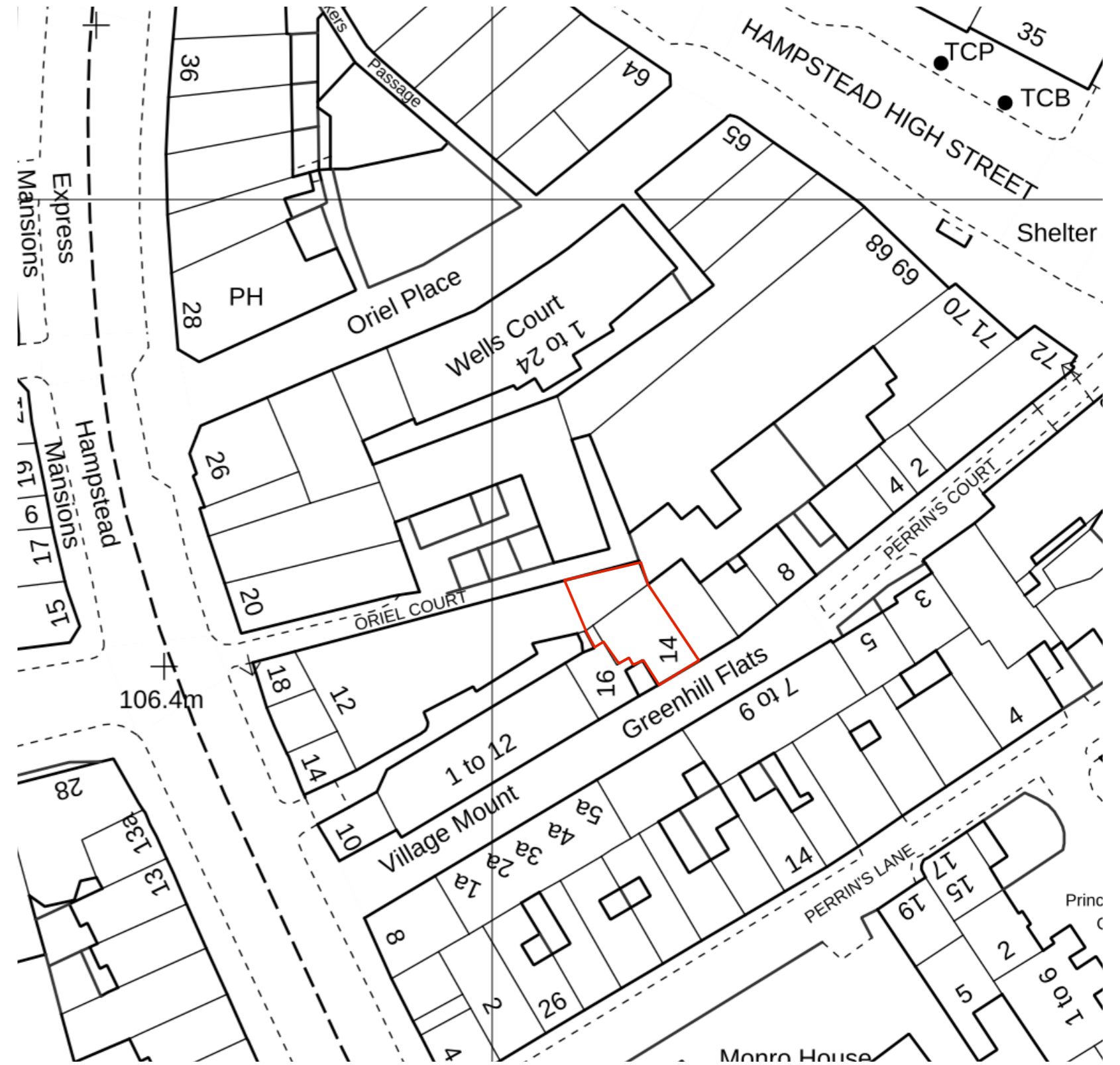
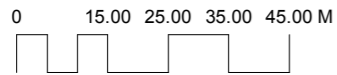
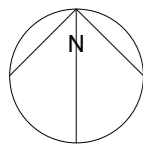
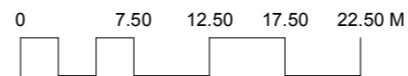


Site Location Plan
Scale 1:1250 @ A3



Site Block Plan
Scale 1:500 @ A3



These drawings must be read in conjunction and cross referenced with the Structural Engineer's drawings and specifications.

The contractor is to check all dimensions on site and relate to these drawings/documents. Any discrepancies to be reported to the Designer/Architect/Contract Administrator prior to construction, manufacture and installation.

Do not scale from these drawings.

The contractor is to ensure all works conform to the current building regulations. Where there is a Contractor's Design Portion within the Building Contract, the contractor is to ensure all his/her designed works confirm all all current British and European Standards and the Building Regulations.

The contractor is to provide fabrication drawings for all structural members and framework for approval by EDO and the structural engineer prior to manufacture and installation. The contractor to provide manufacture drawings and finishes samples for all joinery items for approval by EDO prior to manufacture.

Scale
As shown
Drawn by
DB

Drawing no.
001
Date
June 2024

Client
Redemption Roasters
Project
Perrins Court

Drawing title
Site Plans

Planning

Easton Design Office Limited
9c York Way
London
N7 9GY
+44 (0) 207 043 4614
eastondesignoffice.com

