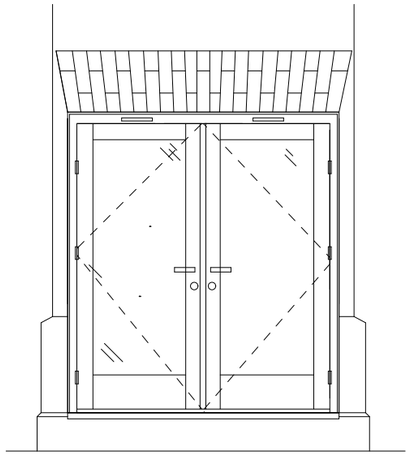

PROPOSED NEW DOOR
ELEVATION 1:40



EXISTING WINDOW
ELEVATION 1:40

PROPOSED NEW DOOR
SECTION 1:10

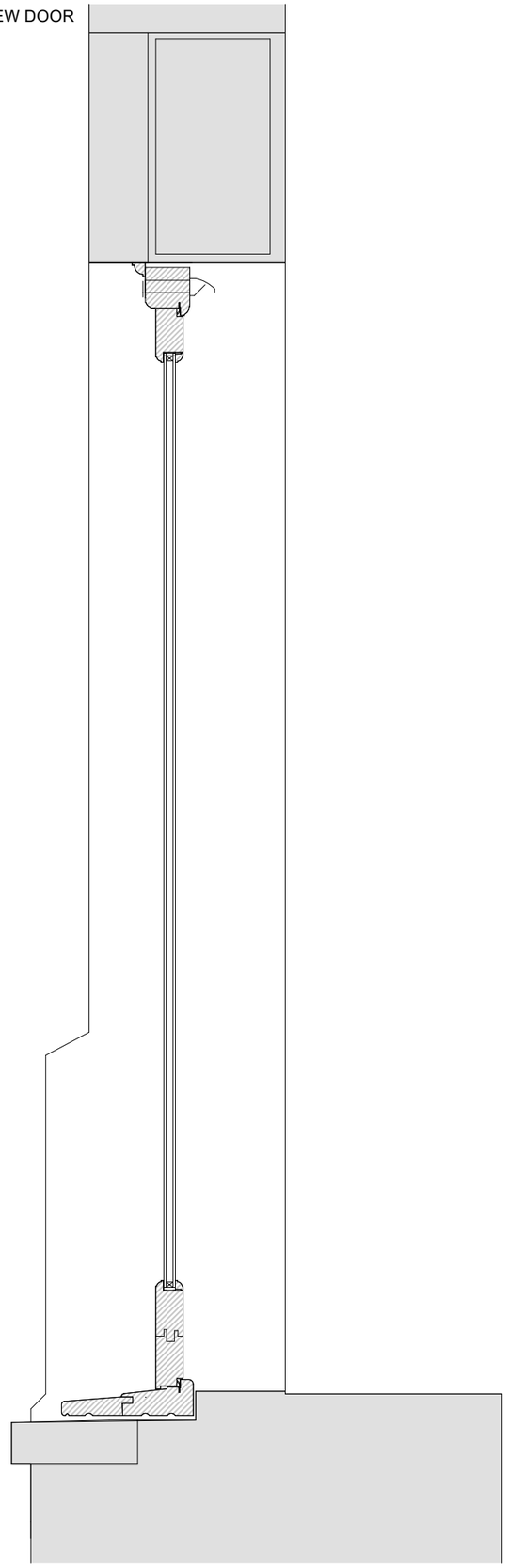

EXISTING WINDOW
SECTION 1:10

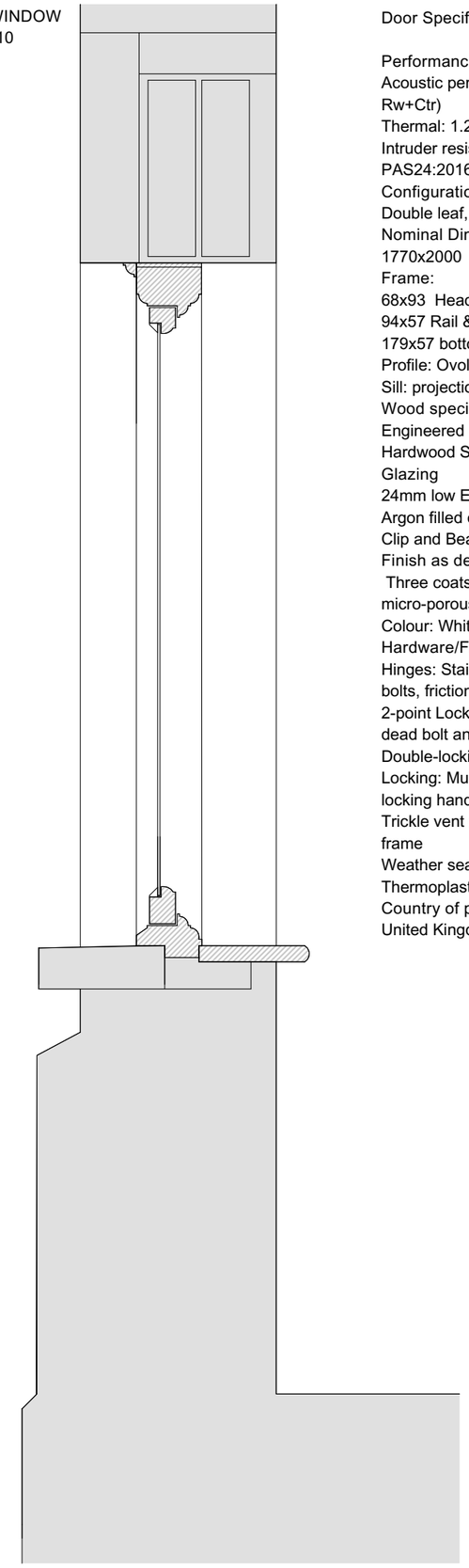

Door Specification

Performance:
Acoustic performance: Up to 43dB Rw (39dB Rw+Ctr)
Thermal: 1.2 W/m2K
Intruder resistance: Minimum requirement PAS24:2016
Configuration:
Double leaf, open out.
Nominal Dimensions:
1770x2000
Frame:
68x93 Head, Jambs, cill, mullion & Transom
94x57 Rail & Stiles
179x57 bottom rail
Profile: Ovolo to match existing
Sill: projection TBC
Wood species:
Engineered Redwood frame and sashes with Hardwood Sapele cill
Glazing
24mm low E sealed (4/16 warm edge spacer/4)
Argon filled cavity
Clip and Bead glazing bead system
Finish as delivered:
Three coats of spray-applied water-based micro-porous paint.
Colour: White TBC
Hardware/Fittings
Hinges: Stainless steel lift-off hinges, hinge bolts, friction stays mounted in the head
2-point Locking shootbolt with central mortice dead bolt and latch set.
Double-locking cylinder.
Locking: Multipoint locking system, cranked locking handle, style TBC
Trickle vent (4600EA) painted to match the frame
Weather seal (factory applied): Deventer TPE Thermoplastic Elastomer.
Country of product manufacture
United Kingdom

SCALE 1:10
0 100 200mm

SCALE 1:40
0 500 1000mm

© Copyright Fraher and Findlay Limited

Do not scale from this drawing. All dimensions to be checked on site. Any discrepancies shall be immediately notified to the Architect in writing.

Fraher & Findlay

Notes

1 All dimensions and levels are to be determined and or checked by the contractor on site. should any discrepancy be identified between the dimensions, and or details determined on site, and those shown those shown on the relevant drawings, the architect shall be notified immediately, and their instructions obtained prior to the commencement of the work.

2 The contractor shall be responsible for the design and implementation of all temporary works, and the safety and stability of the new works and adjacent structures during construction.

3 Where a product is specified to be obtained from a manufacturer or supplier, the contractor shall install the product in accordance with the instructions supplied by the manufacturer. Should there be any variation between the work specified on the drawings and the manufacturers instructions, the contractor shall refer the matter to the architect for instruction before proceeding.

4 If there are any discrepancies between architectural and any consultant information, the design team must be notified immediately. structural information takes precedence.

Drawing Notes / Legend

Revisions

Project	FF24-006
Client	Dan + Sophie
Location	5 Cannon Place, London NW3 1EH

Fraher and Findlay
Unit 3, Mercy Terrace
Ladywell Rd
London SE13 7UX
www.fraherandfindlay.com
+44 (0)20 8314 5221

Fraher & Findlay

Title: Door Details

Status		Scale 1:40, 1:10@A3
Drawn	Checked MJ	Authorised EF
Revision	Date	

FF24006-PL-018