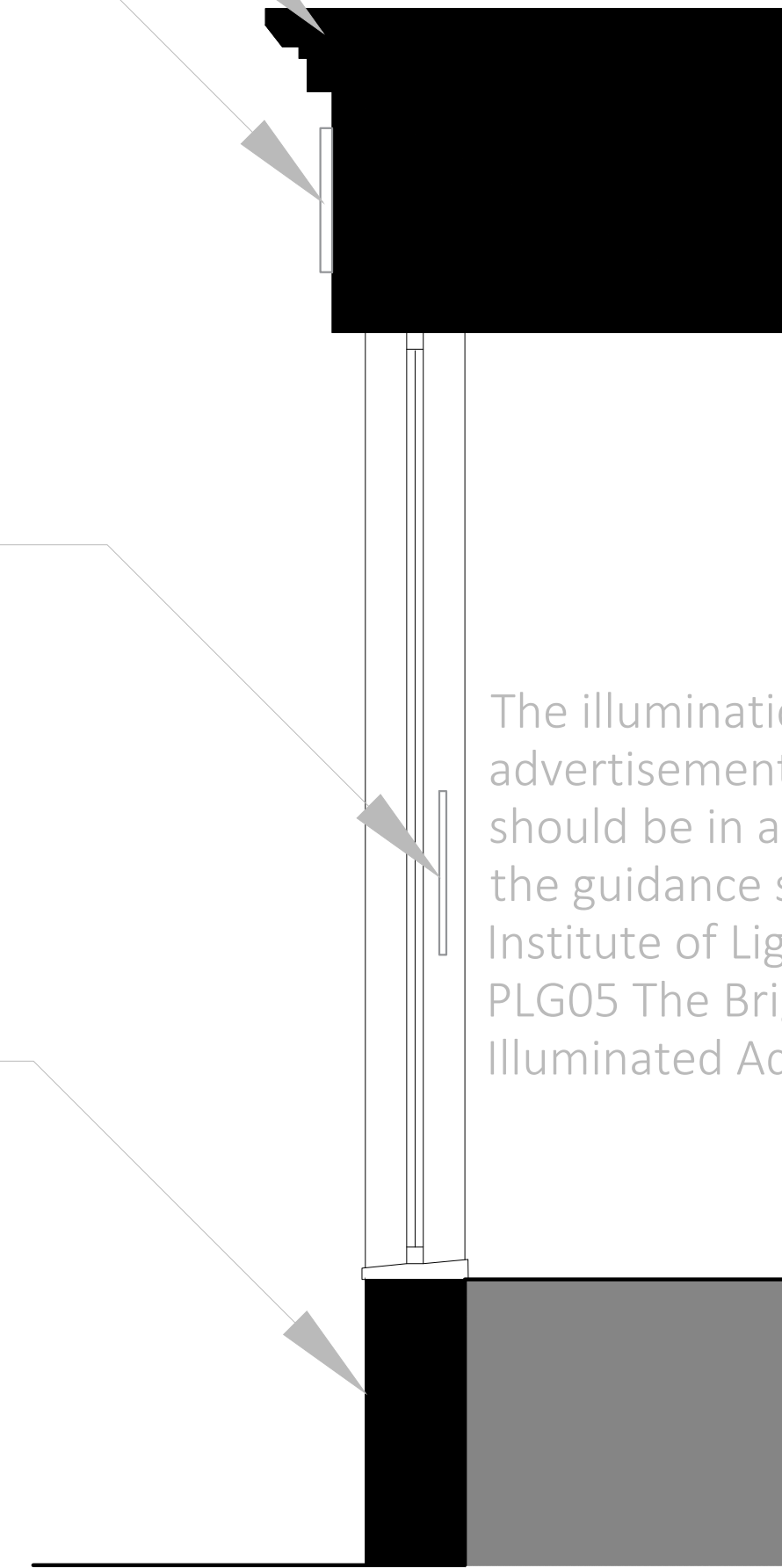


CORNICE TO BE PAINTED LIGHT CREAM COLOUR AS PER CGI RENDER IMAGE
 EXTERNAL SIGNAGE MATT FINISH AS PER ELEVATIONS AND RENDERS PROVIDED

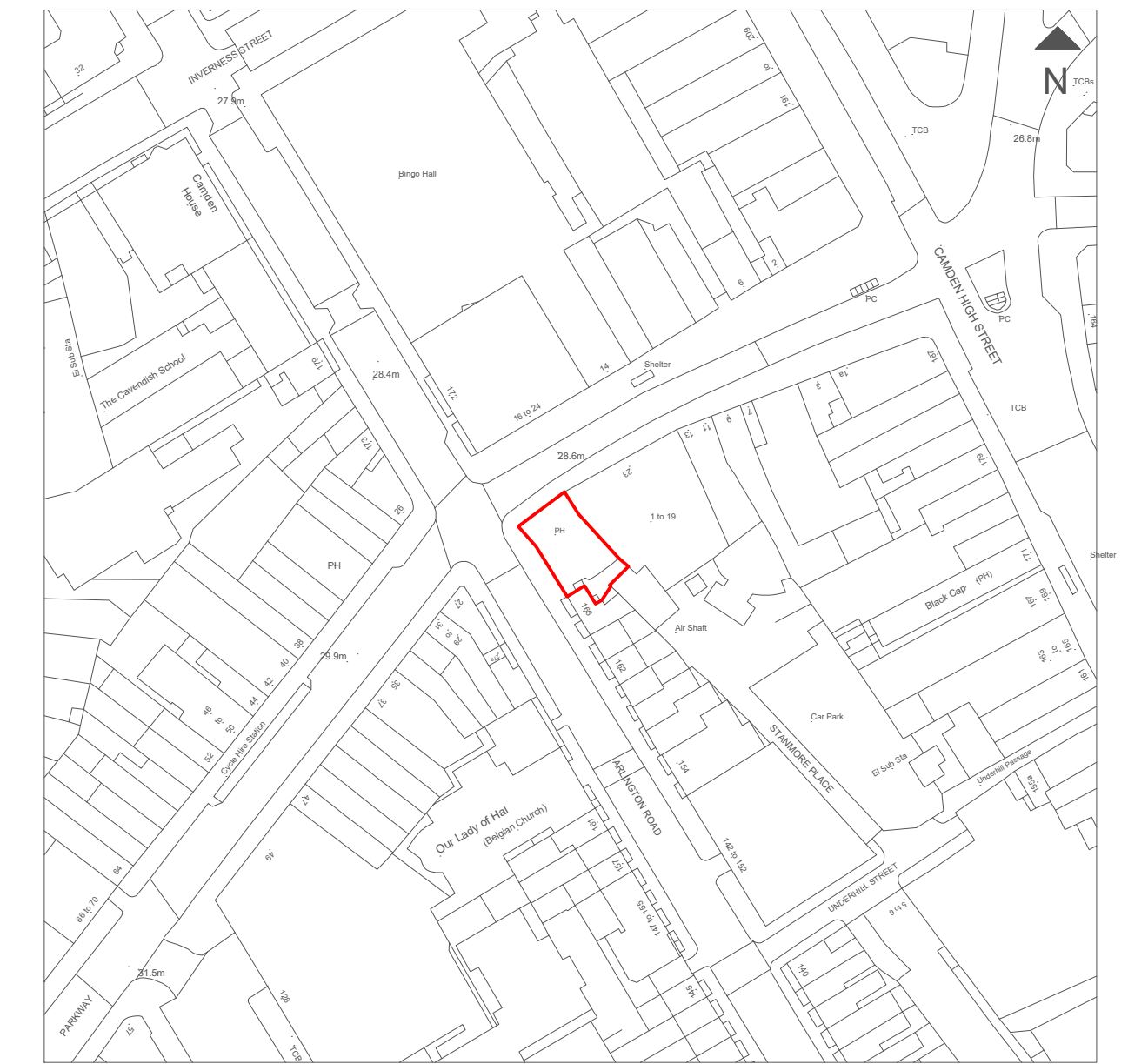
NEON SIGN INTERNALLY FIXED IN WINDOW ONLY TO BE ILLUMINATED DURING 'OPEN' HOURS

SHOPFRONT TO BE PAINTED GREY AS PER CGI RENDER IMAGE

The illumination levels of advertisements should be in accordance with the guidance set by the Institute of Lighting Engineers PLG05 The Brightness of Illuminated Advertisements




PROPOSED SECTION - SHOPFRONT
 (SCALE 1:20)



LOCATION PLAN
 (SCALE 1:1250)



EXISTING SIGNAGE IMAGES



PROPOSED SIGNAGE CGI IMAGES

NOT APPROVED FOR CONSTRUCTION

All measurements to be checked on site and not scaled from this drawing. Any discrepancies to be reported to The White House Design LTD. Party wall (etc) act 1997 to be agreed with adjoining neighbours prior to commencing. All works to the satisfaction of local authority inspector. No deviation from these drawing what so ever, unless agreed in writing with The White House Design LTD.

DESCRIPTION
 1:20 SECTION FOR ADVERTISEMENT APPLICATION

THE WHITE HOUSE DESIGN LTD
 ARCHITECTURAL CONSULTANTS & STRUCTURAL ENGINEERS
 7 PROGRESS BUSINESS CENTRE
 WHITTLE PARKWAY SLOUGH BERKSHIRE SL1 6DQ
 TEL: 01628 660 444

SITE ADDRESS:
 25 PARKWAY
 LONDON
 NW1 7PG

REVISIONS	1	01.07.24	SIGNAGE AMENDMENTS
DATE: 03-05-2024		DRAWN BY: KKC	
SCALE: 1:20, 1:1250 @ A1		CHECKED BY:	
DRAWING TITLE: PLANNING		DRAWING NUMBER: KKC/25/2024/A2	