
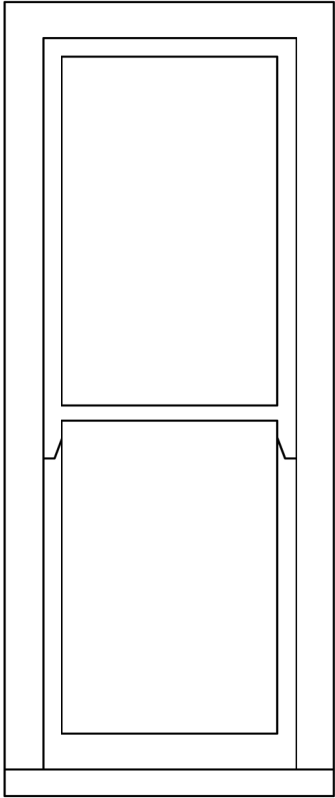

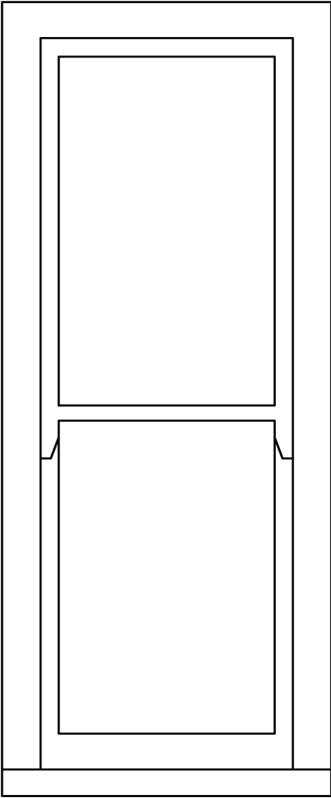


Window Elevations
Proposed Elevations
On Front Elevations



W1 Proposed
1:20 @ A3



W2 Proposed
1:20 @ A3

Drawing Issued For: Planning Permission	Project: Flat 2, 133 West End Lane, London, NW6 2PH	Client: William Howe	Drawing Title: Proposed Window Elevations	Date: 25/6/2024	Revision No.: -	Drawing by: Rio Jablonski <small>rio.jablonski@wandsworthsashwindows.com</small>	Scale Bars: <div><div>1:10 @ A3</div><div><div>0</div><div>5</div><div>10</div><div>15</div><div>20</div><div>25</div><div>30</div><div>35</div><div>40cm</div></div></div>
				Scale: 1:20 @ A3			