

Access to the Vale of Health through passageway.
 Basement below passageway currently has weight restrictions to be confirmed by Structural Engineer ahead of commencing works.
 See site access drawings for further information

GENERAL NOTES

ALL STRUCTURAL, M&E, AND LANDSCAPING INFORMATION SHOWN INDICATIVELY. REFER TO RELEVANT SPECIALIST CONSULTANT'S INFORMATION.

PLEASE REFER TO S. ENG DRAWINGS AND SPECIFICATION FOR STRUCTURAL AND BELOW GROUND DRAINAGE DESIGN AND INFORMATION.

PLEASE REFER TO M&E ENG DRAWINGS AND SPECIFICATION FOR MECHANICAL & ELECTRICAL & ABOVE GROUND DRAINAGE DESIGN AND INFORMATION.

ALL DIMENSIONS ARE APPROXIMATE AND SHOULD BE CONFIRMED ON SITE WITH ALL EXISTING ELEMENTS TO BE RETAINED, SUBJECT TO REVISION FOLLOWING POST DEMOLITION SURVEY.

ALL LEVELS ARE SHOWN INDICATIVELY AND TO BE CHECKED ON SITE BY CONTRACTOR AND ANY DISCREPANCIES TO BE REPORTED TO ARCHITECT BEFORE COMMENCEMENT OF WORKS.




PROVIDE ONE HOUR FIRE RESISTING INTUMESCENT PAINT TO ALL STEEL STRUCTURAL MEMBERS PRIOR TO CONTINUING MASONRY OR TIMBER WORK CONSTRUCTION. ALL FIRE RESISTING FINISH TO BE APPROVED BY THE LOCAL BUILDING INSPECTOR AND TO BE INSTALLED STRICTLY IN ACCORDANCE WITH THE PAINT MANUFACTURER'S WRITTEN RECOMMENDATIONS.

ALL FLOOR LEVELS TO BE FLUSH THROUGHOUT

REVISIONS:

21.11.2017 Issued for Tender

NOTES:

-  Root zone to be protected where possible, refer to arboricultural survey and method statement
 -  Existing tree to be removed
- All landscape works to be carried out in accordance with the Arboricultural Method Statement and tree protection plans.
-  Red line indicates ownership boundary

PROJECT:
 THE GARDEN HOUSE

DRAWING TITLE:
 EXISTING SITE PLAN

STATUS:
 TENDER

NOTE:

Do not scale from the drawing. Any discrepancies to be reported to the architect.

All dimensions will be taken on site prior to ordering and construction.

Copyright remains with the architect. This drawing is to be read in conjunction with the specification and all other relevant drawings.

**JAMES
 GORST
 ARCHITECTS**

16a Crane Gove
 London
 N7 8NN
 t 020 7336 7140
 f 020 7336 7150
 e info@jamesgorstarchitects.com

SCALE: 1:200 (A3)	DRAWING NUMBER: EX GA 050	REVISION: T1
----------------------	------------------------------	-----------------