






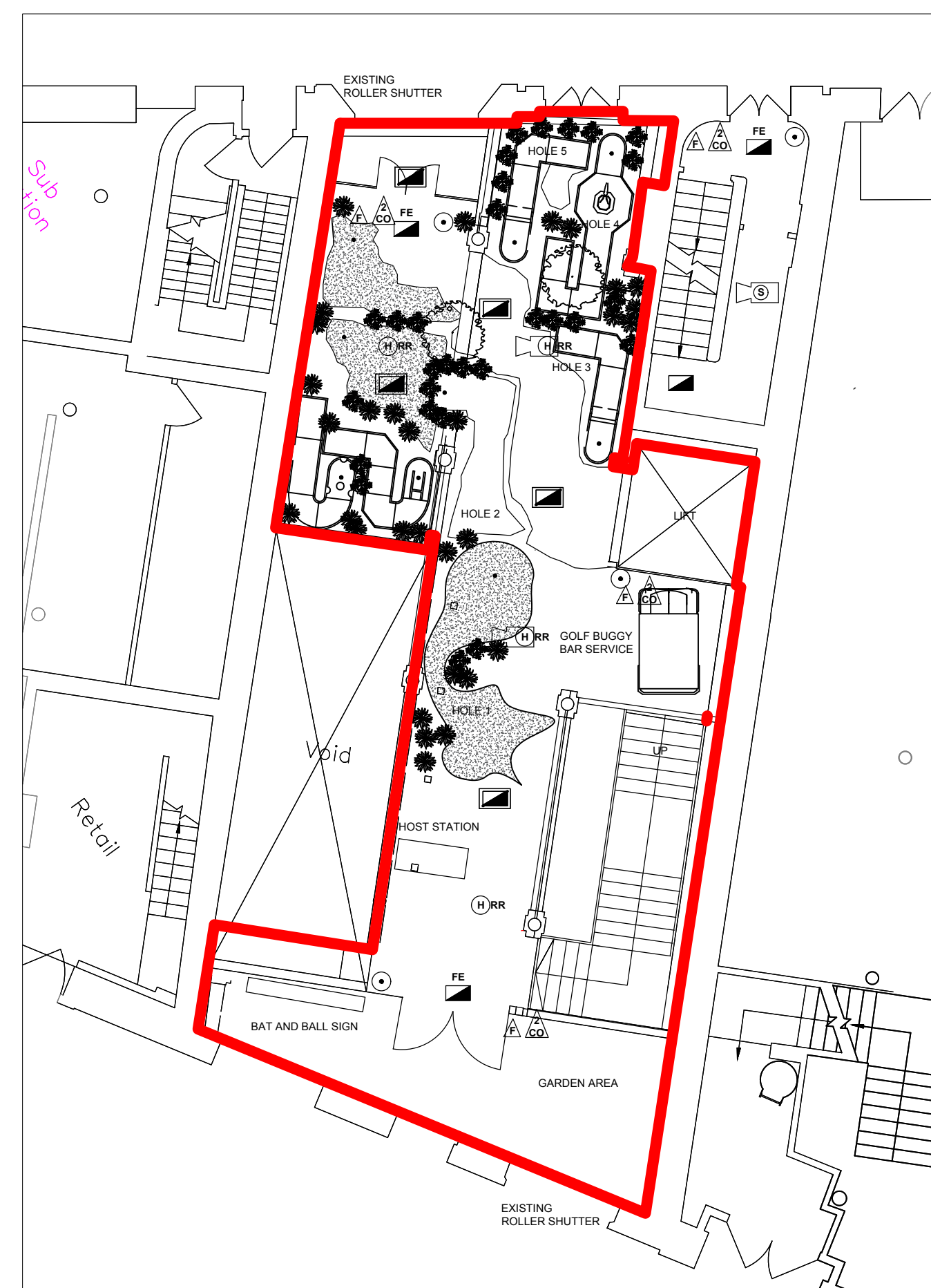
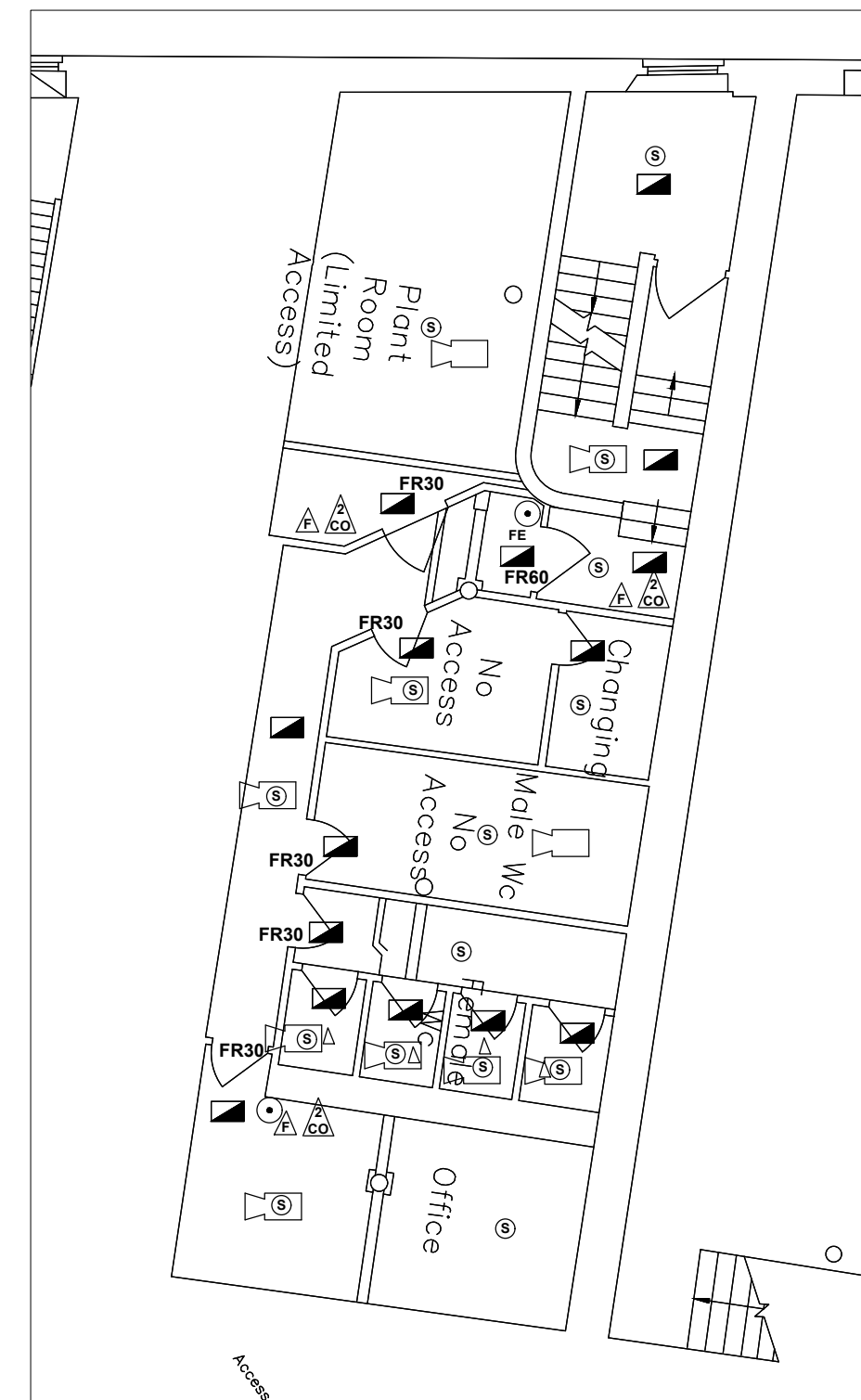


LEGEND EMERGENCY FITTINGS			
	MAINTAINED 8 WATT LED LUMINAIRE. BY R&S ROBERTSONS TEL:- 07919477458 IAN	FR30 FR60	30 - 60 MIN PROTECTION FIRE DOOR TO FULLY COMPLY WITH B.S SEE DESIGNERS DETAILS
	8 WATT MAINTAINED FIRE EXIT LUMINAIRE (FIRE ESCAPE SIGN) GLASS BLADE SUSPENDED ON CHAIN (BRUSHED STAINLESS FINISH) BY R&S TEL:- 07919477458 IAN	H RR	HEAT RATE RISE DETECTOR
	NON MAINTAINED 8 WATT Non Maintained Emergency LED Downlight Ref: 2320164. BY R&S ROBERTSONS TEL:- 07919477458 IAN (WP) EXTERIOR VERSION	S	OPTICAL SMOKE DETECTOR
	FIRE EXTINGUISHER CO2	•	CALL POINT
	FIRE EXTINGUISHER FOAM	☐	SOUNDER WITH BEACON
	FIRE BLANKET	FH RR	FIXED HEAT RATE RISE DETECTOR
	BEACON TO CONNECT TO DRAW STING PULL IN MOB W.C	▲	FLASHING BEACON TO BE CONNECTED TO ALARM SYSTEM



GROUND FLOOR SCALE 1:100



FIRST FLOOR SCALE 1:100

PLEASE NOTE -

FIRE PANEL LOCATION INDICATED REAR OF UNIT T.B.C

FLASHING BEACON LOCATED TO REAR ENTRIES AND LINKED TO TENANT FIP

LANDLORD AND TENANT INTERFACES TO BE APPLIED TO SOUND SYSTEMS FOR ISOLATION

AUTOMATIC DETECTION SYSTEM L1+M AND SOUNDERS THROUGHOUT CONTRACTOR TO ENSURE APPLIED TO ALL VOIDS AND INTERNALS OF BULK HEADS

REDLINE OUTLINE INDICATES AREAS OF LICENSED ACTIVITIES

Emergency Lighting: emergency lighting is in compliance with BS5266 Part 1, Category M2 and will provide maintained emergency lighting for 3 hours duration.

Fire alarm to be installed as an L1 system by proposed contractor

Fire Alarm: the proposed fire alarm will be in accordance with BS5839 Part 1 and BS9999 and installations will be LPC approved and undertaken by an LPC approved installer to LPS 1014.



BASEMENT FLOOR SCALE 1:100

DISCLAIMER
USE ONLY WITHIN OR CALCULATED DIMENSIONS
DO NOT SCALE. THIS DRAWING MUST ONLY BE USED FOR THE PURPOSES INTENDED.
ALL DIMENSIONS MUST BE CONFIRMED ON SITE.
THIS DRAWING IS ISSUED WITH ONE AND IS NOT INTENDED FOR USE IN MANUFACTURE.
ALL DRAWINGS ARE TO BE READ IN CONJUNCTION WITH RELEVANT SPECIFICATIONS AND DETAILS.
ANY DISCREPANCIES OR CONFLICTS BETWEEN ALL DRAWINGS MUST BE DRAWN TO THE ATTENTION OF THE DESIGNER FOR CLARIFICATION.
THE DRAWING IS COPYRIGHT AND NO PART OF IT MAY BE REPRODUCED WITHOUT THE WRITTEN CONSENT OF THE DESIGNER.
ALL DRAWINGS WHERE REQUIRED ARE SUBJECT TO THE APPROVAL OF A STRUCTURAL ENGINEER. THE DESIGNATED STRUCTURAL ENGINEER TO PROVIDE APPROPRIATE CALCULATIONS AND DETAILS.
THE DRAWING IS COPYRIGHT AND NO PART OF IT MAY BE REPRODUCED WITHOUT THE WRITTEN CONSENT OF THE DESIGNER.
MATERIALS NOT A COMPANY'S PROPERTY WITH NO DESIGNER'S SIGNATURE OR INITIALS SHOULD NOT BE USED ON SPECIFIED IN THE PROJECT.
THIS DRAWING AND THE DETAILS THEREON DO NOT CONSTITUTE AN INSTRUCTION.

client
BAT AND BALL

job title
COVENT GARDEN
LONDON

drawing title
LICENSING LAYOUT PLAN

scale @ A1

date MARCH 24 drawn by

drg. no.
BB CG_1020_02

PHONE 07766883798
W: WWW.COLLECTIVE-DESIGN.CO.UK
E: SIMON@COLLECTIVE-DESIGN.CO.UK
A: BALTIC 39
39 HIGH BRIDGE STREET
NEWCASTLE UPON TYNE
NE1 1EW

