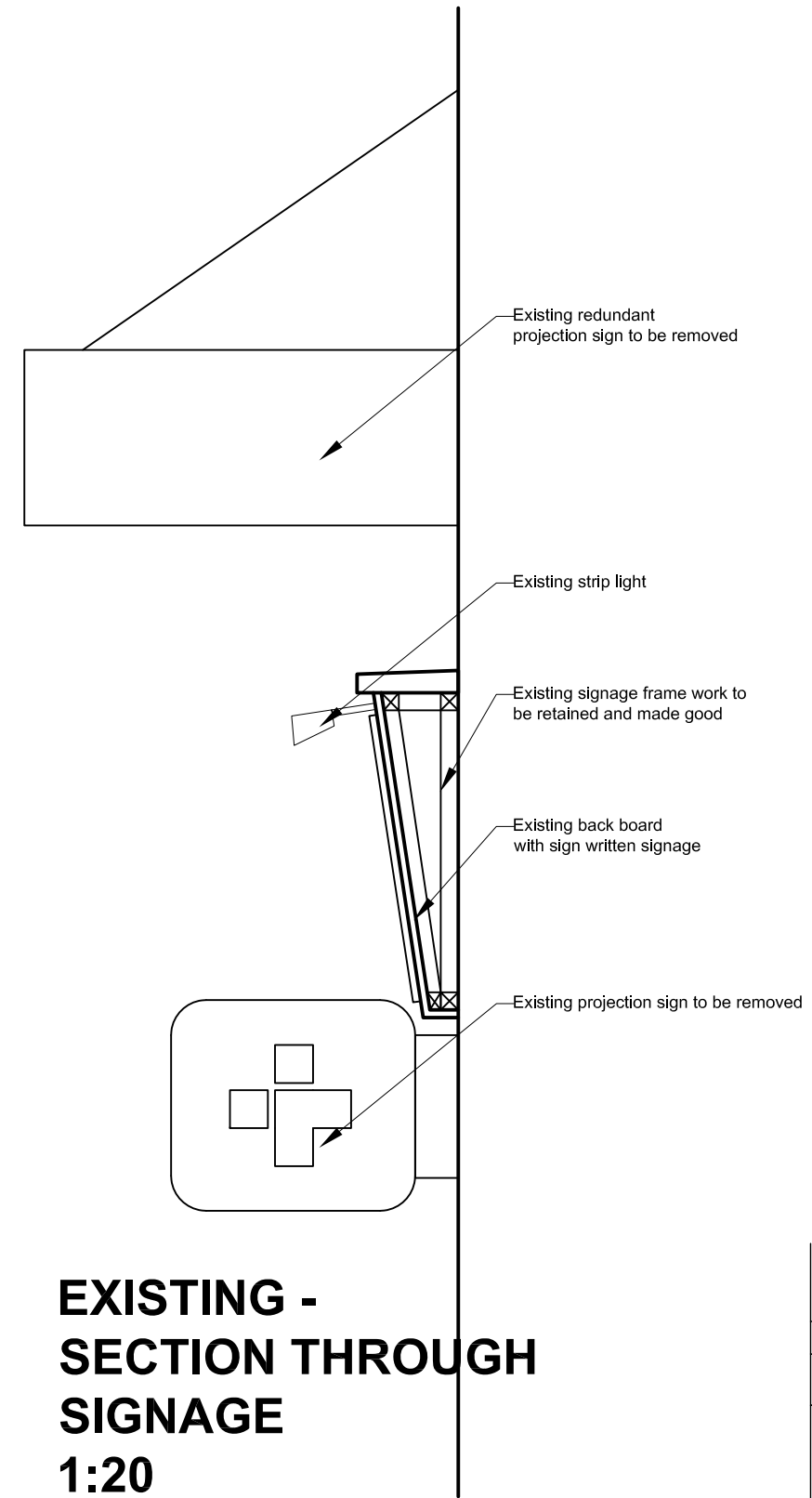
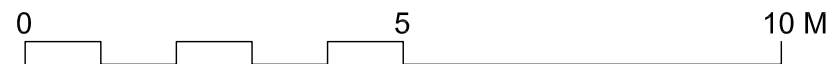




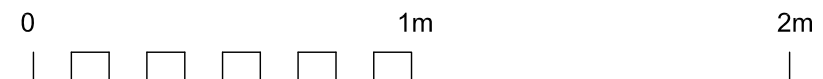
NORTH-EAST ELEVATION (EXISTING)



NORTH-WEST ELEVATION (EXISTING)



**EXISTING -
SECTION THROUGH
SIGNAGE
1:20**



Rev	Date	Notes
A	27.06.24	Section added

LBF Architects

11 Burford road, Stratford, E15 2ST - Tel: 0207 536 2100

Project:
81 Grays Inn Road,
London
WC1X 8TP

Client:

Drawing:
EXISTING ELEVATIONS

Scale:	Drawn:	Checked:	Date:
1:100@A3		BL	June 24

Drg no:	Rev:
2024-031-002	A.

ALL DIMENSIONS TO BE CHECKED ON SITE.
REFER ANY DISCREPANCIES TO ARCHITECT. THIS DRAWING IS SUBJECT TO COPYRIGHT.