





- 1 This drawing is to be read in conjunction with all relevant architects, engineers and specialists drawings and specifications.
- 2 Do not scale from this drawing in either paper or digital form. Use written dimensions only. To check drawing has been printed to the intended scale the above bar should be 100mm long
- 3 All demolition drawings are to be read in conjunction with proposed plans
- 4 Assume all edges of RC are to be disc-cut UNO  
Where edges of slab are to be demolished, floors are to be disc cut to face of nearest beam if applicable. Where slabs are supported on Slimflor beams, care to be taken to ensure no steel of the beam is cut
- 5 Care to be taken not to cut / adversely affect existing retained beams / columns while demolition is taking place. Contractor to undertake careful exploratory works and submit appropriate method statement to ensure retained structure is not damaged undertaking areas of demolition
- 6 Treat all cut concrete faces with Ronabond concrete repair system by Ronacrete, or similar concrete repair system
- 7 No demolition into RC foundation rafts allowed without prior engineer approval

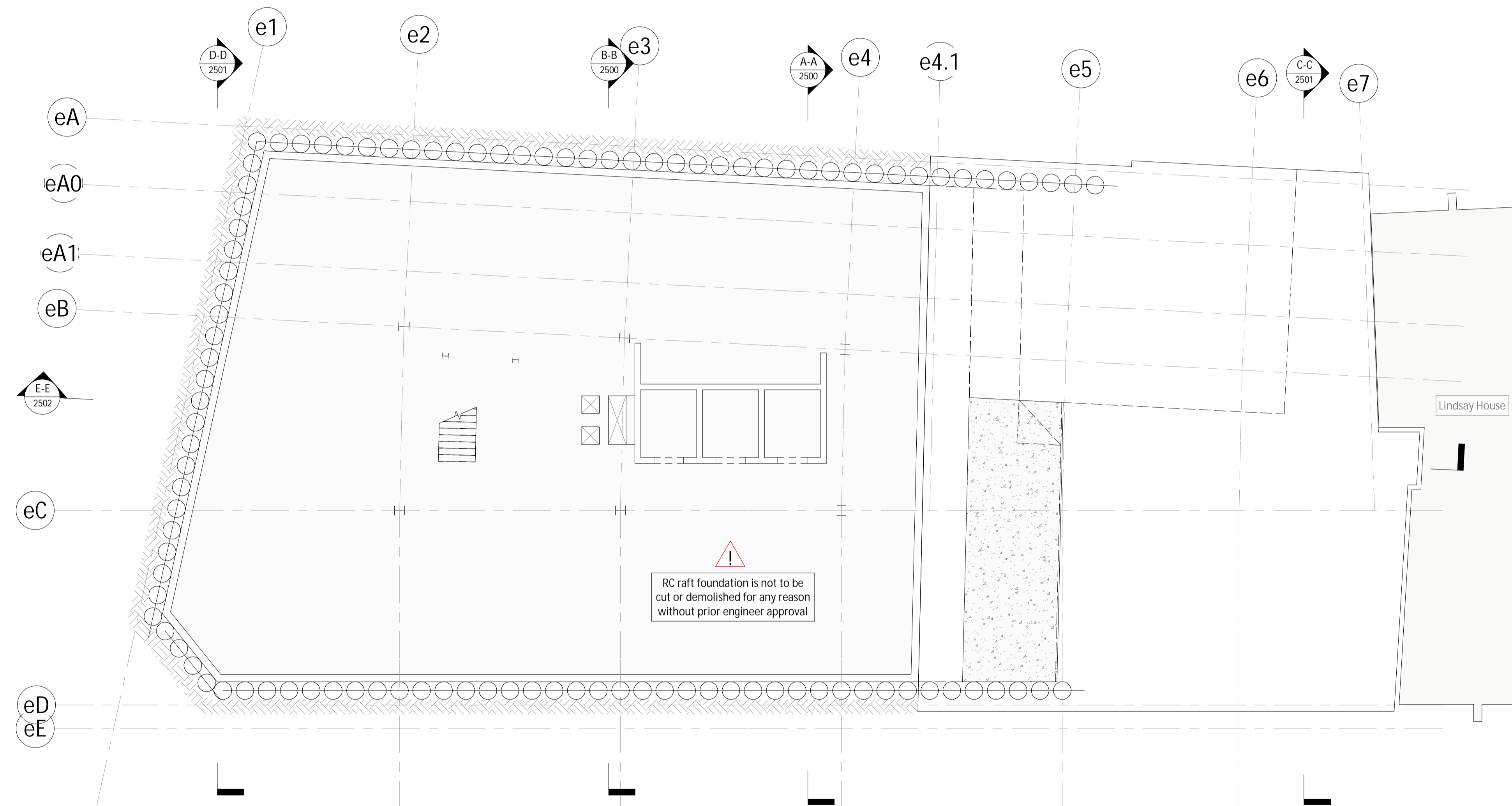
The existing structural information shown on these drawings is based on visual inspection of the building, limited opening up works and relevant archive information taken from WSP Graham Ltd historical construction status drawings. No intrusive investigations have been undertaken at stage 2. All details of the existing construction are subject to confirmation by the Contractor during the works on site. No materials are to be ordered until the relevant details and conditions are confirmed by the Contractor on site. Should the contractor discover any discrepancies between the assumed existing structure and what is found on site they should notify the engineer immediately, and await further instruction

All existing details shown are based on archive drawings and should be read in conjunction with WSP Graham Ltd Construction status drawings from project DP6110. No site investigations to verify the construction have been undertaken at stage 2. Materials, construction, framing and spans of existing slabs and walls to be confirmed by site investigations.

Slab levels shown in red have been derived from assumed finishes and are to be confirmed by site investigations.

**Demolition legend**

	Area of floor to be demolished
	Beam demolished / removed
	Column demolished / removed
	RC / Masonry wall demolished



Rev	Date	By	Eng	Amendment
P3	14.03.24	JW	ZG	For Planning
P2	12.09.23	JK	JM	Stage 2 Issue
P1	18.08.23	JK	JM	Stage 2 Draft Issue

**HEYNE TILLET STEEL** STRUCTURAL & CIVIL ENGINEERS  
<http://hts.uk.com/>

Job Name  
 151 Shaftsbury Avenue,  
 WC2H 8AL

Drawing Title  
**Demolition**  
**Sub Basement Plan**

Purpose of Issue Stage 2 Scale at A1 1 : 100

Drg No 2793-HTS-XX-B2-DR-S-2080

HTS Job No Suitability Rev **P3**