

51 Great Ormond Street
An initial schedule for fire upgrading of doors


May 2024




Sarah Khan RIBA SCA AABC MA GradDiplCons(AA)Dist




Roger Mears Architects
020 7359 8222



DOOR SCHEDULE NO 51

Door No.	Location	Reference Image/s	Description	Size	Ironmongery	Proposals	Comments	LBC Status
DB01	Basement door to front lightwell		Original door	-	Original	No change	-	-
DB02,03,04	Basement doors to stairwell		Modern doors	-	Modern	FD 30 with smoke seals and door closer required Replace with a new FD30 door with smoke seals, new 3 x fire-rated hinges with self-closing mechanism	These are modern doors of no significance; new doors should be acceptable	LBC required, likely to be granted
DB05,06	Basement doors to offices		Modern doors	-	Modern	No change	-	-
GD01GD02, GD10	Ground Floor Front doors and rear door to extension		Original doors	-	Original/traditional	No change	-	-
GG03,05	Ground floor doors from front and rear office to stairwell		Block up doors	-	-	Block up door	-	LBC required, likely to be granted
GD06,07	Ground Floor door to staircase		Modern doors	-	Modern	FD 30 with smoke seals and door closer required Replace with a new FD30 door with smoke seals, new 3 x fire-rated hinges with self-closing mechanism	These are modern doors of no significance; new doors should be acceptable	LBC required, likely to be granted
GD04,08-13	Ground Floor various doors		Modern doors	-	Modern	No change	-	-
FD01	First Floor Living room/ Stairwell		Original four panelled door with a quarter-round bead to panels, original surround and architrave.	830w x 2030h x 44 thick Panel thickness over 18mm	2 x Hinges possibly original. Door knob etc. modern.	Fix door shut. Gap below the bottom rail; hardwood lipping to be added to bottom of doors and paint to match. Any other gaps filled in. Intumescent coating to room side, panel beads do not need to be taken off for treatment.	As the door will be retained in-situ, it could be re-opened at a later date. This should be acceptable in Conservation terms. Intumescent coating is reversible.	LBC required, likely to be granted

Door No.	Location	Reference Image/s	Description	Size	Ironmongery	Proposals	Comments	LBC Status
FD02	First Floor Kitchen/ Dining		Original doors	850w x 2030h x 44 thick	Original/ traditional	No change	-	-
FD03	First Floor door Stairwell/Kitchen		Original four panelled door with a quarter-round bead to panels, original surround and architrave.	790w 2030h x 44 thick Panel thickness over 18mm	2 x Hinges old, could be original. Door knob on stairwell side is also historic and should be retained	FD 30 with smoke seals and door closer required Remove redundant ironmongery such as keyholes, and fill/repair. Route intumescent seals x3 length (white) Retain original hinges, add an 100mm additional brass fire-rated hinge with integrated door closer. Ease and adjust gaps. Intumescent coating to room side.	The existing historic door is retained and repaired. Door closer hinge is unintrusive and requires minimal holes for fixing. Introduction of seals requires some minimal chases. Hinges are old, but not of high significance, could be retained or replaced. Intumescent coating is reversible.	LBC required, likely to be granted - replacement of hinges to be checked with conservation officer
FD04	First Floor door to Bathroom		Original door	-	Original hinges and ironmongery	No change	-	-
SD01	Second Floor hall		Modern door. Four panelled from stairwell side, a large flat plan planted on the two top panels on the hall side. Architrave is also modern. Smoke seals around the door.	760w x 1950h x 30 thick	Modern hinges and ironmongery. Modern overdoor closer	FD 30 with smoke seals and door closer required Door is too thin to achieve FD30. Door should be replaced with a new panelled FD30 door with smoke seals and new 3 x fire-rated hinges, and self-closing mechanism for additional protection	If replacing with a more appropriately designed panelled door that achieves FD30 with smoke seals and unintrusive door closer, it would be considered a positive change	LBC required, likely to be granted
SD02	Second Floor door to Kitchen		Original door, two panels, no beads	825w x 2020h x 44 thick Panel thickness over 18mm	2 x Older hinges and ironmongery	FD 30 with smoke seals required Route intumescent seals x3 length (white). Retain original hinges, add an 100mm additional brass fire-rated hinge with integrated door closer. Ease and adjust gaps. Intumescent coating to room side. Add threshold to fill gap, gloss paint to match. Intumescent coating to room side.	The existing historic door is retained and repaired. Door closer hinge is unintrusive and requires minimal holes for fixing. Introduction of seals requires some minimal chases. Hinges are old, but not of high significance, could be retained or replaced. Intumescent coating is reversible.	LBC required, likely to be granted - replacement of hinges to be checked with conservation officer

Door No.	Location	Reference Image/s	Description	Size	Ironmongery	Proposals	Comments	LBC Status
SD05-06	Second Floor door to Kitchen and Bathroom		Original door	-	Traditional hinges	No change	-	-
SD04	Second Floor door to bedroom/ hall		Original door, two panels, no beads	850w x 2020h x 44 thick Panel thickness over 18mm	Modern ironmongery. 2 x Hinges are older	FD 30 with smoke seals required Route intumescent seals x3 length (white). Retain original hinges, add an 100mm additional brass fire-rated hinge with integrated door closer. Ease and adjust gaps. Intumescent coating to room side. Add threshold to fill gap, gloss paint to match. Intumescent coating to room side.	The existing historic door is retained and repaired. Door closer hinge is unintrusive and requires minimal holes for fixing. Introduction of seals requires some minimal chases. Hinges are old, but not of high significance, could be retained or replaced. Intumescent coating is reversible.	LBC required, likely to be granted - replacement of hinges to be checked with conservation officer
TD01	Third Floor door Shower room		Original door, two panels, no beads. Original simple door frame with a 'bead' architrave'	79w x 1770h x 30 thick Panel thickness is between 6-9mm	Modern ironmongery. 2 x Hinges are older	FD 30 with smoke seals required Route intumescent seals x3 length (white). Retain original hinges, add an 100mm additional brass fire-rated hinge with integrated door closer. Ease and adjust gaps. Intumescent coating to room side. Add threshold to fill gap, gloss paint to match. Intumescent coating to room side, intumescent paper on panels.	The existing historic door is retained and repaired. Door closer hinge is unintrusive and require minimal holes for fixing. Introduction of seals requires some minimal chases. Hinges are old, but not of high significance. Intumescent coating and paper is reversible.	LBC required, likely to be granted - replacement of hinges to be checked with conservation officer
TD02	Third Floor door Kitchen		Original door, two panels, no beads. Original simple door frame with a 'bead' architrave'	75w x 1770h x 30 thick Panel thickness is between 6-9mm	Modern ironmongery. 2 x Hinges are older	FD 30 with smoke seals required Route intumescent seals x3 length (white). Retain original hinges, add an 100mm additional brass fire-rated hinge with integrated door closer. Ease and adjust gaps. Intumescent coating to room side. Add threshold to fill gap, gloss paint to match. Intumescent coating to room side, intumescent paper on panels.	ditto	LBC required, likely to be granted - replacement of hinges to be checked with conservation officer

Door No.	Location	Reference Image/s	Description	Size	Ironmongery	Proposals	Comments	LBC Status
TD03	Third Floor door Bedroom		Original door, two panels, no beads. Original simple door frame, though architrave is later/ possibly modern	80w x 1810h x 30 thick Panel thickness is between 6-9mm	Modern ironmongery. 2 x Hinges are older	FD 30 with smoke seals required Route intumescent seals x3 length (white). Retain original hinges, add an 100mm additional brass fire-rated hinge with integrated door closer. Ease and adjust gaps. Intumescent coating to room side. Add threshold to fill gap, gloss paint to match. Intumescent coating to room side, intumescent paper on panels.	The existing historic door is retained and repaired. Door closer hinge is unintrusive and require minimal holes for fixing. Introduction of seals requires some minimal chases. Hinges are old, but not of high significance. Intumescent coating and paper is reversible.	LBC required, likely to be granted - replacement of hinges to be checked with conservation officer