











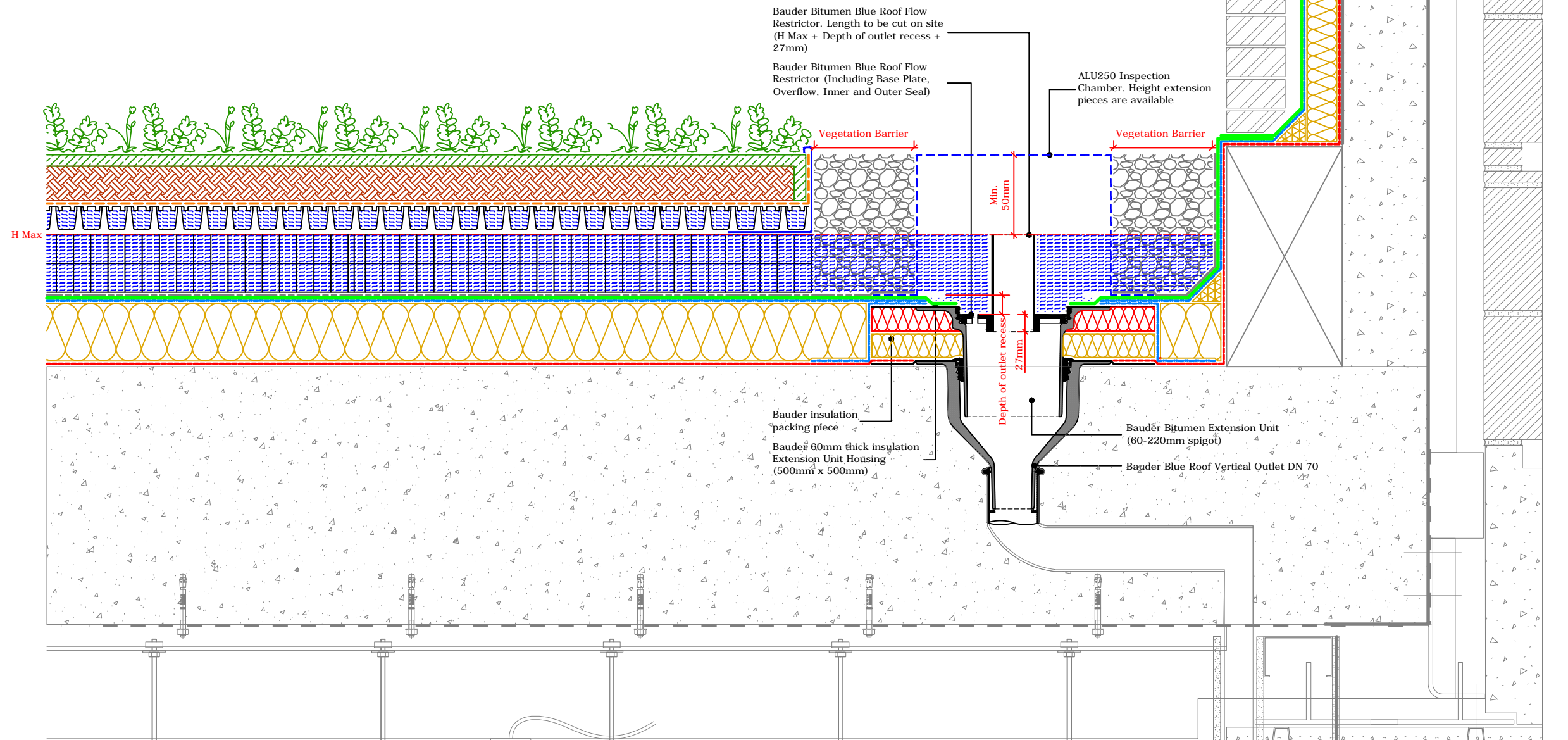


- Key**
-  Bauder Capping Sheet (For all Green Roof details use Bauder Root Resistant Cap Sheet)
  -  Bauder Underlayer
  -  Bauder Air And Vapour Control Layer (Use Bauder Self Adhered Vapour Control Layer on Combustible Substrates)
  -  Bauder Filter Fleece
  -  Bauder FA-TE Insulation (BauderROCK to Upstands)
  -  Bauder Insulated Fillet
  -  Bauder Attenuation Cell 100
  -  DSE40 Drainage Board (Refer to the specification for the correct board to be used)
  -  AL150 Edge / Drainage trim. Secured in place by separate pieces of torch applied Bauder Plant-E Capping Sheet. For vegetation/substrate build-up depths greater than 150mm, a bespoke perforated edge/drainage trim is required.
  -  Water
  -  Intensive / Extensive Substrate
  -  Ballast  $\geq 20-40$  Rounded Stone  
Weight Of Ballast  $\geq 80\text{kg/m}^2$

TBA\_1A-BAU-Z1-RF-DR-Y-000004



Bespoke Detail 553

TBA\_1A-BAU-Z0-RF-DR-Y-000004

**IMPORTANT NOTES:**

1. Do not scale to ascertain dimensions.
2. All dimensions to be checked and verified on site prior to commencement of work.
3. This drawing is to be read in conjunction with the specification and associated drawings.
4. This detail is a guideline only, representing typical detailing conditions and illustrate the correct application of the above Bauder System. It may be necessary to modify this detail to suit specific project design constraints and conditions.
5. Refer to the Bauder Specification for the product description and method of application. For clarity the method of attachment has not been shown.
6. Provision should be made by the installer for mechanically fixing the top leading edge of all upstand details in excess of 250mm in height using appropriate fasteners.

| Rev No. | Date     | Description           | Sig. | Contract Name:       | Apex Building  |
|---------|----------|-----------------------|------|----------------------|----------------|
| A       | 11.08.21 | Membrane Termination  | CD   |                      |                |
| B       | 12.04.23 | Packer Height Reduced | KJT  | Contract No: B203537 |                |
|         |          |                       |      | Drawing No: D-004    |                |
|         |          |                       |      | Scale: NOT TO SCALE  |                |
|         |          |                       |      | Drawn By: G.D        | Date: 11.06.21 |



**UK OFFICE**  
 Bauder Limited  
 70 Landseer Road,  
 Ipswich,  
 Suffolk, IP3 0DH,  
 England.  
 T: +44 (0)1473 257671  
 F: +44 (0)1473 230761  
 E: technical@bauder.co.uk  
 bauder.co.uk

**IRELAND OFFICE**  
 Bauder Limited  
 O'Duffy Centre, Cross  
 Lane, Carrickmacross,  
 Co. Monaghan,  
 Ireland.  
 T: +353 (0)42 9692 333  
 F: +353 (0)42 9692 839  
 E: technical@bauder.ie  
 bauder.ie