


LOCATION PLAN
(1:1250)



VIEW FROM EUSTON ROAD - LHS



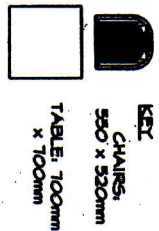
VIEW FROM EUSTON ROAD - FRONT ELEVATION



VIEW FROM EUSTON ROAD - RHS

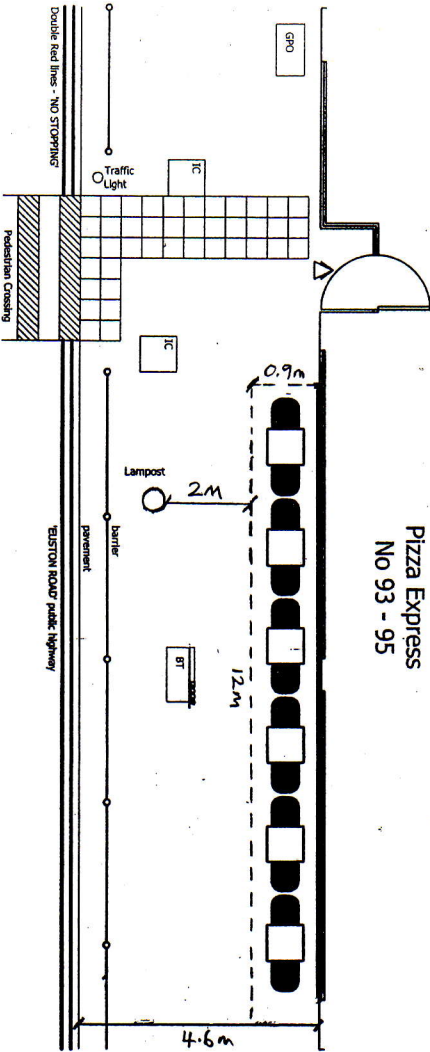


VIEW FROM EUSTON ROAD - FRONT ELEVATION



KEY
CHAIRS,
550 x 550mm
TABLE, 1000mm
x 1000mm

NOTES:
ALL FIGURED DIMENSIONS MUST BE CHECKED ON SITE PRIOR TO MANUFACTURE OF FITTINGS, ORDERING OF MATERIALS AND EQUIPMENT AND COMMENCING ON SITE.
ANY CONFLICTING INFORMATION FOUND ON THE DRAWING MUST BE REPORTED FOR CLARIFICATION.
ALL MATERIALS AND WORKMANSHIP TO BE IN ACCORDANCE WITH RELEVANT AND CURRENT BRITISH STANDARDS AND CODES OF PRACTICE.
REVISIONS:
1. - 14/04/08 - A1
BARRIERS ADDED TO SEATING AREA.
2. - 24/04/08 - A1
ORIGINAL TABLE LAYOUT REINTEGRATED, DENSER MADE LARGER TO ALLOW CUSTOMER ACCESS TO TABLES.
3. - 14/04/08 - D5
2X0 CHAIRS PER TABLE ALIGNED WITH THE WINDOW.



PLAN
(1:100)



Amperand Associates Limited
Retail Design, Planning and
Project Management Services
Email: info@amperand-associates.com
Web site: www.amperand-associates.com

CONTRACT
PIZZA EXPRESS
93-95 Euston Rd (Clifton House)
LONDON
NW1 2RA

DRAWING
Pavement Licence Plan

SCALE: 1:100 @ A3
DATE: 29.01.08
DRAWN: blp/maz/nml / LT2006
DRAWING NO: 5476_01
REV: C