

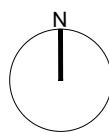


SCALE BAR CALCULATOR IN METERS

1:10	0.25m	0.5m
1:20	0.5m	1.0m
1:50	1.0m	2.0m
1:100	2.0m	4.0m
1:200	4.0m	8.0m
1:500	10.0m	20.0m
1:1250	25.0m	50.0m

○ FC : XXXX = Floor to Ceiling height
 (D-G-01) Door number (W-1-01) Window number
 All dimensions to be checked on site before construction commences
 All dimensions may be subject to human error.

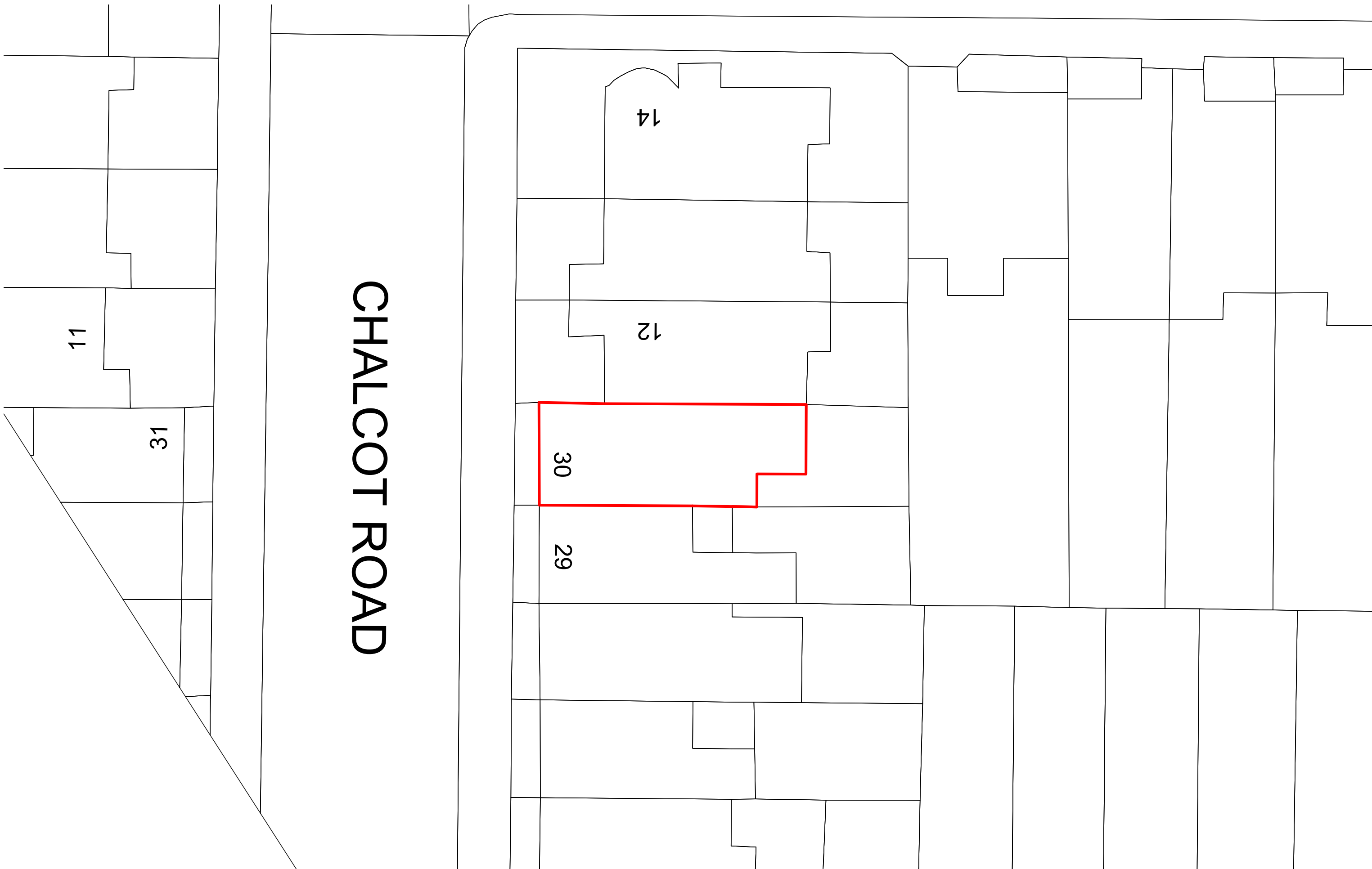
Notes
 Demolish
 Remove



WELLSTUDIO

Worlds End Studios
 132-134 Lots Road
 London, SW10 0RJ
 T: 020 3983 6100
 info@wellstudioarchitecture.co.uk
 www.wellstudioarchitecture.co.uk

CLIENT	TITLE	DATE	JOB NO	DRAWING NO	CHECKED BY	REVISION NUMBER
AFLUX_DESIGNS_LIMITED	LOCATION_PLAN	07.12.2023	WS184	001	TM	-
PROJECT	SHEET SIZE	SCALE	STATUS	DRAWN BY	REVISION DATE	
30_CHALCOT_ROAD	A3	1:1250	PLANNING	SA	-	

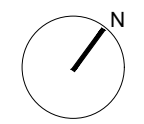


CHALCOT ROAD

SCALE BAR CALCULATOR IN METERS

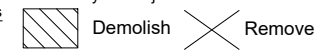
1:10	0.25m	0.5m
1:20	0.5m	1.0m
1:50	1.0m	2.0m
1:100	2.0m	4.0m
1:200	4.0m	8.0m
1:500	10.0m	20.0m
1:1250	25.0m	50.0m

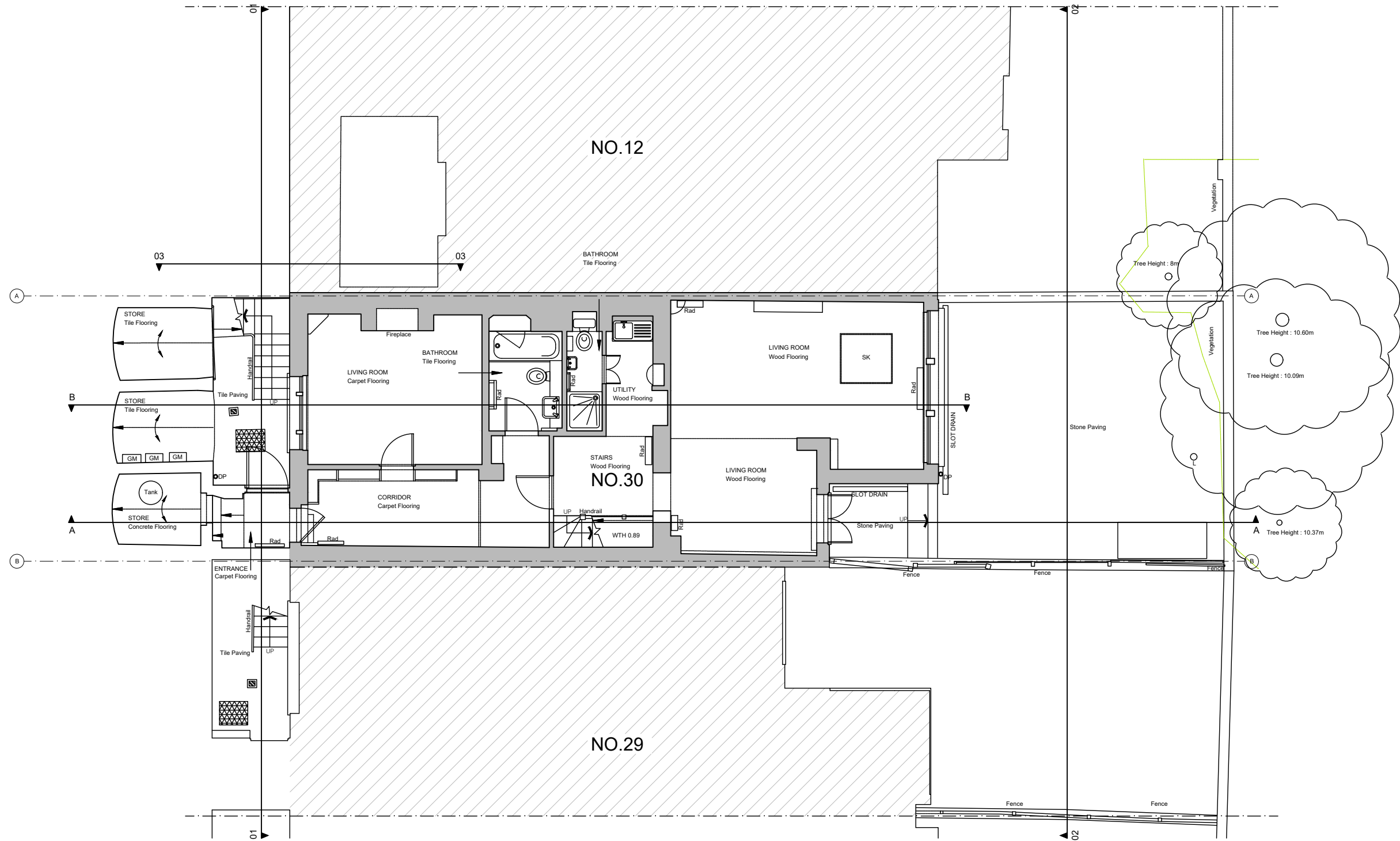
○ FC : XXXX = Floor to Ceiling height
 [D-01] Door number [W1-01] Window number
 All dimensions to be checked on site before construction commences
 All dimensions may be subject to human error.
 Notes



WELLSTUDIO
 Worlds End Studios
 132-134 Lots Road
 London, SW10 0RJ
 T:020 3983 6100
 info@wellstudioarchitecture.co.uk
 www.wellstudioarchitecture.co.uk

CLIENT	TITLE	DATE	JOB NO	DRAWING NO	CHECKED BY	REVISION NUMBER
AFLUX_DESIGNS_LIMITED	BLOCK_PLAN	07.12.2023	WS184	002	TM	-
PROJECT	SHEET SIZE	SCALE	STATUS	DRAWN BY	REVISION DATE	
30_CHALCOT_ROAD	A3	1:200	PLANNING	SA	-	

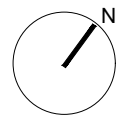




SCALE BAR CALCULATOR IN METERS

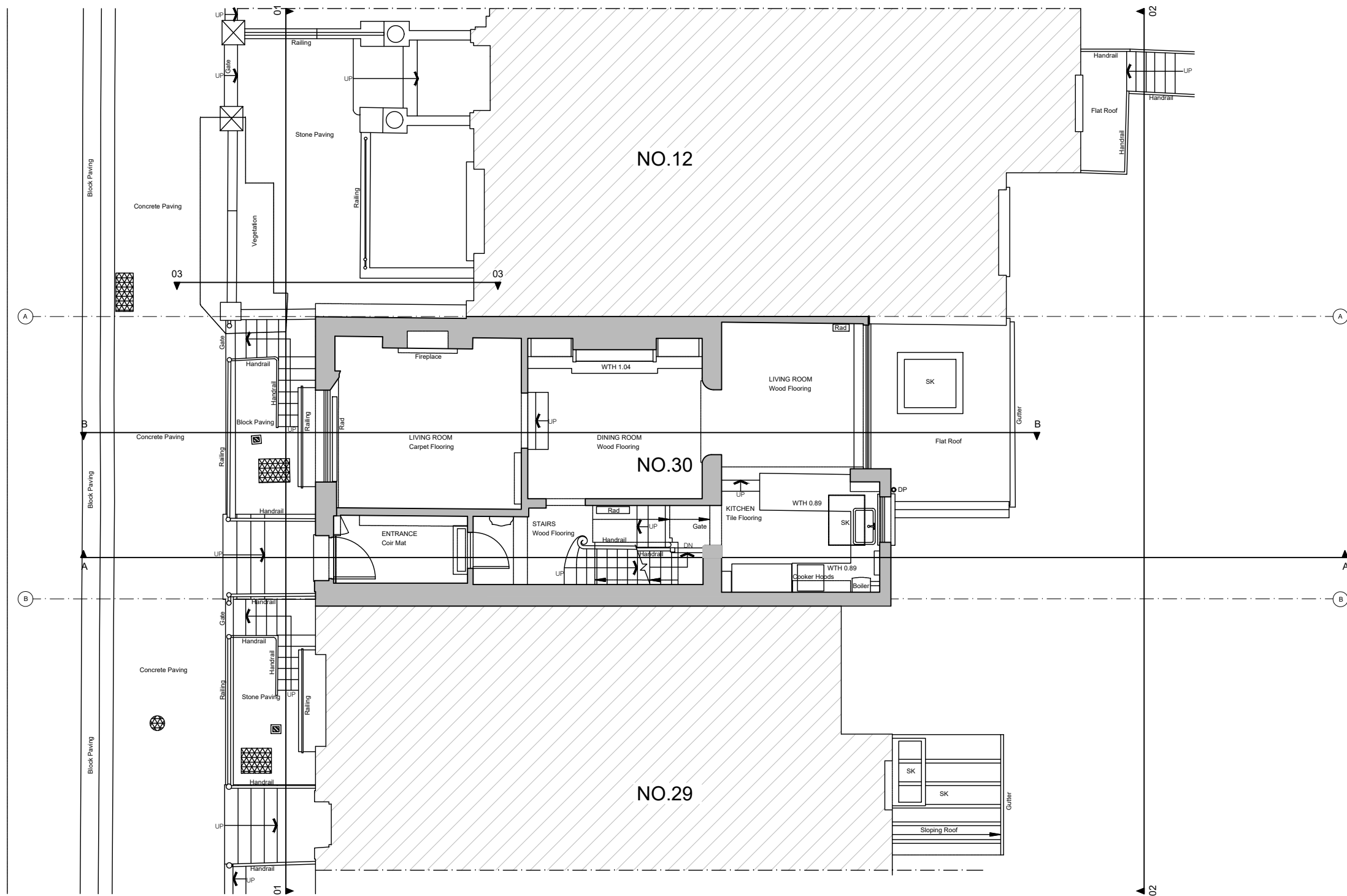
1:10	0.25m	0.5m
1:20	0.5m	1.0m
1:50	1.0m	2.0m
1:100	2.0m	4.0m
1:200	4.0m	8.0m
1:500	10.0m	20.0m
1:1250	25.0m	50.0m

○ FC : XXXX = Floor to Ceiling height
 (D-G-01) Door number (W-1-01) Window number
 All dimensions to be checked on site before construction commences
 All dimensions may be subject to human error.
 Notes
 [Hatched Box] Demolish [Crossed Box] Remove



WELLSTUDIO
 Worlds End Studios
 132-134 Lots Road
 London, SW10 0RJ
 T:020 3983 6100
 info@wellstudioarchitecture.co.uk
 www.wellstudioarchitecture.co.uk

CLIENT	TITLE	DATE	JOB NO	DRAWING NO	CHECKED BY	REVISION NUMBER
AFLUX_DESIGNS_LIMITED	EXISTING_LGF_PLAN	06.12.2023	WS184	003	TM	-
PROJECT	SHEET SIZE	SCALE	STATUS	DRAWN BY	REVISION DATE	
30_CHALCOT_ROAD	A3	1:100	PLANNING	SA	-	

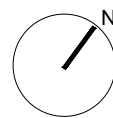


SCALE BAR CALCULATOR IN METERS

1:10	0.25m	0.5m
1:20	0.5m	1.0m
1:50	1.0m	2.0m
1:100	2.0m	4.0m
1:200	4.0m	8.0m
1:500	10.0m	20.0m
1:1250	25.0m	50.0m

○ FC : XXXX = Floor to Ceiling height
 (D-G-01) Door number (W1-01) Window number
 All dimensions to be checked on site before construction commences
 All dimensions may be subject to human error.

Notes
 Demolish
 Remove



WELLSTUDIO

Worlds End Studios
 132-134 Lots Road
 London, SW10 0RJ
 T:020 3983 6100
 info@wellstudioarchitecture.co.uk
 www.wellstudioarchitecture.co.uk

CLIENT
 AFLUX_DESIGNS_LIMITED

PROJECT
 30_CHALCOT_ROAD

TITLE
 EXISTING_GF_PLAN

DATE
 06.12.2023

SHEET SIZE
 A3

JOB NO
 WS184

SCALE
 1:100

DRAWING NO
 004

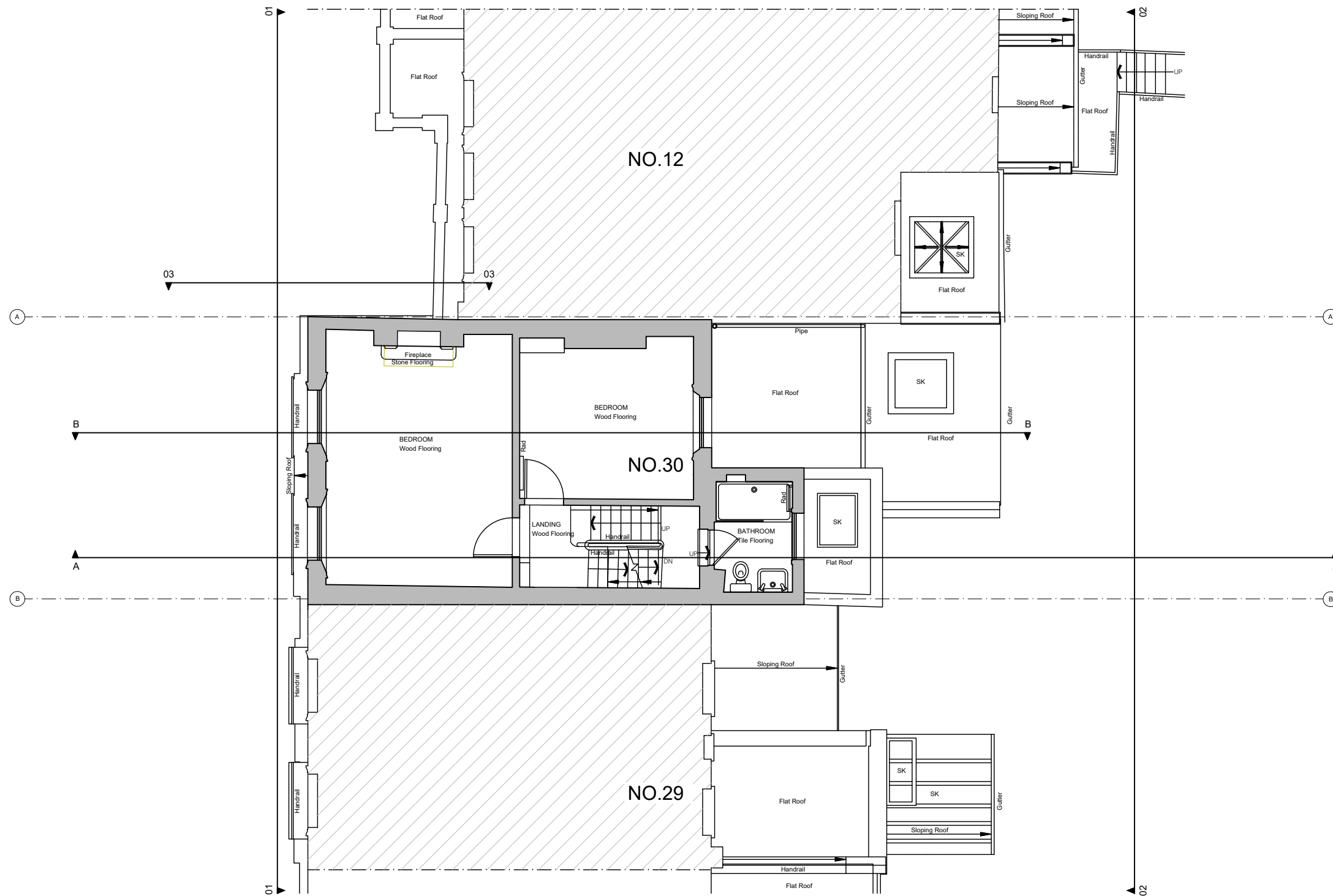
STATUS
 PLANNING

CHECKED BY
 TM

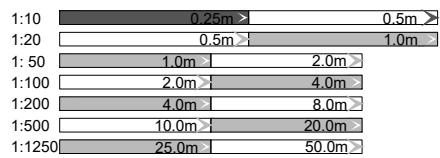
DRAWN BY
 SA

REVISION NUMBER
 -

REVISION DATE
 -

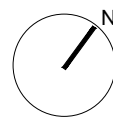


SCALE BAR CALCULATOR IN METERS



○ FC : XXXX = Floor to Ceiling height
 (D-G-01) Door number (W1-01) Window number
 All dimensions to be checked on site before construction commences
 All dimensions may be subject to human error.

Notes
 Demolish
 Remove



WELLSTUDIO

Worlds End Studios
 132-134 Lots Road
 London, SW10 0RJ
 T:020 3983 6100
 info@wellstudioarchitecture.co.uk
 www.wellstudioarchitecture.co.uk

CLIENT
 AFLUX_DESIGNS_LIMITED

TITLE
 EXISTING_1F_PLAN

DATE
 06.12.2023

JOB NO
 WS184

DRAWING NO
 005

CHECKED BY
 TM

REVISION NUMBER
 -

PROJECT
 30_CHALCOT_ROAD

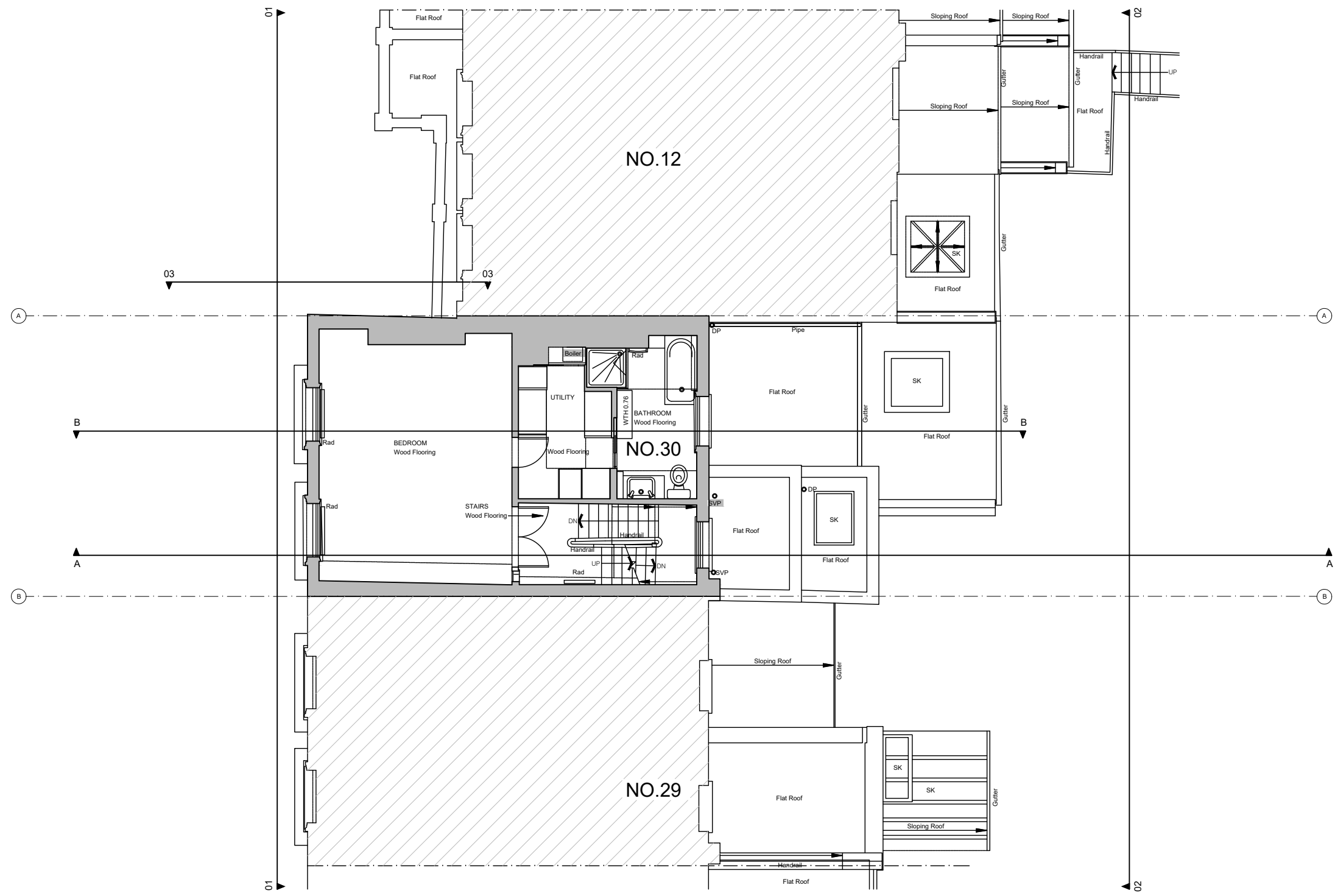
SHEET SIZE
 A3

SCALE
 1:100

STATUS
 PLANNING

DRAWN BY
 SA

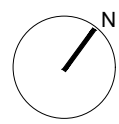
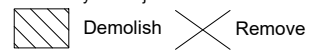
REVISION DATE
 -



SCALE BAR CALCULATOR IN METERS

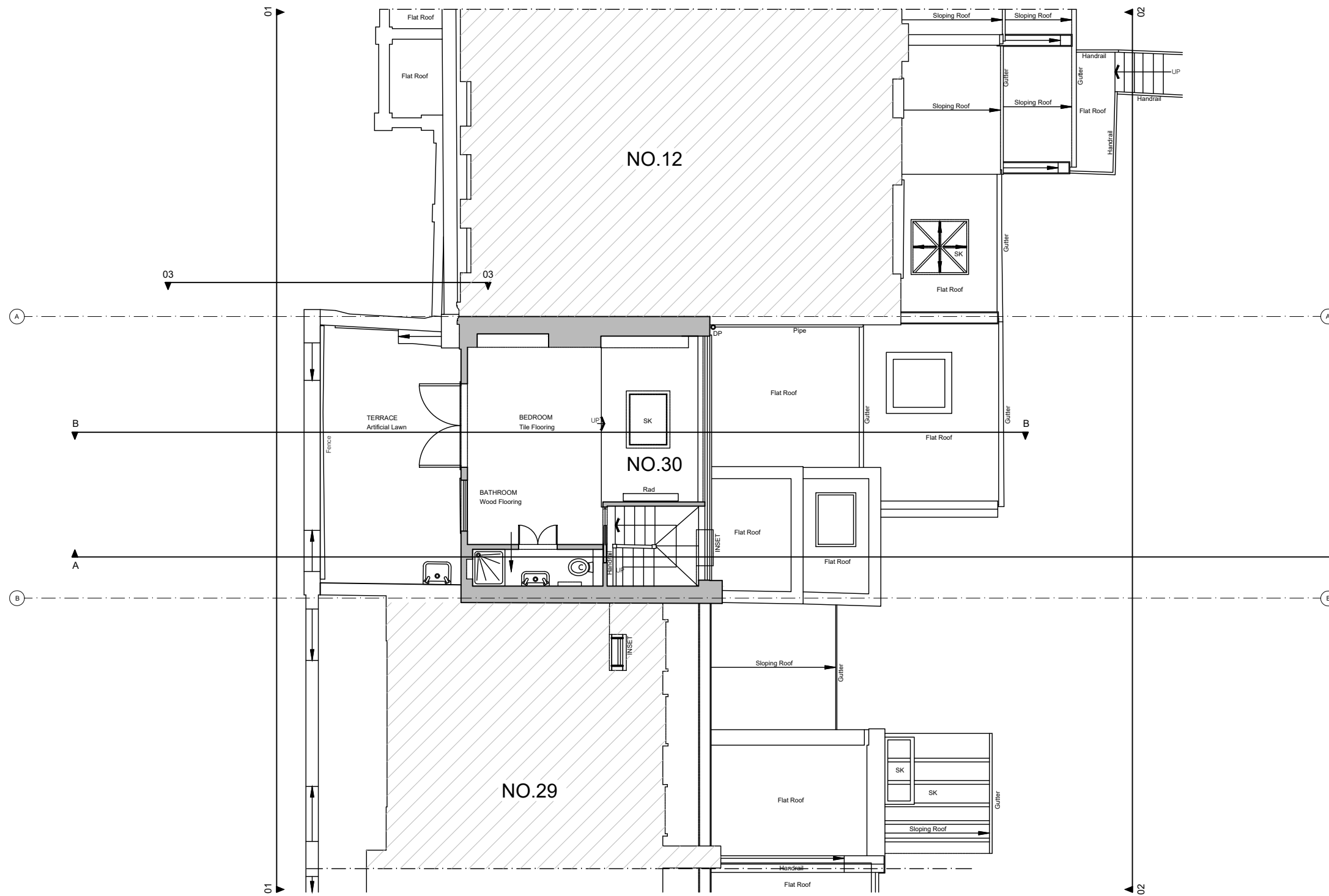
1:10	0.25m	0.5m
1:20	0.5m	1.0m
1:50	1.0m	2.0m
1:100	2.0m	4.0m
1:200	4.0m	8.0m
1:500	10.0m	20.0m
1:1250	25.0m	50.0m

○ FC : XXXX = Floor to Ceiling height
 (D-G-01) Door number (W1-01) Window number
 All dimensions to be checked on site before construction commences
 All dimensions may be subject to human error.
 Notes



WELLSTUDIO
 Worlds End Studios
 132-134 Lots Road
 London, SW10 0RJ
 T:020 3983 6100
 info@wellstudioarchitecture.co.uk
 www.wellstudioarchitecture.co.uk

CLIENT	TITLE	DATE	JOB NO	DRAWING NO	CHECKED BY	REVISION NUMBER
AFLUX_DESIGNS_LIMITED	EXISTING_2F_PLAN	06.12.2023	WS184	006	TM	-
PROJECT	SHEET SIZE	SCALE	STATUS	DRAWN BY	REVISION DATE	
30_CHALCOT_ROAD	A3	1:100	PLANNING	SA	-	

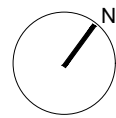


SCALE BAR CALCULATOR IN METERS

1:10	0.25m	0.5m
1:20	0.5m	1.0m
1:50	1.0m	2.0m
1:100	2.0m	4.0m
1:200	4.0m	8.0m
1:500	10.0m	20.0m
1:1250	25.0m	50.0m

○ FC : XXXX = Floor to Ceiling height
 (D-G-01) Door number (W1-07) Window number
 All dimensions to be checked on site before construction commences
 All dimensions may be subject to human error.

Notes
 Demolish
 Remove



WELLSTUDIO

Worlds End Studios
 132-134 Lots Road
 London, SW10 0RJ
 T:020 3983 6100
 info@wellstudioarchitecture.co.uk
 www.wellstudioarchitecture.co.uk

CLIENT
 AFLUX_DESIGNS_LIMITED

TITLE
 EXISTING_3F_PLAN

DATE
 06.13.2023

JOB NO
 WS184

DRAWING NO
 007

CHECKED BY
 TM

REVISION NUMBER
 -

PROJECT
 30_CHALCOT_ROAD

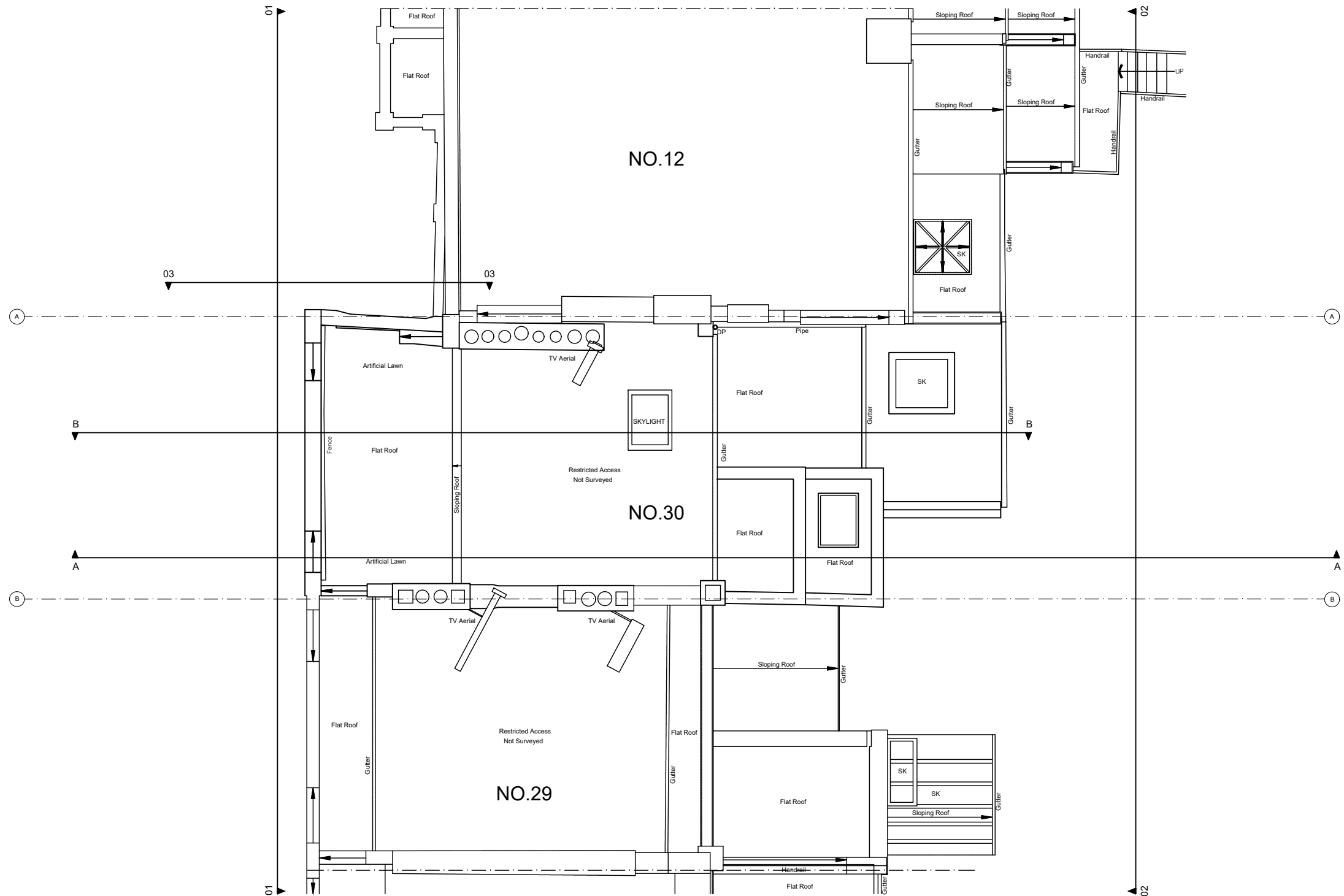
SHEET SIZE
 A3

SCALE
 1:100

STATUS
 PLANNING

DRAWN BY
 SA

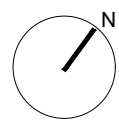
REVISION DATE
 -



SCALE BAR CALCULATOR IN METERS

1:10	0.25m	0.5m
1:20	0.5m	1.0m
1:50	2.0m	2.0m
1:100	2.0m	4.0m
1:200	4.0m	8.0m
1:500	10.0m	10.0m
1:1250	50.0m	50.0m

○ FC : XXXX = Floor to Ceiling height
 (D-G-01) Door number (W-1-01) Window number
 All dimensions to be checked on site before construction commences
 All dimensions may be subject to human error.
 Notes: Demolish Remove



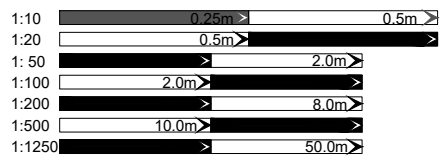
WELLSTUDIO
 Worlds End Studios
 132-134 Lots Road
 London, SW10 0RJ
 T:020 3983 6100
 info@wellstudioarchitecture.co.uk
 www.wellstudioarchitecture.co.uk

CLIENT	TITLE	DATE	JOB NO	DRAWING NO	CHECKED BY	REVISION NUMBER
AFLUX_DESIGNS_LIMITED	EXISTING_ROOF_PLAN	06.12.2023	WS184	008	TM	-
PROJECT	SHEET SIZE	SCALE	STATUS	DRAWN BY	REVISION DATE	
30_CHALCOT_ROAD	A3	1:100	PLANNING	SA	-	



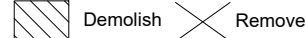
Datum 95.00
Units In Meters

SCALE BAR CALCULATOR IN METERS



○ FC : XXXX = Floor to Ceiling height
 (D-G-01) Door number (W1-07) Window number
 All dimensions to be checked on site before construction commences
 All dimensions may be subject to human error.

Notes



WELLSTUDIO

Worlds End Studios
 132-134 Lots Road
 London, SW10 0RJ
 T:020 3983 6100
 info@wellstudioarchitecture.co.uk
 www.wellstudioarchitecture.co.uk

CLIENT	TITLE	DATE	JOB NO	DRAWING NO	CHECKED BY	REVISION NUMBER
AFLUX_DESIGNS_LIMITED	EXISTING_STREET_ELEVATION	06.12.2023	WS184	009	TM	-
PROJECT	SHEET SIZE	SCALE	STATUS	DRAWN BY	REVISION DATE	
30_CHALCOT_ROAD	A3	1:100	PLANNING	SA	-	



SCALE BAR CALCULATOR IN METERS

1:10	0.25m	0.5m
1:20	0.5m	1.0m
1:50	2.0m	2.0m
1:100	2.0m	4.0m
1:200	4.0m	8.0m
1:500	10.0m	20.0m
1:1250	50.0m	100.0m

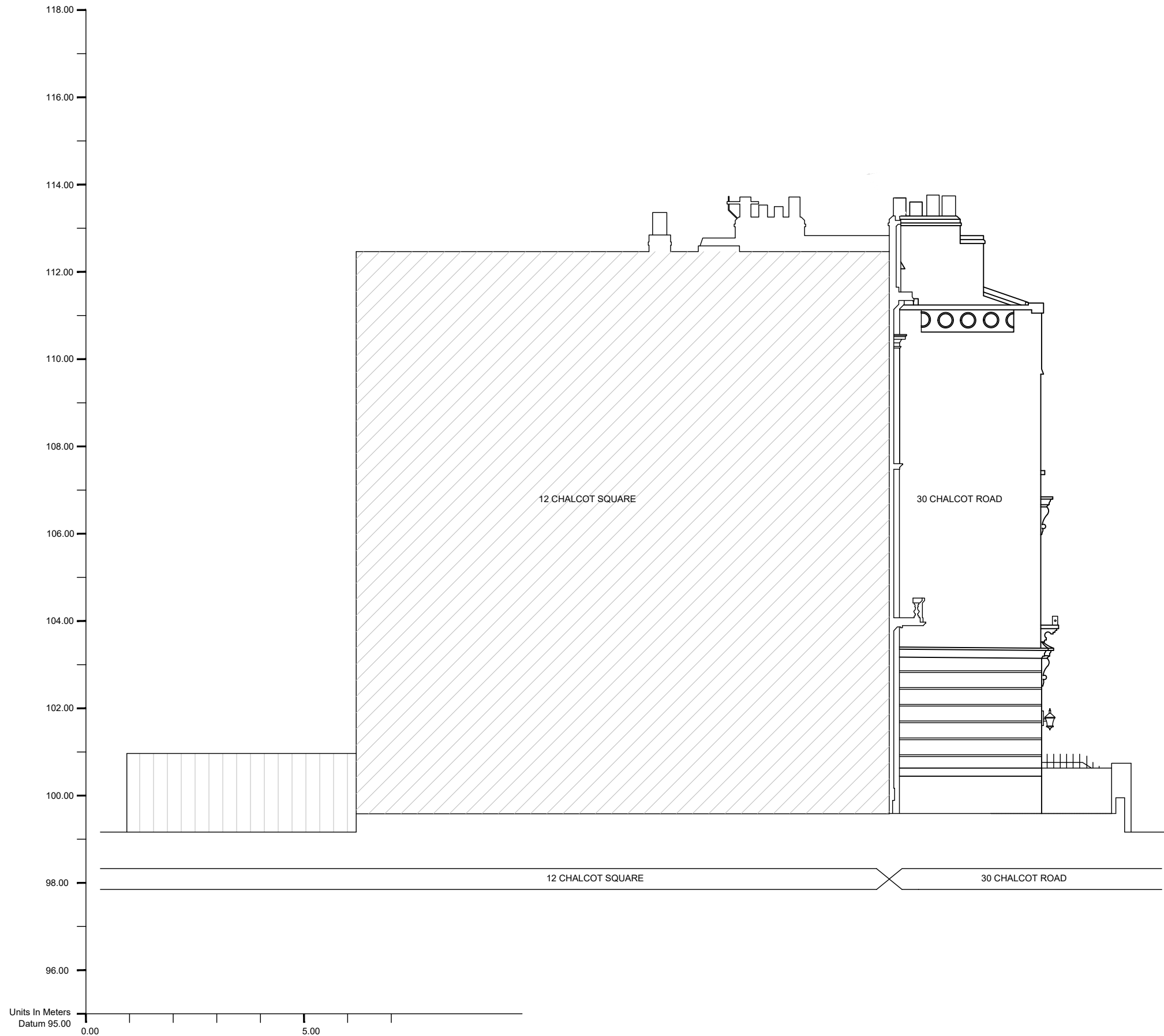
○ FC : XXXX = Floor to Ceiling height
 (G-01) Door number (W1-01) Window number
 All dimensions to be checked on site before construction commences
 All dimensions may be subject to human error.
 Notes

Demolish Remove

WELLSTUDIO
 Worlds End Studios
 132-134 Lots Road
 London, SW10 0RJ
 T:020 3983 6100
 info@wellstudioarchitecture.co.uk
 www.wellstudioarchitecture.co.uk

CLIENT: AFLUX_DESIGNS_LIMITED
 TITLE: EXISTING_REAR_ELEVATION
 PROJECT: 30_CHALCOT_ROAD

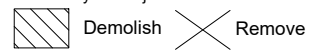
DATE	JOB NO	DRAWING NO	CHECKED BY	REVISION NUMBER
06.12.2023	WS184	010	TM	-
SHEET SIZE	SCALE	STATUS	DRAWN BY	REVISION DATE
A3	1:100	PLANNING	SA	-



SCALE BAR CALCULATOR IN METERS

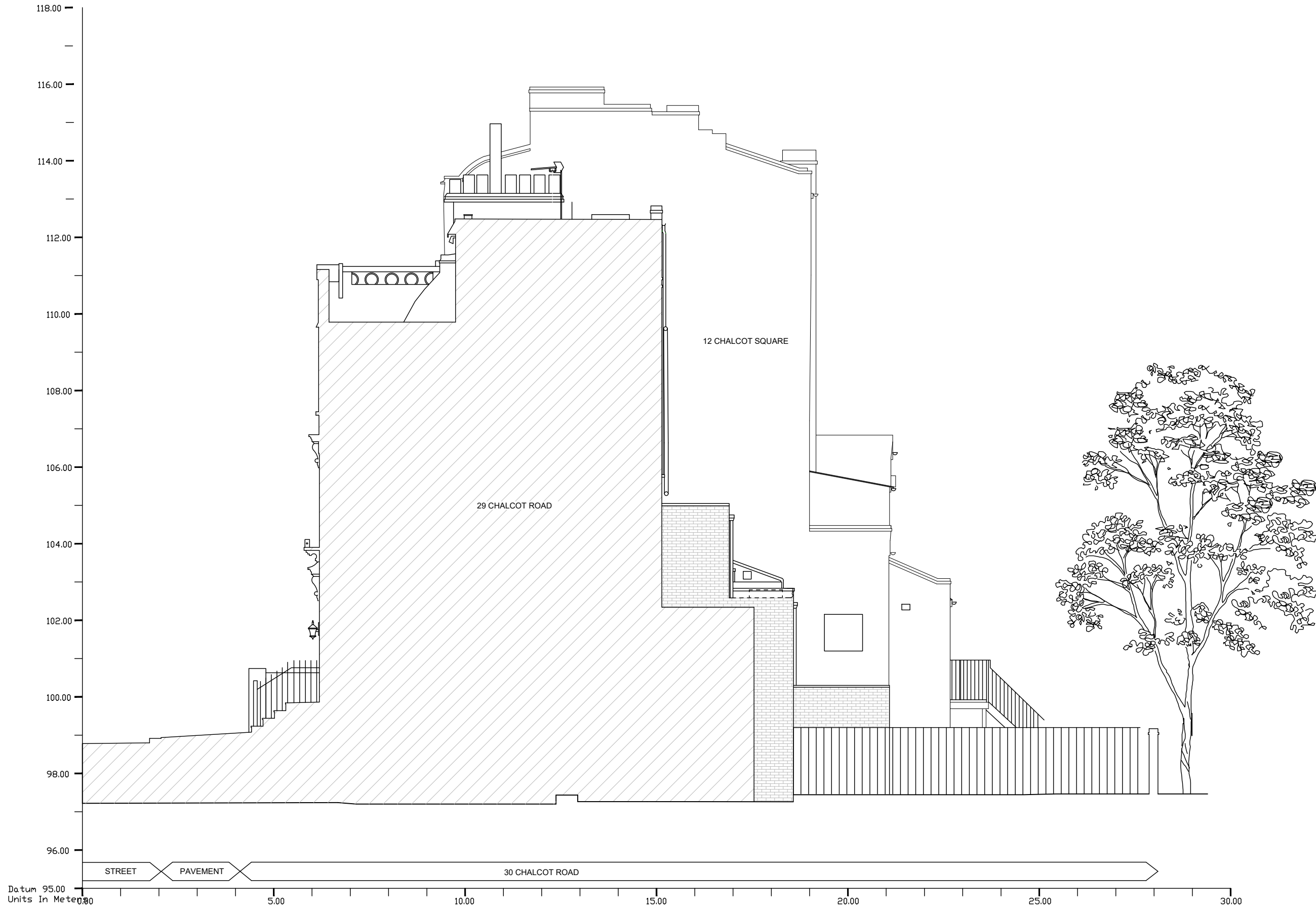
1:10	0.25m	0.5m
1:20	0.5m	1.0m
1:50	2.0m	2.0m
1:100	2.0m	4.0m
1:200	4.0m	8.0m
1:500	10.0m	20.0m
1:1250	50.0m	100.0m

○ FC : XXXX = Floor to Ceiling height
 (D-01) Door number (W-01) Window number
 All dimensions to be checked on site before construction commences
 All dimensions may be subject to human error.
 Notes



WELLSTUDIO
 Worlds End Studios
 132-134 Lots Road
 London, SW10 0RJ
 T:020 3983 6100
 info@wellstudioarchitecture.co.uk
 www.wellstudioarchitecture.co.uk

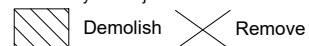
CLIENT	TITLE	DATE	JOB NO	DRAWING NO	CHECKED BY	REVISION NUMBER
AFLUX_DESIGNS_LIMITED	EXISTING_WEST_ELEVATION	06.12.2023	WS184	011	TM	-
PROJECT	SHEET SIZE	SCALE	STATUS	DRAWN BY	REVISION DATE	
30_CHALCOT_ROAD	A3	1:100	PLANNING	SA	-	



SCALE BAR CALCULATOR IN METERS

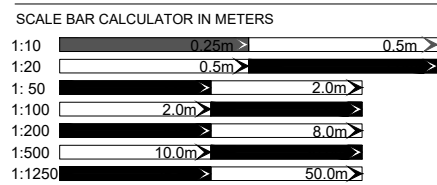
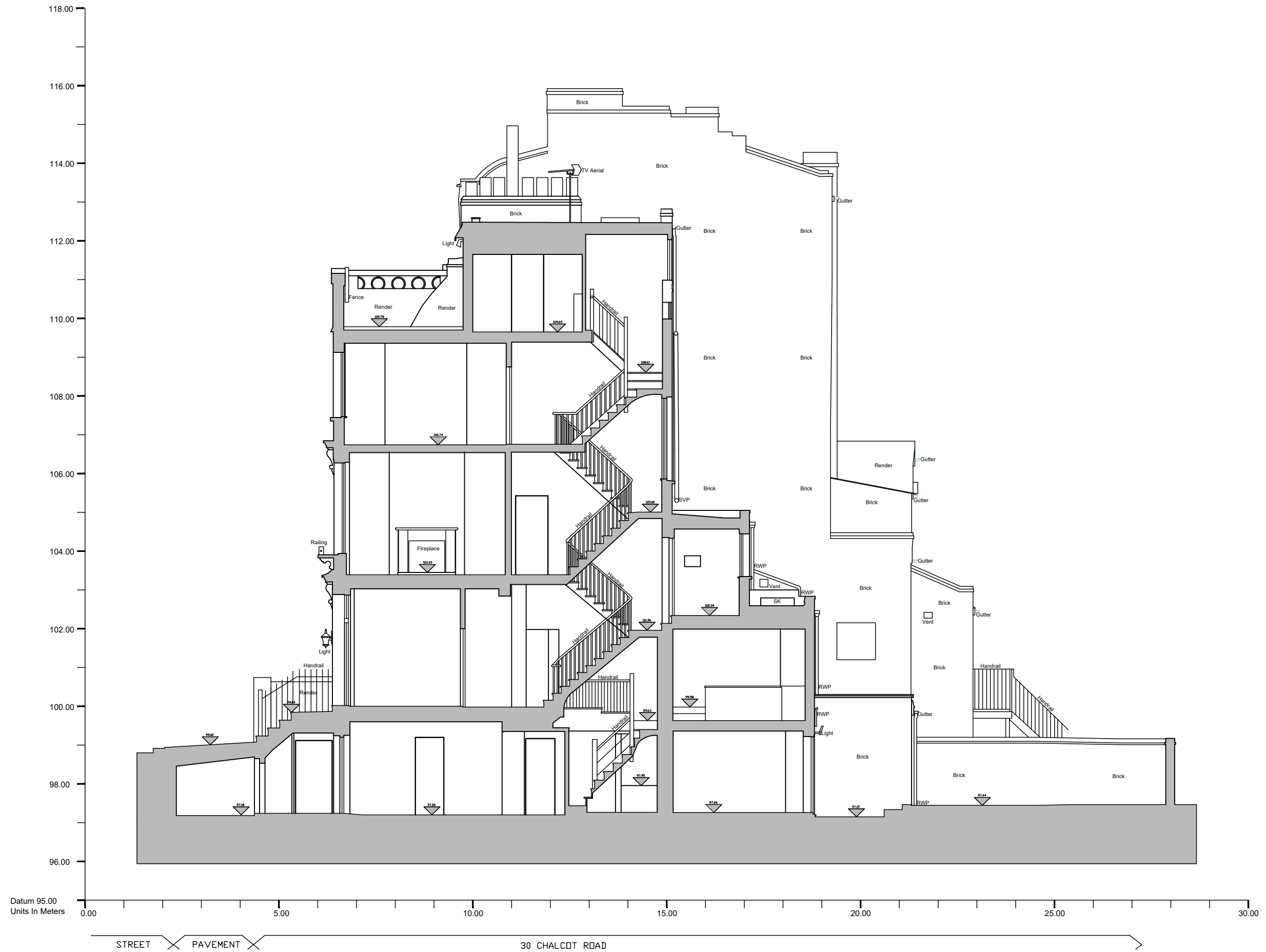
1:10	0.25m	0.5m
1:20	0.5m	1.0m
1:50	2.0m	2.0m
1:100	2.0m	4.0m
1:200	4.0m	8.0m
1:500	10.0m	20.0m
1:1250	50.0m	100.0m

○ FC : XXXX = Floor to Ceiling height
 □ D-01 Door number □ W-01 Window number
 All dimensions to be checked on site before construction commences
 All dimensions may be subject to human error.
 Notes



WELLSTUDIO
 Worlds End Studios
 132-134 Lots Road
 London, SW10 0RJ
 T:020 3983 6100
 info@wellstudioarchitecture.co.uk
 www.wellstudioarchitecture.co.uk

CLIENT	TITLE	DATE	JOB NO	DRAWING NO	CHECKED BY	REVISION NUMBER
AFLUX_DESIGNS_LIMITED	EXISTING_EAST_ELEVATION	06.12.2023	WS184	012	TM	-
PROJECT	SHEET SIZE	SCALE	STATUS	DRAWN BY	REVISION DATE	
30_CHALCOT_ROAD	A3	1:100	PLANNING	SA	-	

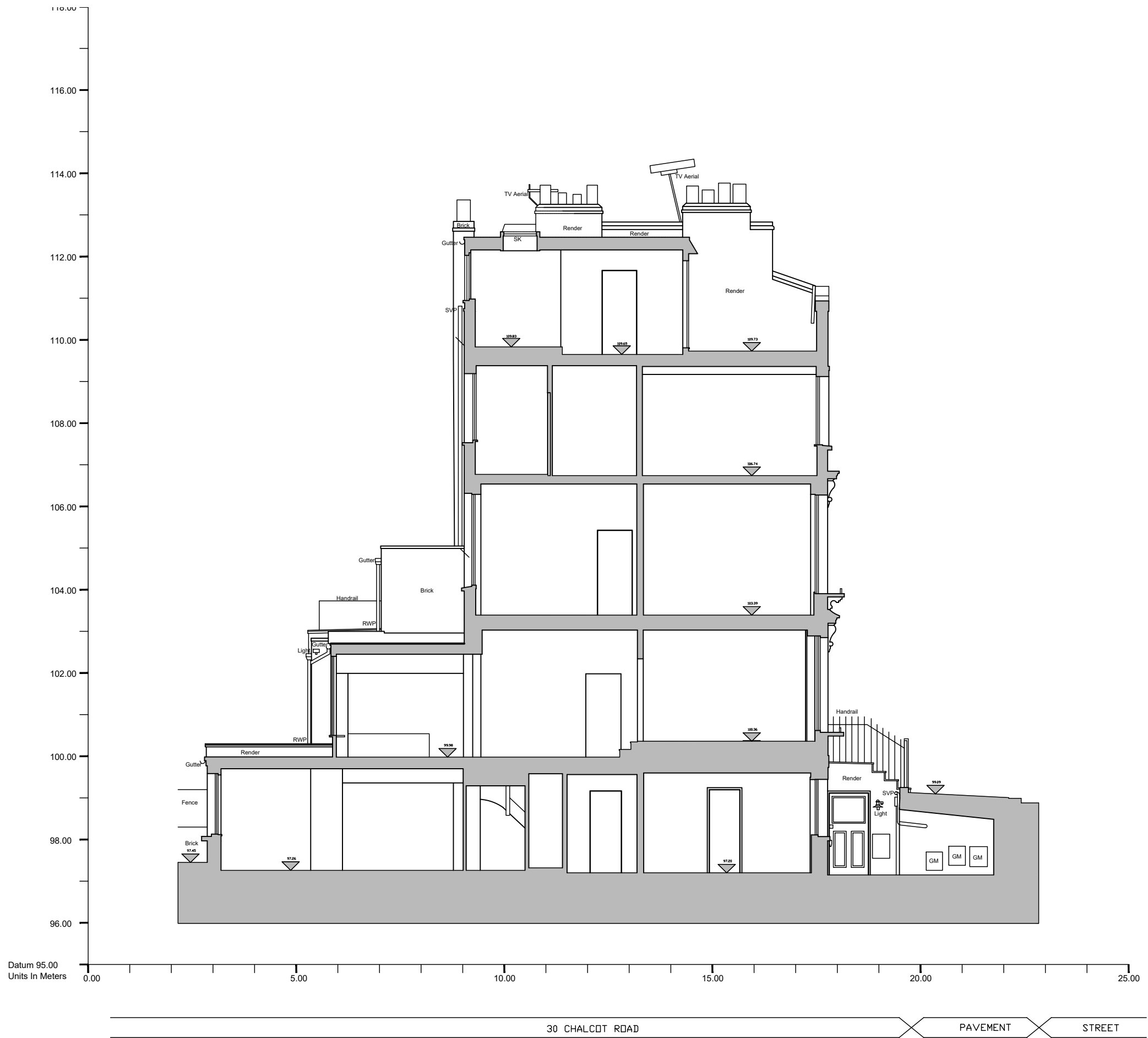


○ FC : XXXX = Floor to Ceiling height
 (D-G-01) Door number (W-1-01) Window number
 All dimensions to be checked on site before construction commences
 All dimensions may be subject to human error.
 Notes

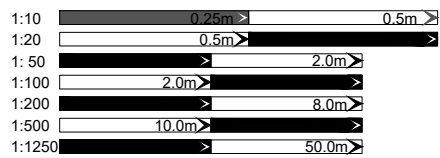
Demolish Remove

WELLSTUDIO
 Worlds End Studios
 132-134 Lots Road
 London, SW10 0RJ
 T:020 3983 6100
 info@wellstudioarchitecture.co.uk
 www.wellstudioarchitecture.co.uk

CLIENT	TITLE	DATE	JOB NO	DRAWING NO	CHECKED BY	REVISION NUMBER
AFLUX_DESIGNS_LIMITED	EXISTING_SECTION_A-A	06.12.2023	WS184	013	TM	-
PROJECT	SHEET SIZE	SCALE	STATUS	DRAWN BY	REVISION DATE	
30_CHALCOT_ROAD	A3	1:100	PLANNING	SA	-	



SCALE BAR CALCULATOR IN METERS



○ FC : XXXX = Floor to Ceiling height
 (D-G-01) Door number (W-1-01) Window number
 All dimensions to be checked on site before construction commences
 All dimensions may be subject to human error.

Notes

Demolish Remove

WELLSTUDIO

Worlds End Studios
 132-134 Lots Road
 London, SW10 0RJ
 T:020 3983 6100
 info@wellstudioarchitecture.co.uk
 www.wellstudioarchitecture.co.uk

CLIENT
 AFLUX_DESIGNS_LIMITED

PROJECT
 30_CHALCOT_ROAD

TITLE
 EXISTING_SECTION_B-B

DATE
 06.12.2023

SHEET SIZE
 A3

JOB NO
 WS184

SCALE
 1:100

DRAWING NO
 014

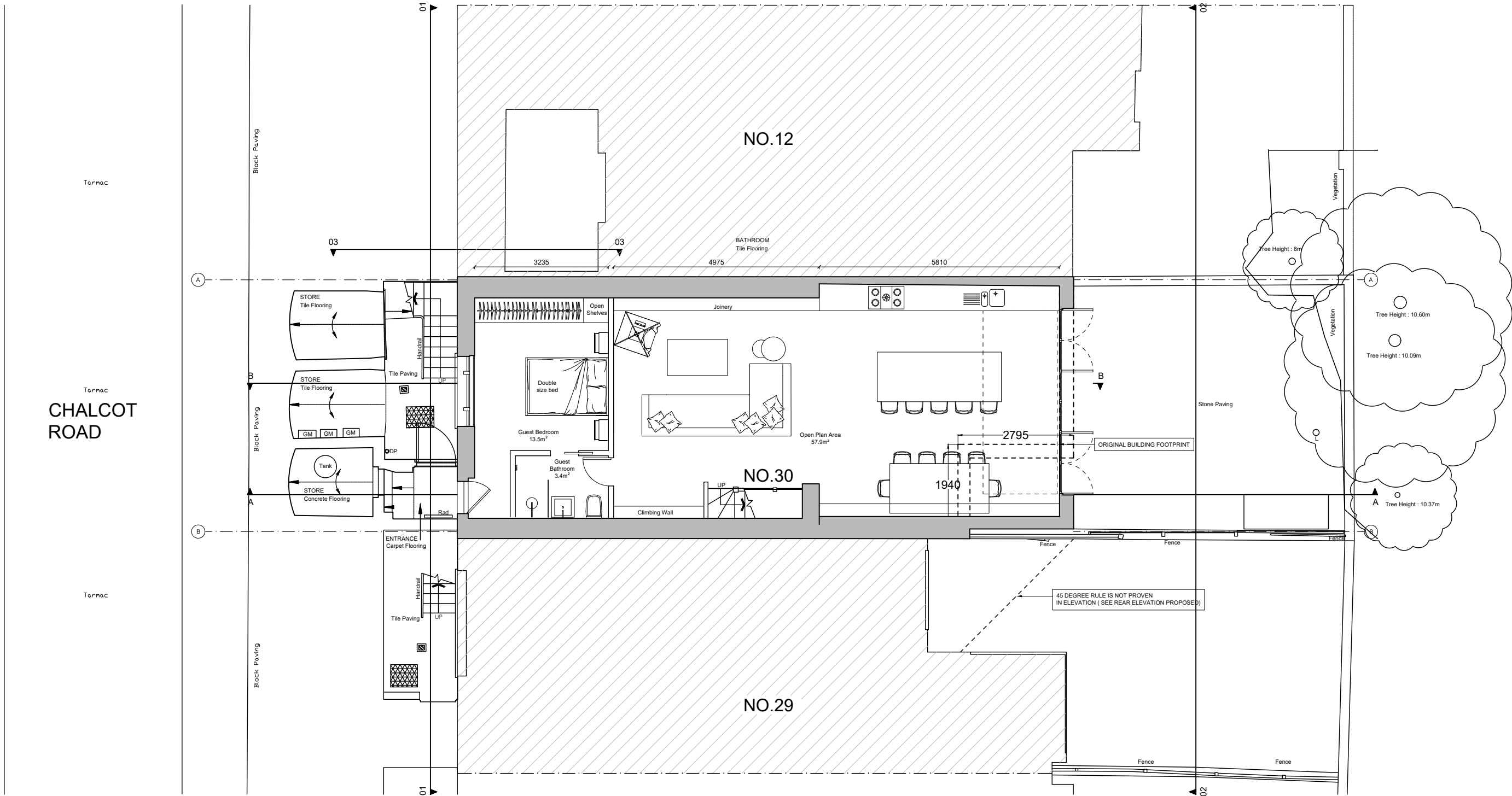
STATUS
 PLANNING

CHECKED BY
 TM

DRAWN BY
 SA

REVISION NUMBER
 -

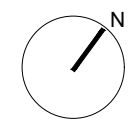
REVISION DATE
 -



SCALE BAR CALCULATOR IN METERS

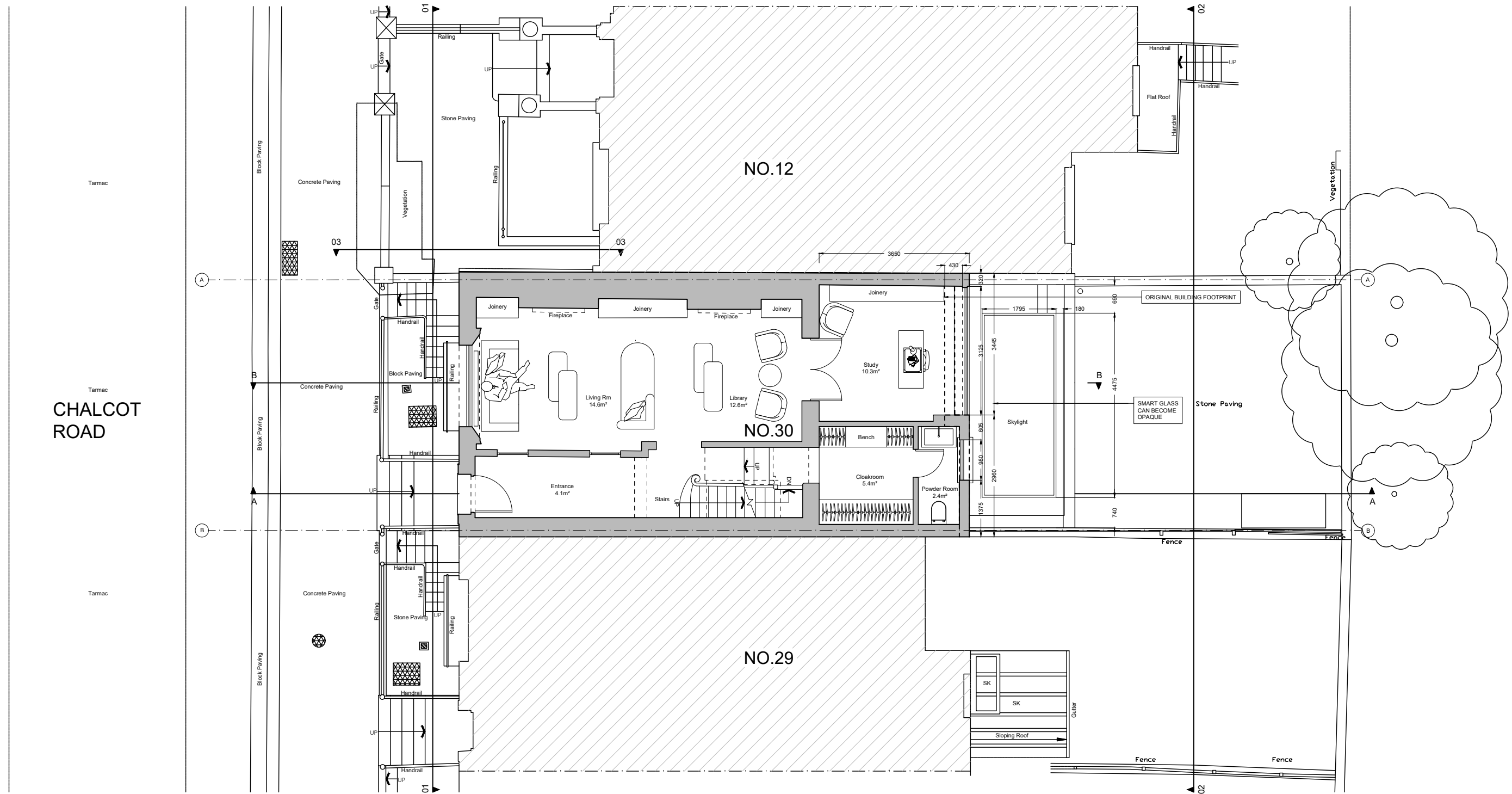
1:10	0.25m	0.5m
1:20	0.5m	1.0m
1:50	2.0m	2.0m
1:100	2.0m	4.0m
1:200	4.0m	8.0m
1:500	10.0m	20.0m
1:1250	50.0m	100.0m

○ FC : XXXX = Floor to Ceiling height
 (D-G-01) Door number (W-1-01) Window number
 All dimensions to be checked on site before construction commences
 All dimensions may be subject to human error.
 Notes
 Demolish Remove



WELLSTUDIO
 Worlds End Studios
 132-134 Lots Road
 London, SW10 0RJ
 T:020 3983 6100
 info@wellstudioarchitecture.co.uk
 www.wellstudioarchitecture.co.uk

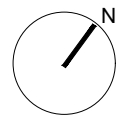
CLIENT	TITLE	DATE	JOB NO	DRAWING NO	CHECKED BY	REVISION NUMBER
AFLUX_DESIGNS_LIMITED	PROPOSED_LGF_PLAN	12.12.2023	WS184	015	TM	R1
PROJECT	SHEET SIZE	SCALE	STATUS	DRAWN BY	REVISION DATE	
30_CHALCOT_ROAD	A3	1:100	PLANNING	SA	16.05.24	



SCALE BAR CALCULATOR IN METERS

1:10	0.25m	0.5m
1:20	0.5m	1.0m
1:50	2.0m	2.0m
1:100	2.0m	4.0m
1:200	4.0m	8.0m
1:500	10.0m	20.0m
1:1250	50.0m	100.0m

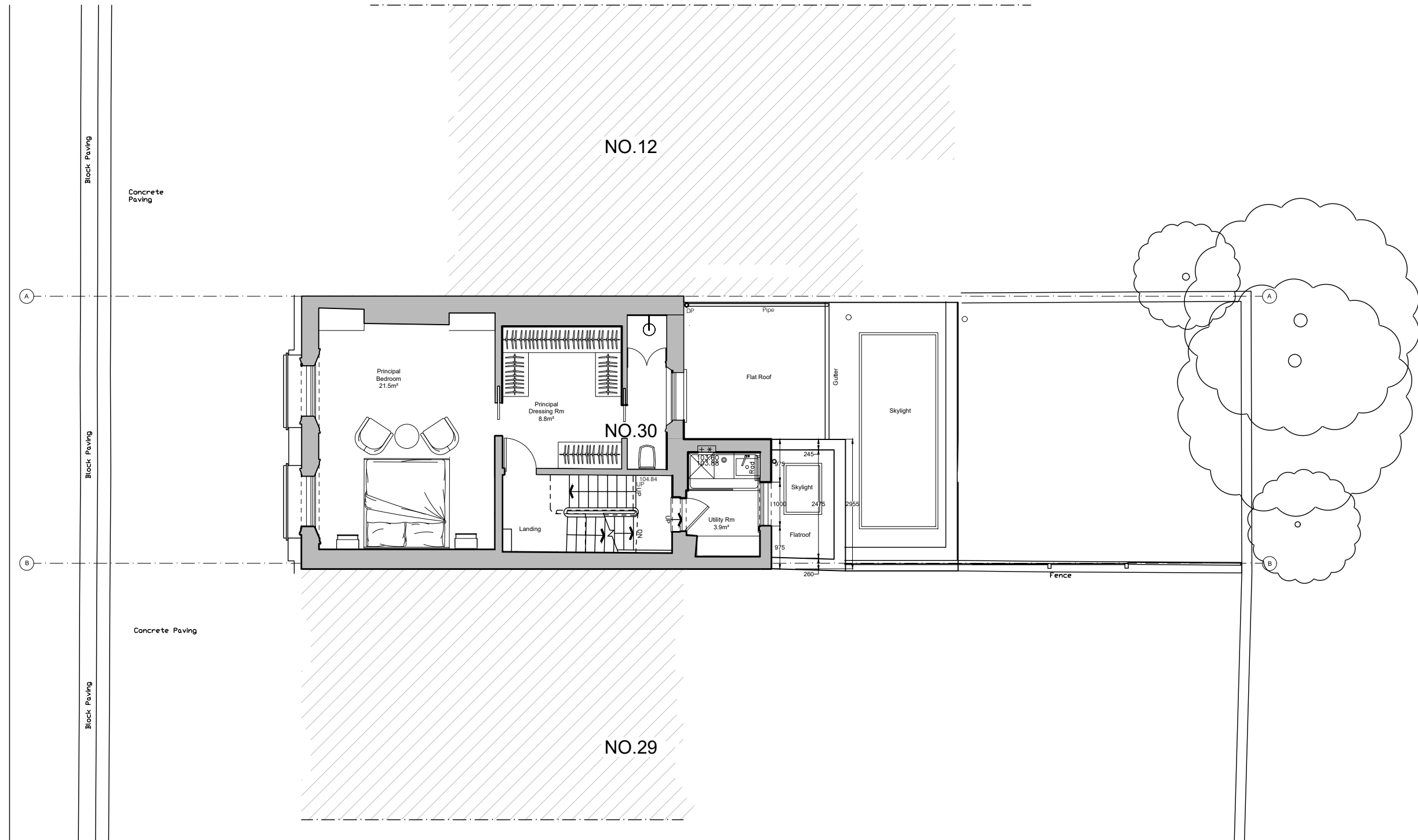
○ FC : XXXX = Floor to Ceiling height
 (D-G-01) Door number (W-1-07) Window number
 All dimensions to be checked on site before construction commences
 All dimensions may be subject to human error.
 Notes



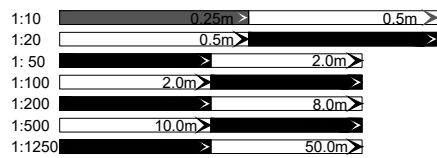
Demolish Remove

WELLSTUDIO
 Worlds End Studios
 132-134 Lots Road
 London, SW10 0RJ
 T:020 3983 6100
 info@wellstudioarchitecture.co.uk
 www.wellstudioarchitecture.co.uk

CLIENT	TITLE	DATE	JOB NO	DRAWING NO	CHECKED BY	REVISION NUMBER
AFLUX_DESIGNS_LIMITED	PROPOSED_GF_PLAN	12.12.2023	WS184	016	TM	R1
PROJECT	SHEET SIZE	SCALE	STATUS	DRAWN BY	REVISION DATE	
30_CHALCOT_ROAD	A3	1:100	PLANNING	SA	16.05.24	

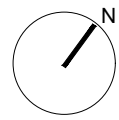


SCALE BAR CALCULATOR IN METERS



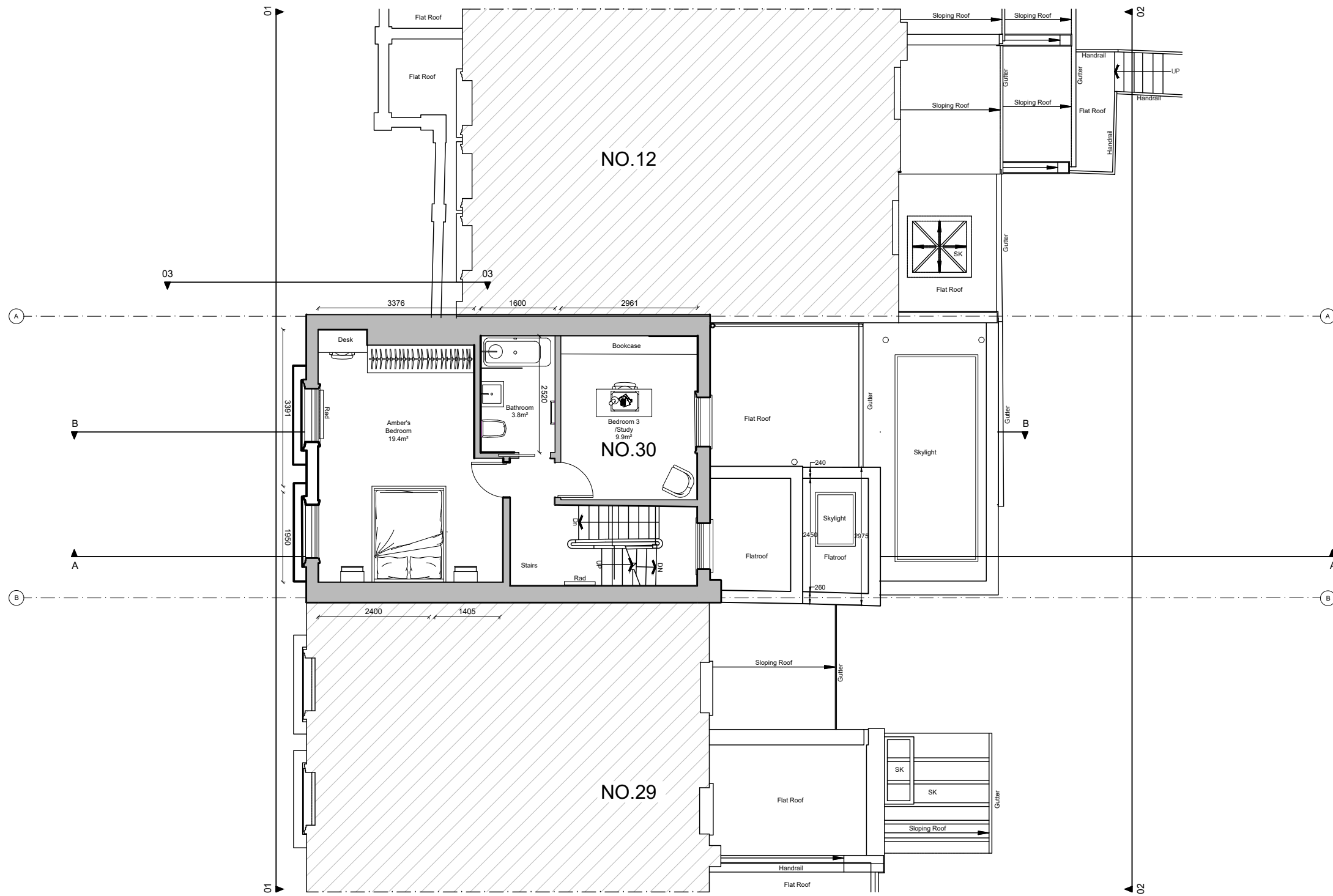
○ FC : XXXX = Floor to Ceiling height
 (D-G-01) Door number (W-1-01) Window number
 All dimensions to be checked on site before construction commences
 All dimensions may be subject to human error.

Notes
 Demolish
 Remove

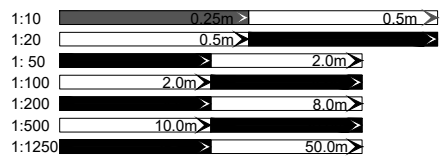


WELLSTUDIO
 Worlds End Studios
 132-134 Lots Road
 London, SW10 0RJ
 T:020 3983 6100
 info@wellstudioarchitecture.co.uk
 www.wellstudioarchitecture.co.uk

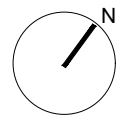
CLIENT	TITLE	DATE	JOB NO	DRAWING NO	CHECKED BY	REVISION NUMBER
AFLUX_DESIGNS_LIMITED	PROPOSED_1F_PLAN	06.12.2023	WS184	017	TM	R1
PROJECT	SHEET SIZE	SCALE	STATUS	DRAWN BY	REVISION DATE	
30_CHALCOT_ROAD	A3	1:100	PLANNING	SA	16.05.2024	



SCALE BAR CALCULATOR IN METERS



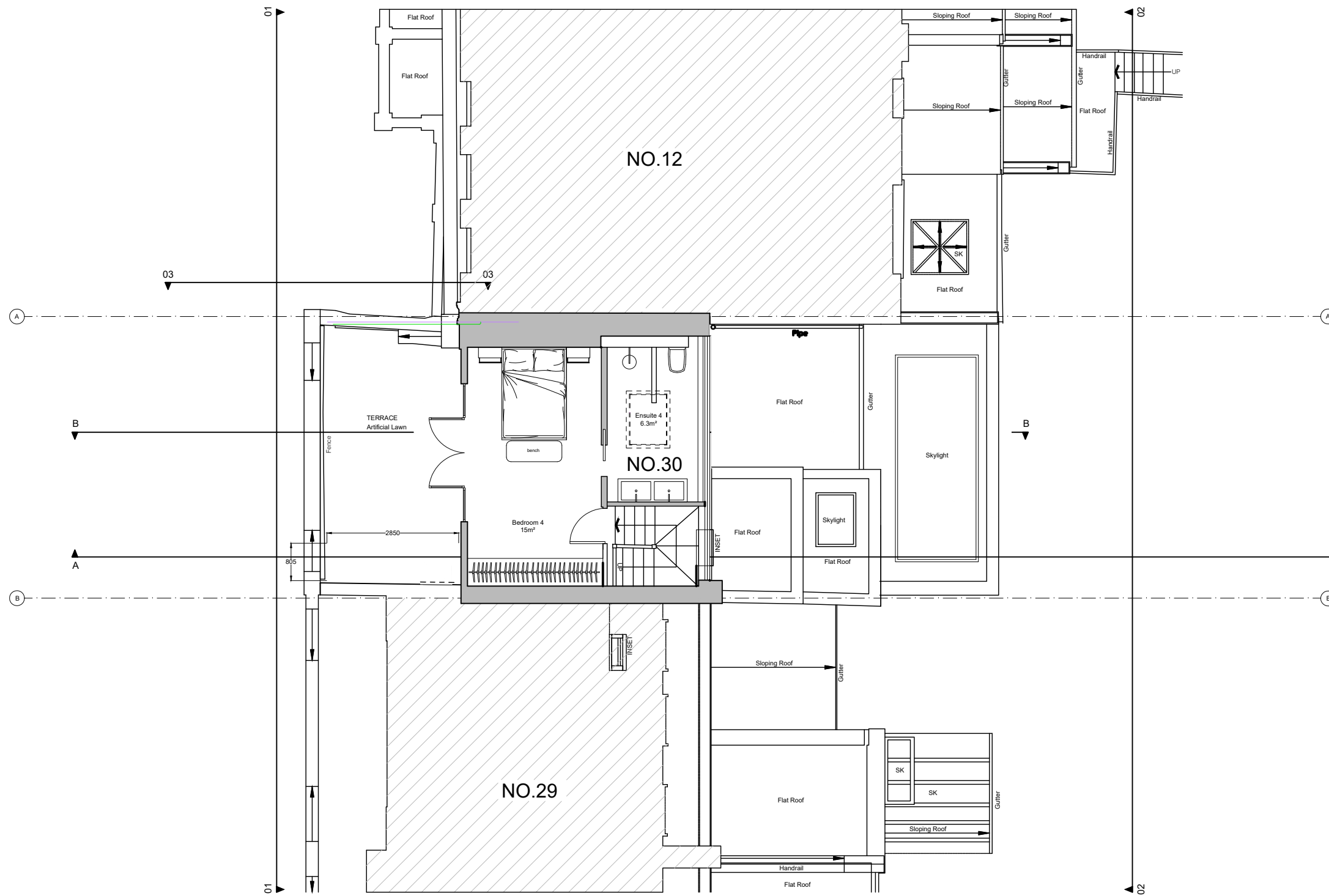
○ FC : XXXX = Floor to Ceiling height
 (D-G-01) Door number (W-1-01) Window number
 All dimensions to be checked on site before construction commences
 All dimensions may be subject to human error.
 Notes Demolish Remove



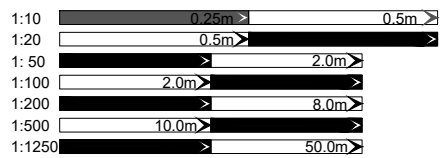
WELLSTUDIO

Worlds End Studios
 132-134 Lots Road
 London, SW10 0RJ
 T:020 3983 6100
 info@wellstudioarchitecture.co.uk
 www.wellstudioarchitecture.co.uk

CLIENT	TITLE	DATE	JOB NO	DRAWING NO	CHECKED BY	REVISION NUMBER
AFLUX_DESIGNS_LIMITED	PROPOSED_2F_PLAN	06.12.2023	WS184	018	TM	R1
PROJECT	SHEET SIZE	SCALE	STATUS	DRAWN BY	REVISION DATE	
30_CHALCOT_ROAD	A3	1:100	PLANNING	SA	16.05.24	

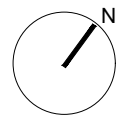


SCALE BAR CALCULATOR IN METERS



○ FC : XXXX = Floor to Ceiling height
 (D-G-01) Door number (W-1-07) Window number
 All dimensions to be checked on site before construction commences
 All dimensions may be subject to human error.

Notes
 Demolish
 Remove



WELLSTUDIO

Worlds End Studios
 132-134 Lots Road
 London, SW10 0RJ
 T:020 3983 6100
 info@wellstudioarchitecture.co.uk
 www.wellstudioarchitecture.co.uk

CLIENT
 AFLUX_DESIGNS_LIMITED

TITLE
 PROPOSED_3F_PLAN

DATE
 06.13.2023

JOB NO
 WS184

DRAWING NO
 019

CHECKED BY
 TM

REVISION NUMBER
 R1

PROJECT
 30_CHALCOT_ROAD

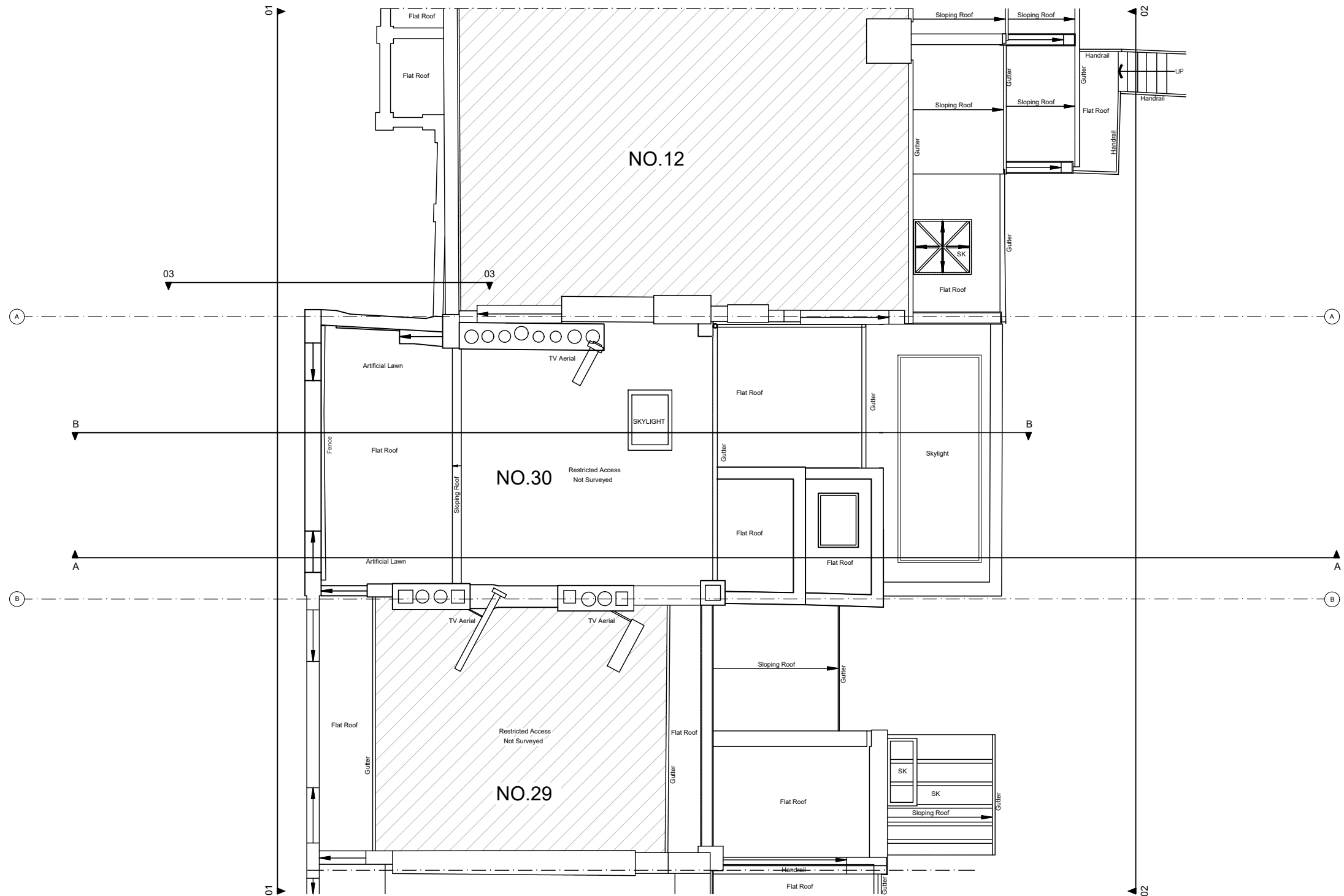
SHEET SIZE
 A3

SCALE
 1:100

STATUS
 PLANNING

DRAWN BY
 SA


REVISION DATE
 16.05.24



SCALE BAR CALCULATOR IN METERS

1:10	0.25m	0.5m
1:20	0.5m	1.0m
1:50	2.0m	2.0m
1:100	2.0m	4.0m
1:200	8.0m	8.0m
1:500	10.0m	10.0m
1:1250	50.0m	50.0m

○ FC : XXXX = Floor to Ceiling height
 (D-G-01) Door number (W-1-01) Window number
 All dimensions to be checked on site before construction commences
 All dimensions may be subject to human error.
 Notes



WELLSTUDIO
 Worlds End Studios
 132-134 Lots Road
 London, SW10 0RJ
 T:020 3983 6100
 info@wellstudioarchitecture.co.uk
 www.wellstudioarchitecture.co.uk

Demolish Remove

CLIENT	TITLE	DATE	JOB NO	DRAWING NO	CHECKED BY	REVISION NUMBER
AFLUX_DESIGNS_LIMITED	PROPOSED_ROOF_PLAN	06.12.2023	WS184	019	TM	R1
PROJECT	SHEET SIZE	SCALE	STATUS	DRAWN BY	REVISION DATE	
30_CHALCOT_ROAD	A3	1:100	PLANNING	SA	16.05.24	



SCALE BAR CALCULATOR IN METERS

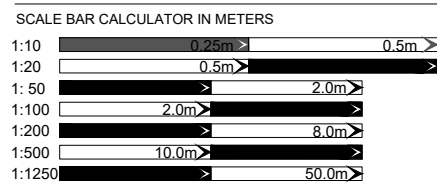
1:10	0.25m	0.5m
1:20	0.5m	1.0m
1:50	2.0m	2.0m
1:100	2.0m	4.0m
1:200	8.0m	8.0m
1:500	10.0m	10.0m
1:1250	50.0m	50.0m

○ FC : XXXX = Floor to Ceiling height
 (D-G-01) Door number (W-1-01) Window number
 All dimensions to be checked on site before construction commences
 All dimensions may be subject to human error.
 Notes

Demolish Remove

WELLSTUDIO
 Worlds End Studios
 132-134 Lots Road
 London, SW10 0RJ
 T:020 3983 6100
 info@wellstudioarchitecture.co.uk
 www.wellstudioarchitecture.co.uk

CLIENT	TITLE	DATE	JOB NO	DRAWING NO	CHECKED BY	REVISION NUMBER
AFLUX_DESIGNS_LIMITED	PROPOSED_STREET_ELEVATION	06.12.2023	WS184	021	TM	R1
PROJECT	SHEET SIZE	SCALE	STATUS	DRAWN BY	REVISION DATE	
30_CHALCOT_ROAD	A3	1:100	PLANNING	SA	16.05.24	



○ FC : XXXX = Floor to Ceiling height
 (D-01) Door number (W1-01) Window number
 All dimensions to be checked on site before construction commences
 All dimensions may be subject to human error.

Notes
 Demolish
 Remove

WELLSTUDIO

Worlds End Studios
 132-134 Lots Road
 London, SW10 0RJ
 T:020 3983 6100
 info@wellstudioarchitecture.co.uk
 www.wellstudioarchitecture.co.uk

CLIENT
 AFLUX_DESIGNS_LIMITED
 PROJECT
 30_CHALCOT_ROAD

TITLE
 PROPOSED_REAR_ELEVATION

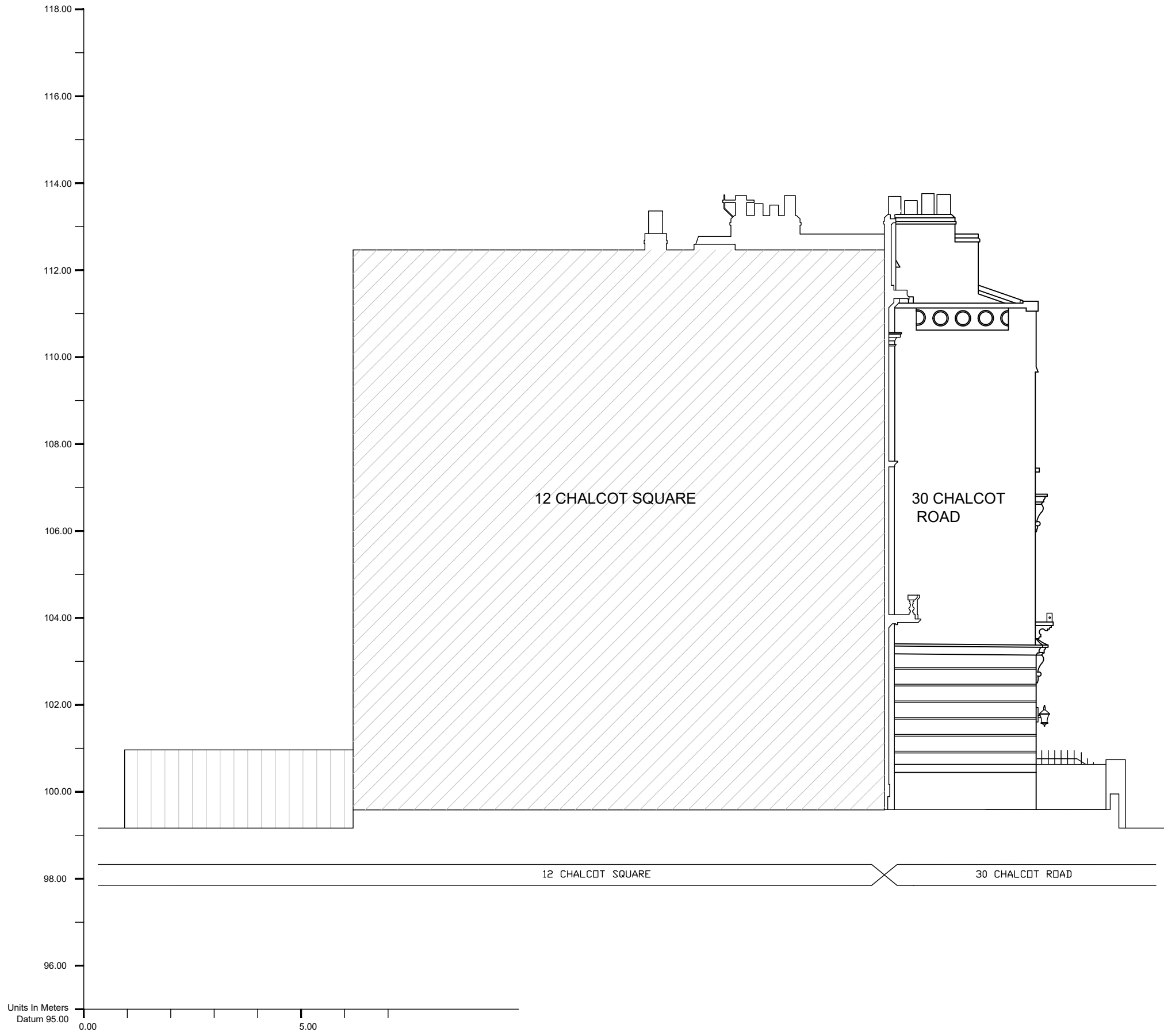
DATE
 06.12.2023
 SHEET SIZE
 A3

JOB NO
 WS184
 SCALE
 1:100

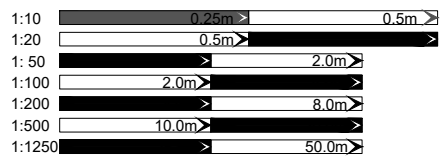
DRAWING NO
 022
 STATUS
 PLANNING

CHECKED BY
 TM
 DRAWN BY
 SA



REVISION NUMBER
 R1
 REVISION DATE
 16.05.24



SCALE BAR CALCULATOR IN METERS



○ FC : XXXX = Floor to Ceiling height
 (D-01) Door number (W-01) Window number
 All dimensions to be checked on site before construction commences
 All dimensions may be subject to human error.

Notes
 Demolish
 Remove

WELLSTUDIO

Worlds End Studios
 132-134 Lots Road
 London, SW10 0RJ
 T:020 3983 6100
 info@wellstudioarchitecture.co.uk
 www.wellstudioarchitecture.co.uk

CLIENT	TITLE	DATE	JOB NO	DRAWING NO	CHECKED BY	REVISION NUMBER
AFLUX_DESIGNS_LIMITED	PROPOSED_WEST_ELEVATION	06.12.2023	WS184	023	TM	R1
PROJECT	SHEET SIZE	SCALE	STATUS	DRAWN BY	REVISION DATE	
30_CHALCOT_ROAD	A3	1:100	PLANNING	SA	16.05.24	



SCALE BAR CALCULATOR IN METERS

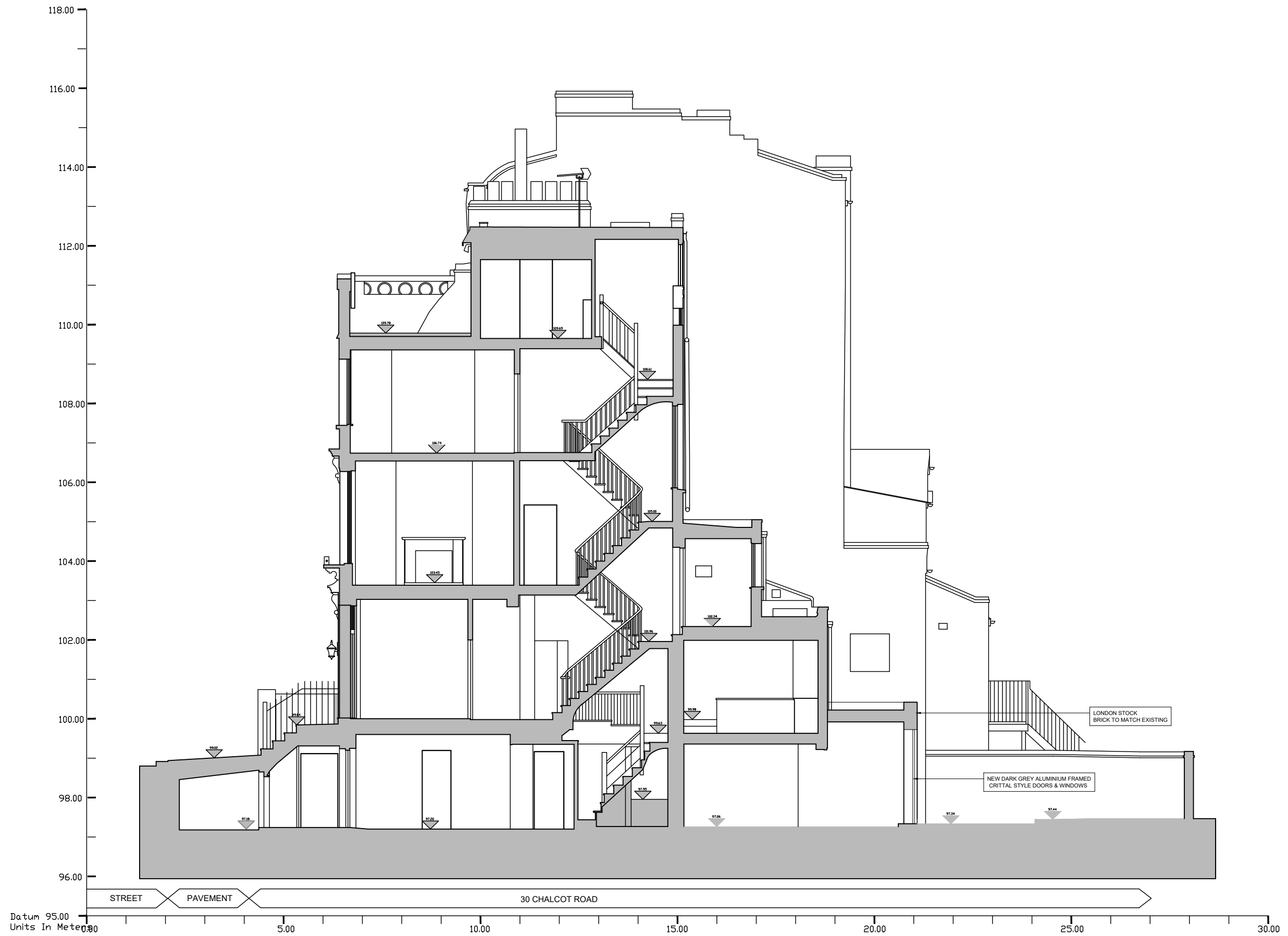
1:10	0.25m	0.5m
1:20	0.5m	1.0m
1:50	2.0m	2.0m
1:100	2.0m	4.0m
1:200	4.0m	8.0m
1:500	10.0m	10.0m
1:1250	50.0m	50.0m

○ FC : XXXX = Floor to Ceiling height
 (D-G-01) Door number (W-1-01) Window number
 All dimensions to be checked on site before construction commences
 All dimensions may be subject to human error.

Notes
 Demolish Remove

WELLSTUDIO
 Worlds End Studios
 132-134 Lots Road
 London, SW10 0RJ
 T:020 3983 6100
 info@wellstudioarchitecture.co.uk
 www.wellstudioarchitecture.co.uk

CLIENT	TITLE	DATE	JOB NO	DRAWING NO	CHECKED BY	REVISION NUMBER
AFLUX_DESIGNS_LIMITED	PROPOSED_EAST_ELEVATION	06.12.2023	WS184	024	TM	R1
PROJECT	SHEET SIZE	SCALE	STATUS	DRAWN BY	REVISION DATE	
30_CHALCOT_ROAD	A3	1:100	PLANNING	SA	16.05.24	



SCALE BAR CALCULATOR IN METERS

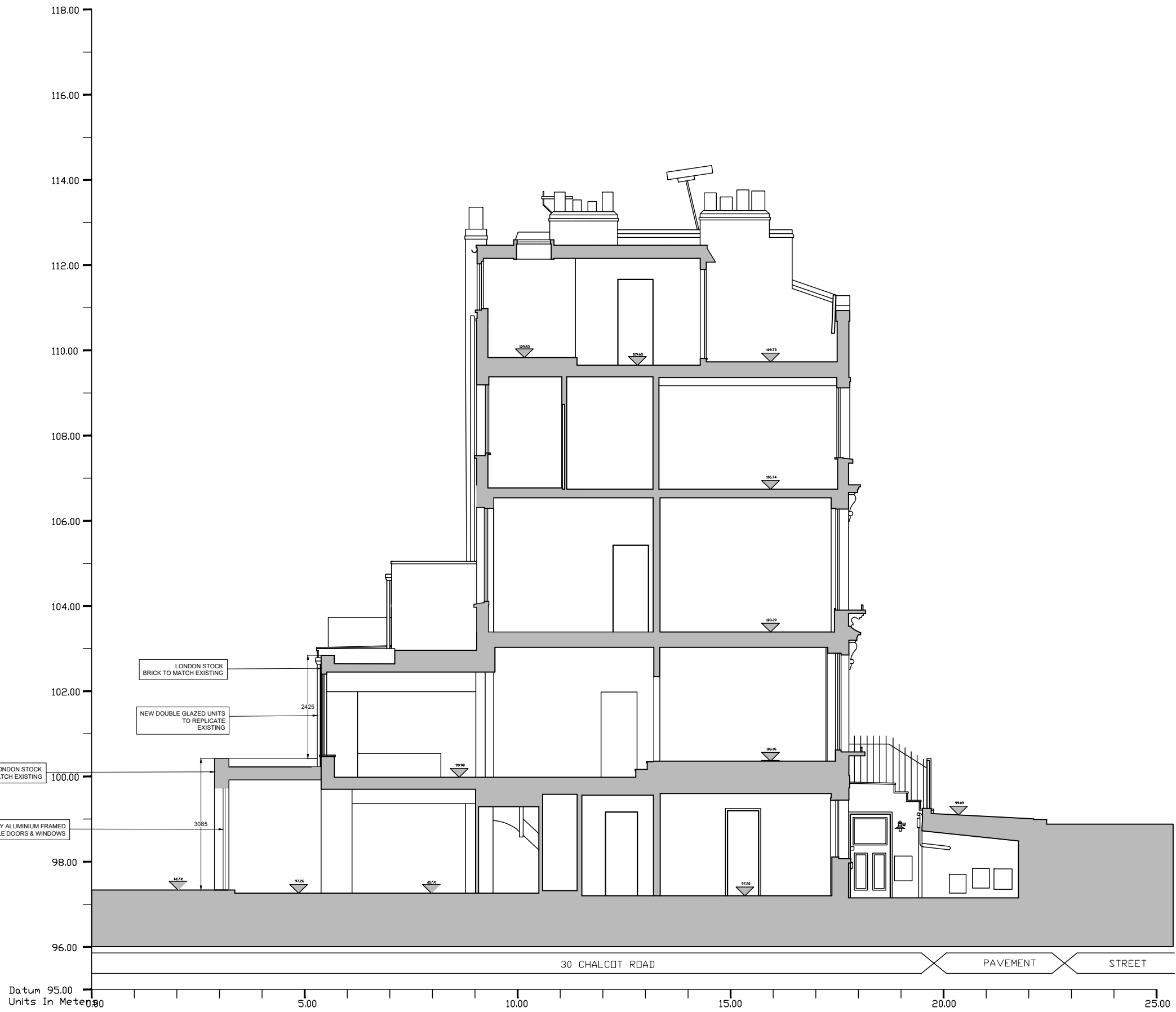
1:10	0.5m
1:20	2.0m
1:50	2.0m
1:100	2.0m
1:200	8.0m
1:500	10.0m
1:1250	50.0m

○ FC : XXXX = Floor to Ceiling height
 (D-G-01) Door number (W-1-07) Window number
 All dimensions to be checked on site before construction commences
 All dimensions may be subject to human error.
 Notes

Demolish Remove

WELLSTUDIO
 Worlds End Studios
 132-134 Lots Road
 London, SW10 0RJ
 T:020 3983 6100
 info@wellstudioarchitecture.co.uk
 www.wellstudioarchitecture.co.uk

CLIENT	TITLE	DATE	JOB NO	DRAWING NO	CHECKED BY	REVISION NUMBER
AFLUX_DESIGNS_LIMITED	PROPOSED_SECTION_A-A	06.12.2023	WS184	025	TM	R1
PROJECT	SHEET SIZE	SCALE	STATUS	DRAWN BY	REVISION DATE	
30_CHALCOT_ROAD	A3	1:100	PLANNING	SA	16.05.24	



SCALE BAR CALCULATOR IN METERS

1:10	0.5m
1:20	2.0m
1:50	2.0m
1:100	8.0m
1:200	8.0m
1:500	10.0m
1:1250	50.0m

○ FC : XXXX = Floor to Ceiling height
 (D-G-01) Door number (W-1-01) Window number
 All dimensions to be checked on site before construction commences
 All dimensions may be subject to human error.
 Notes
 [Hatched Box] Demolish [Crossed Box] Remove

WELLSTUDIO
 Worlds End Studios
 132-134 Lots Road
 London, SW10 0RJ
 T:020 3983 6100
 info@wellstudioarchitecture.co.uk
 www.wellstudioarchitecture.co.uk

CLIENT	TITLE	DATE	JOB NO	DRAWING NO	CHECKED BY	REVISION NUMBER
AFLUX_DESIGNS_LIMITED	PROPOSED_SECTION_B-B	06.12.2023	WS184	026	TM	R1
PROJECT	SHEET SIZE	SCALE	STATUS	DRAWN BY	REVISION DATE	
30_CHALCOT_ROAD	A3	1:100	PLANNING	SA	16.05.24	