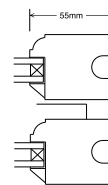
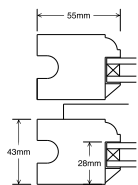
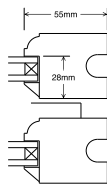
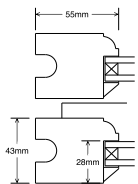


Section A-A



Section B-B



Section B-B

PROJECT: 101 Goldhurst Terrace NW6 3HA

Scale 1:5 @ A4

Glazing: Slimline Heritage Double glazed Clear glass Low E, Soft Coat
Toughened Clear glass
Gas cavity = Krypton
Spacer bar = White

Paint = White satin out and white satin in
Material = Sapele Hardwood Timber

Proposed Front elevation sashes upgraded with slimline heritage double glazing, fitted into the existing box frames

Sections of all Sashes

REVISION : 0

Date :
21-5-2024

Drawing No.
MJ/LSWD/06

Page 06

