

#### PROPOSAL:

- Replace combustible external cladding on four towers with a compliant Render External Wall Insulation System;
- Associated works includes adaption to parapet copings, window sills and window returns;
- The inclusion of aluminium over-sills to extend the windowsill depths to accommodate the increased insulation thickness - colour to match existing;
- The aluminium parapet copings will be adapted to match the insulation depth, ensuring compliance and colour consistency with the existing structures.

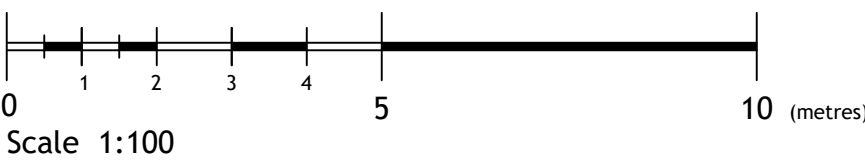
#### KEY:

- 1 Rendered EWI, white in colour
- 2 Rendered EWI, pale aqua-marine in colour
- 3 Framed feature stucco/concrete crest and writing
- 4 Facing bricks (red-brown in colour)
- 5 Timber framed casement windows, dark brown in colour
- 6 Timber framed doors, dark brown in colour
- 7 Metal balcony balustrade and in-fill panels, painted pale blue
- 8 Full height glazed screens, frames painted pale blue
- 9 Exposed balcony concrete, painted white
- 10 Rooftop balustrade, painted pale blue
- 11 Metal cylindrical bin chute, painted white.
- 12 Fixed metal framed windows, dark grey in colour
- 13 Glass block panel.

**NOTE: ALL COLOURS SHOWN ARE ESTIMATES ONLY AND MUST BE CONFIRMED ON SITE**



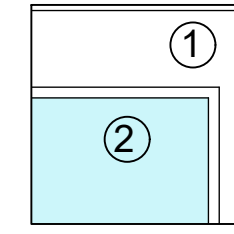
Fleetway - Elevation A (North West)




#### General Notes:

1. Scale from these drawings ONLY for Planning purposes
2. Dimensions to be checked on site
3. All works to comply with the current Building Regulations
4. All works may be subject to revision
5. All drawings are the copyright of Capital PCC
6. This drawing may not be copied without prior permission


#### LEGEND:



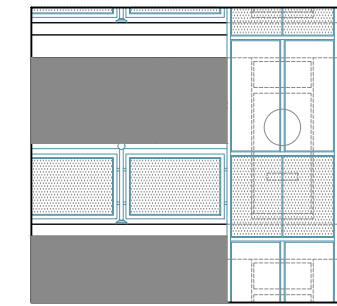
Existing EWI Render replaced with a new EWI Render, colour to match existing  
(1) white render, (2) feature panels of pale aqua-marine, and concrete feature framing painted white to match those around the windows);  
I.E SPS Envirowall System using an insulation from Rockwool and silicone renders OR Equivalent.  
**Silicone Primer** - SPS Envirowall Silicone Primer Ref.ESPS/S-P/G/Cs. Colour to match existing  
**Silicone Topcoat** - SPS Envirowall Silicone Topcoat Ref.ESPS/S-T/C/Cs. - Grain size 1.5mm  
**Beads/trims/profiles/rails:** Full System Beads by SPS Envirowall System. Material: Stainless Steel / Aluminium / PVC.



(4) Existing bricks (red-brown in colour), retained.



(5) Existing timber framed casement windows, dark brown in colour and (6) matching doors, Retained



(7) Existing balcony balustrade, with tubular metal uprights and handrails, square framed infill panels with perforated mesh infill - all to be repainted in pale blue colour to closely match the existing  
(8) Existing full height glazed screens (in front of apartment entrance doors), all to be repainted in pale blue colour to closely match the existing.  
(9) Existing exposed balcony concrete to be repainted in white to match existing.  
(10) Existing Rooftop balustrade also to be repainted in pale blue to match existing.

Rev:	By:	Date:	Revision Notes:
P1	JB	03/05/24	For Planning
P2	SR	24/05/24	For Planning
P3	SR	28/05/24	For Planning

# Capital

Architecture | Surveying | Engineering | Project Management

Solar House, 915 High Road London, N12 8QJ  
T: 0203 327 7700 W: capitalpcc.co.uk E: info@capitalpcc.co.uk



#### Client:

London Borough of Camden



#### Project:

BIRKENHEAD ESTATE  
Camden, London WC1H 8BL.

Scale:	Date:	Drawn:	Checked:
1:100 @ A1 1:200 @ A3	April 2024	MV / JB	JA

#### Drawing Title:

**Fleetway** - Proposed  
Existing Elevation A (North West)  
with notes on proposed alterations

Drawing No:	Revision
1172-LBC-BKH-AL-0-230	P3