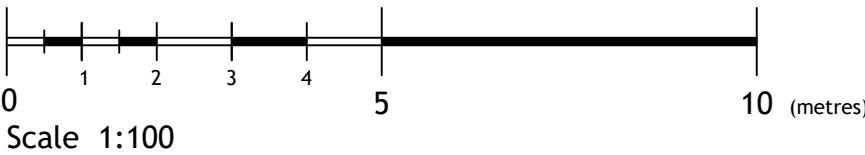


Riverfleet - Elevation A (North West)



KEY:

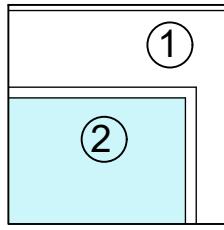
- ① Rendered EWI, white in colour
- ② Rendered EWI, pale aqua-marine in colour
- ④ Facing bricks (red-brown in colour)
- ⑤ Timber framed casement windows, dark brown in colour
- ⑥ Timber framed doors, dark brown in colour
- ⑦ Metal balcony balustrade and in-fill panels, painted pale blue
- ⑧ Full height glazed screens, frames painted pale blue
- ⑨ Exposed balcony concrete, painted white
- ⑩ Rooftop balustrade, painted pale blue
- ⑪ Metal cylindrical bin chute, painted white.
- ⑫ Fixed metal framed windows, dark grey in colour
- ⑬ Glass block panel.

NOTE: ALL COLOURS SHOWN ARE ESTIMATES ONLY AND MUST BE CONFIRMED ON SITE


General Notes:

- 1. Scale from these drawings ONLY for Planning purposes
- 2. Dimensions to be checked on site
- 3. All works to comply with the current Building Regulations
- 4. All works may be subject to revision
- 5. All drawings are the copyright of Capital PCC
- 6. This drawing may not be copied without prior permission


LEGEND:



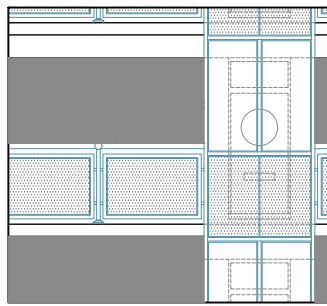
Existing EWI Render
(1) white render, (2) feature panels of pale aqua-marine, and painted concrete feature framing in white to match those around the windows)



(4) Existing bricks (red-brown in colour), retained.



(5) Existing timber framed casement windows, dark brown in colour and (6) matching doors.



(7) Existing balcony balustrade, with tubular metal uprights and handrails, square framed infill panels with perforated mesh infill,
(8) Full height glazed screens (in front of apartment entrance doors), all in pale blue colour.
(9) Exposed balcony concrete in white.
(10) Rooftop balustrade in pale blue.

Rev:	By:	Date:	Revision Notes:
P1	JB	03/05/24	For Planning
P2	SR	24/05/24	For Planning

Capital

Architecture | Surveying | Engineering | Project Management

Solar House, 915 High Road London, N12 8QJ
T: 0203 327 7700 W: capitalpcc.co.uk E: info@capitalpcc.co.uk



Client:
London Borough of Camden

Project:
BIRKENHEAD ESTATE
Camden, London WC1H 8BL.

Scale:	Date:	Drawn:	Checked:
1:100 @ A1 1:200 @ A3	April 2024	MV / JB	JA

Drawing Title:
Riverfleet
Existing Elevation A (North West)

Drawing No:	Revision
1172-LBC-BKH-AL-0-120	P2