

Riverside - Existing Elevation A (North West)

KEY:

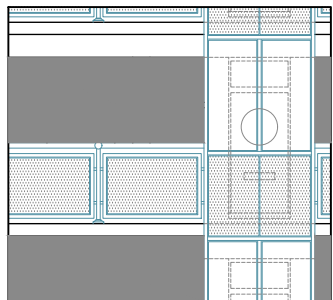
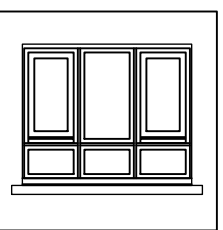

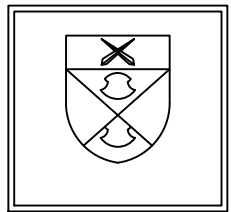
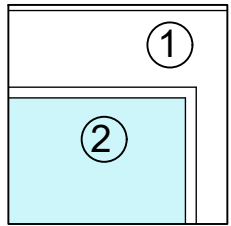
- ① Rendered EWI, white in colour
- ② Rendered EWI, pale aqua-marine in colour
- ③ Framed feature stucco/concrete crest and writing
- ④ Facing bricks (red-brown in colour)
- ⑤ Timber framed casement windows, dark brown in colour
- ⑥ Timber framed doors, dark brown in colour
- ⑦ Metal balcony balustrade and in-fill panels, painted pale blue
- ⑧ Full height glazed screens, frames painted pale blue
- ⑨ Exposed balcony concrete, painted white
- ⑩ Rooftop balustrade, painted pale blue
- ⑪ Metal cylindrical bin chute, painted white.
- ⑫ Fixed metal framed windows, dark grey in colour
- ⑬ Glass block panel.

NOTE: ALL COLOURS SHOWN ARE ESTIMATES ONLY AND MUST BE CONFIRMED ON SITE

General Notes:

- 1. Scale from these drawings ONLY for Planning purposes
- 2. Dimensions to be checked on site
- 3. All works to comply with the current Building Regulations
- 4. All works may be subject to revision
- 5. All drawings are the copyright of Capital PCC
- 6. This drawing may not be copied without prior permission

LEGEND:



- (8) Full height glazed screens (in front of apartment entrance doors), all in pale blue colour.
- (9) Exposed balcony concrete in white.
- (10) Rooftop balustrade in pale blue.

| Rev: | By: | Date: | Revision Notes: |
|------|-----|----------|-----------------|
| P1 | JB | 16/05/24 | For Planning |
| P2 | SR | 24/05/24 | For Planning |



Architecture | Surveying | Engineering | Project Management

Solar House, 915 High Road London, N12 8QJ
T: 0203 327 7700 W: capitalpcc.co.uk E: info@capitalpcc.co.uk



the mark of
property
professionalism
worldwide



| | | |
|----------------|--------------------------|--|
| Client: | London Borough of Camden | |
|----------------|--------------------------|--|

| | |
|-----------------|---|
| Project: | BIRKENHEAD ESTATE Camden, London WC1H 8BL. |
|-----------------|---|

| | | | |
|--------------------------|--------------|---------------|-----------------|
| Scale: | Date: | Drawn: | Checked: |
| 1:100 @ A1 1:200 @ A3 | April 2024 | MV / JB | JA |

| |
|--|
| Drawing Title: |
| Riverside Existing Elevation A (North West) |

| | |
|-----------------------|-----------------|
| Drawing No: | Revision |
| 1172-LBC-BKH-AL-0-110 | P2 |