


Ground Floor Plan 1:200

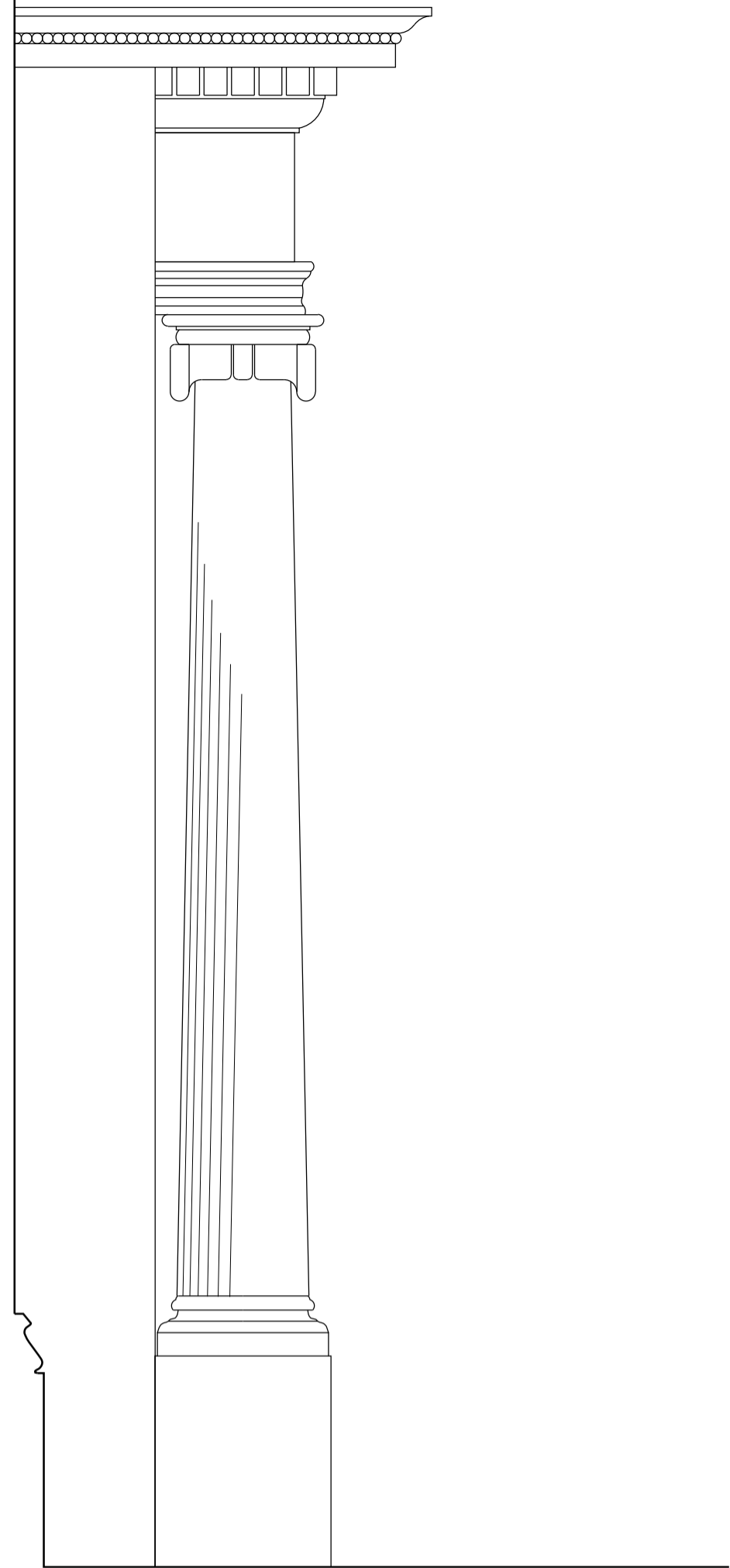
Red box indicates position of existing fireplace



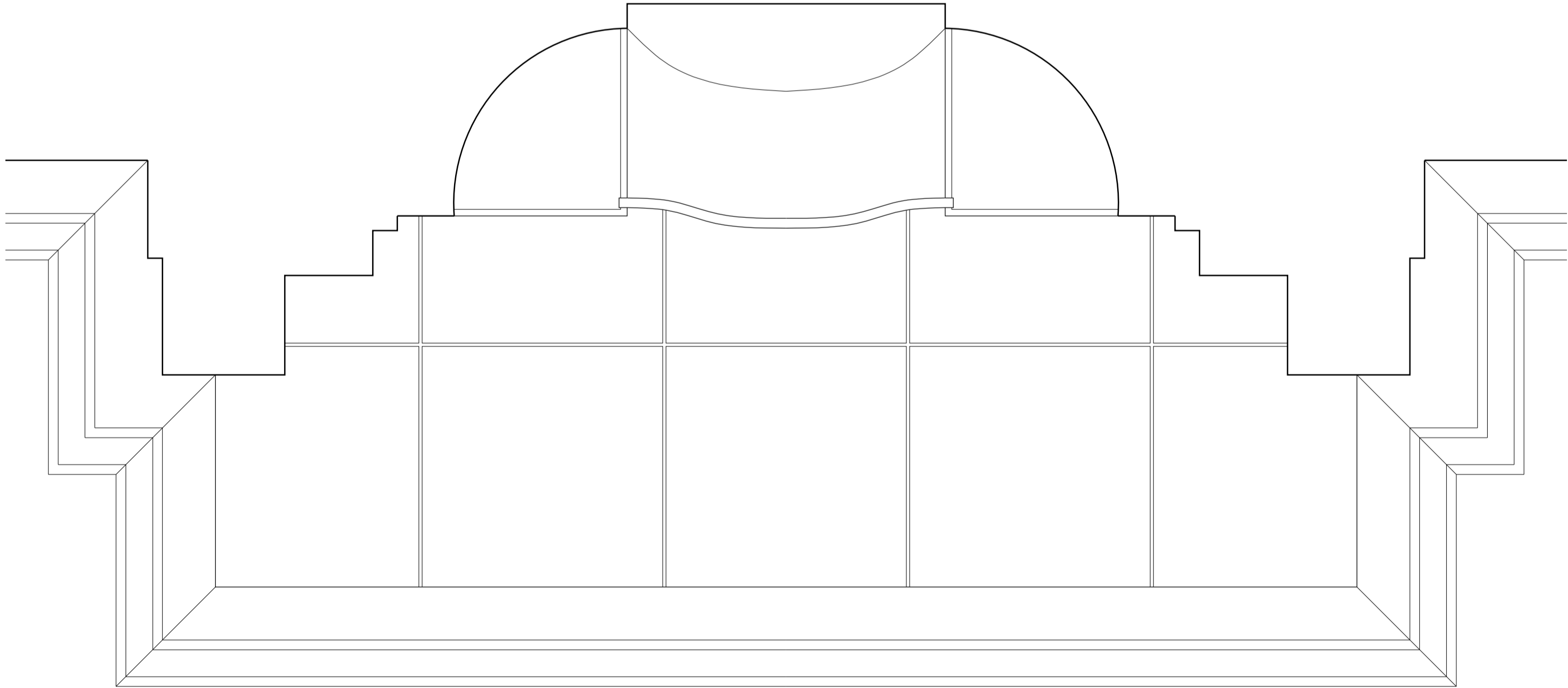
Existing Drawing Room Fireplace Images



Fireplace Front Elevation 1:5



Fireplace Side Elevation 1:5



Fireplace Plan 1:5

© SIMON MORRAY-JONES. ALL DIMENSIONS TO BE CHECKED ON SITE BEFORE WORK COMMENCES. ANY DISCREPANCIES TO BE REPORTED TO THE ARCHITECT. DO NOT SCALE

P1 - Issued to Camden Council for Planning. 24.05.2024
A - Issued to client for comment. 12.03.2024

Revision	Date


SIMON MORRAY-JONES
CHARTERED ARCHITECTS & DESIGNERS
21 MILSOM STREET, BATH BA1 1DE
TEL: 01225 787900 FAX: 01225 787901
EMAIL: sm-j@sm-j.com

Client
Elisabeth Krohn

Project
**10 Park Village West
Regents Park, London
NW1 4AE**

Drawing Title
**Existing Drawing Room (RG06)
Fireplace Survey**

Scale @ A1 1:5	Drawn By SLK	Date Oct 2023
Job Number 1328	Drawing Number EX-502	Revision P1