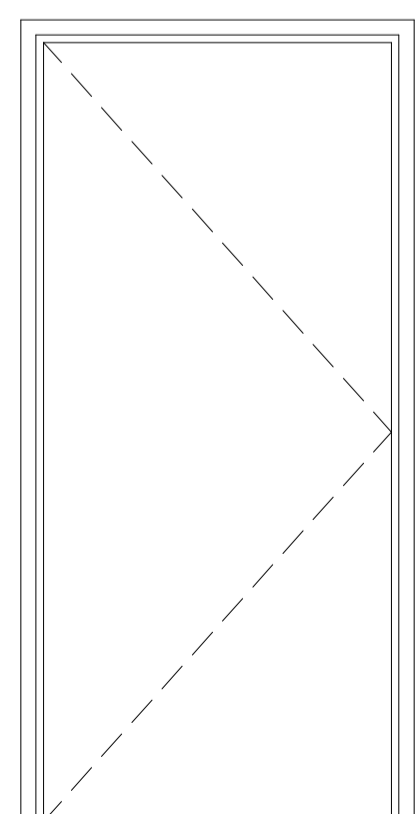
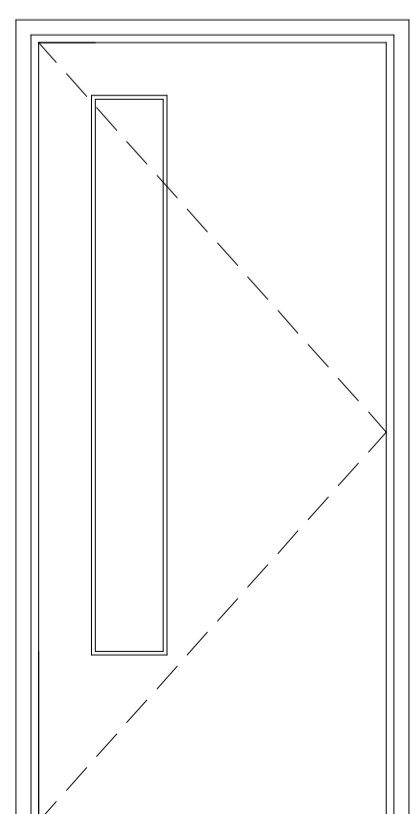


New Internal Doors Basement

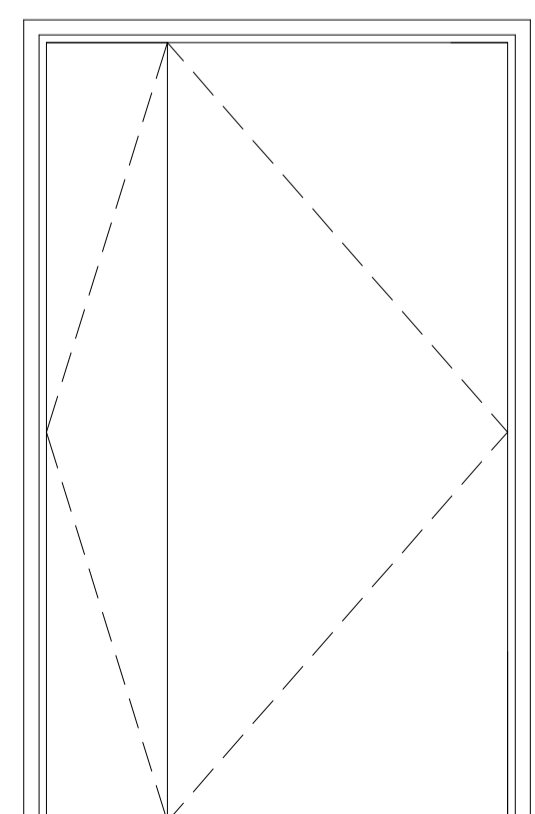
Door Number	Room Name	Structural Width	Structural Height	Wall Thickness	Lintel	Specification	Profile Description	Fire and Smoke Seal Rating	Comments	Hinges	Door Closer Standard	Door Closer Swing Free	Door Closer Time Delay	Door Closer Electromagnetic (Standopen)	Floor Spring Closer	Deadlock	Sashlock	Mechanical Combination Lock with Levers	Bathroom Lock	Cylinder and Turn	Cylinder and Cylinder	Turn & Emergency Release	Turn and Blank	Maglock	Interlock	Levers with Backplates	Lever and Blank	Push and Pull	Pull and Pull	Flush Bolt & Easy Clean Socket (Floor and Head)	Fire Door Signs	Door Stop - Wall	Door Stop - Floor	Door Number	Finish	Frame Material
ID.B.01	Control	1,000	2,100	150			Profile2-SingleDoorVisionPanel	FR60S		3	Yes	No	No	No	No	No	No	No	No	No	No	No	No	No	Yes	No	No		Yes	No	Yes	ID.B.01				
ID.B.02	Circulation 3	1,500	2,100	510			Profile3-DoorandHalf			6	Yes	No	No	No	No	No	No	No	No	No	No	No	No	No	No	Yes	No	No	No	Yes	ID.B.02					
ID.B.03	Wait 2	1,170	2,100	210			Profile1-SingleDoor			3	No	No	No	No	No	Yes	No	No	No	No	No	No	No	Yes	No	No		No	Yes	No	ID.B.03					
ID.B.04	Lobby 4	1,170	2,100	210			Profile1-SingleDoor			3	No	No	No	No	No	Yes	No	No	No	No	No	No	No	Yes	No	No		No	Yes	No	ID.B.04					
ID.B.05	Frame Fitting	1,000	2,100	125			Profile1-SingleDoor	FR60S		3	Yes	No	No	No	No	Yes	No	No	No	No	No	No	No	Yes	No	No		Yes	Yes	No	ID.B.05					
ID.B.06	Access WC 2	1,000	2,100	125			Profile1-SingleDoor			3	No	No	No	No	No	No	No	Yes	No	No	No	No	No	Yes	No	No		No	Yes	No	ID.B.06					
ID.B.07	Plant	1,170	2,100	340			Profile1-SingleDoor	FR60S		3	Yes	No	No	No	Yes	No	No	No	No	No	No	No	No	Yes	No	No		No	Yes	No	ID.B.07					
ID.B.08	Circulation 2	1,600	2,100	95			Profile5-Double	FR60S		6	Yes	No	No	No	No	No	No	No	No	No	No	No	No	No	No	No	No	No	Yes	No	No	ID.B.08				
ID.B.09	Circulation	1,500	2,100	125			Profile4-DoorandHalfVisionPanel	FR60S		6	Yes	No	No	No	No	No	No	No	No	No	No	No	No	No	No	No	No	No	Yes	No	No	ID.B.09				
ID.B.10	Access WC	1,000	2,100	125			Profile1-SingleDoor	FR60S		3	Yes	No	No	No	No	No	No	Yes	No	No	No	No	No	Yes	No	No		Yes	Yes	No	ID.B.10					
ID.B.11	Elec	1,600	2,100	125			Profile5-Double	FR60S		6	Yes	No	No	No	Yes	No	No	No	No	No	No	No	No	No	No	Yes	No	No	Yes	No	Yes	ID.B.11				
ID.B.12	Lobby 3	1,000	2,100	125			Profile2-SingleDoorVisionPanel	FR60S		3	Yes	No	No	No	No	No	No	No	No	No	No	No	No	No	No	Yes		Yes	No	Yes	ID.B.12					
ID.B.13	Lobby 3	900	2,100	390			Profile1-SingleDoor	FR60S		3	Yes	No	No	No	No	Yes	No	No	No	No	No	No	No	Yes	No	No		Yes	Yes	No	ID.B.13					
ID.B.14	M Staff	1,000	2,100	125			Profile1-SingleDoor			3	No	No	No	No	No	No	No	No	No	No	No	No	No	Yes	No	No		No	Yes	No	ID.B.14					
ID.B.15	Lobby 2	1,000	2,100	125			Profile1-SingleDoor			3	No	No	No	No	No	No	No	No	No	No	No	No	No	Yes	No	No		No	Yes	No	ID.B.15					
ID.B.16	M Staff	900	2,100	125			Profile1-SingleDoor			3	No	No	No	No	No	No	Yes	No	No	No	No	No	No	Yes	No	No		No	No	Yes	ID.B.16					
ID.B.17	F Staff	900	2,100	125			Profile1-SingleDoor			3	No	No	No	No	No	No	Yes	No	No	No	No	No	No	Yes	No	No		No	No	Yes	ID.B.17					
ID.B.18	Lobby 2	900	2,100	390			Profile1-SingleDoor	FR60S		3	Yes	No	No	No	No	Yes	No	No	No	No	No	No	No	Yes	No	No		Yes	Yes	No	ID.B.18					



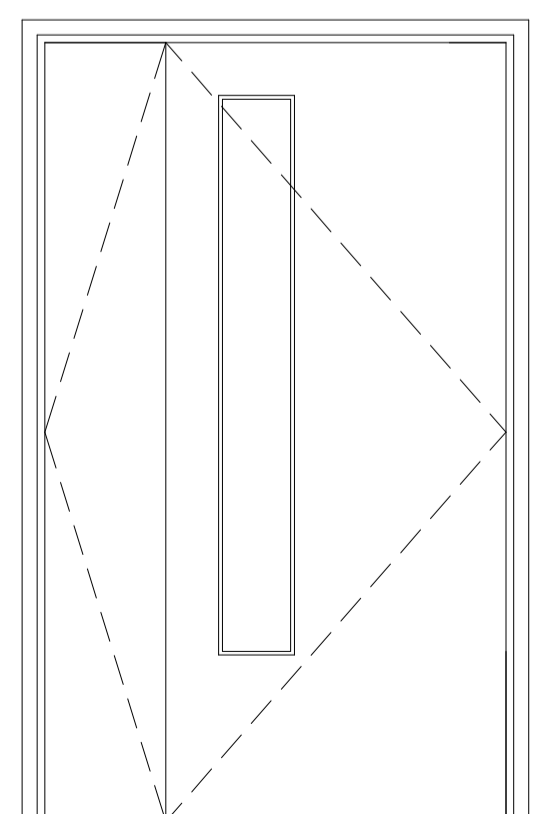
1



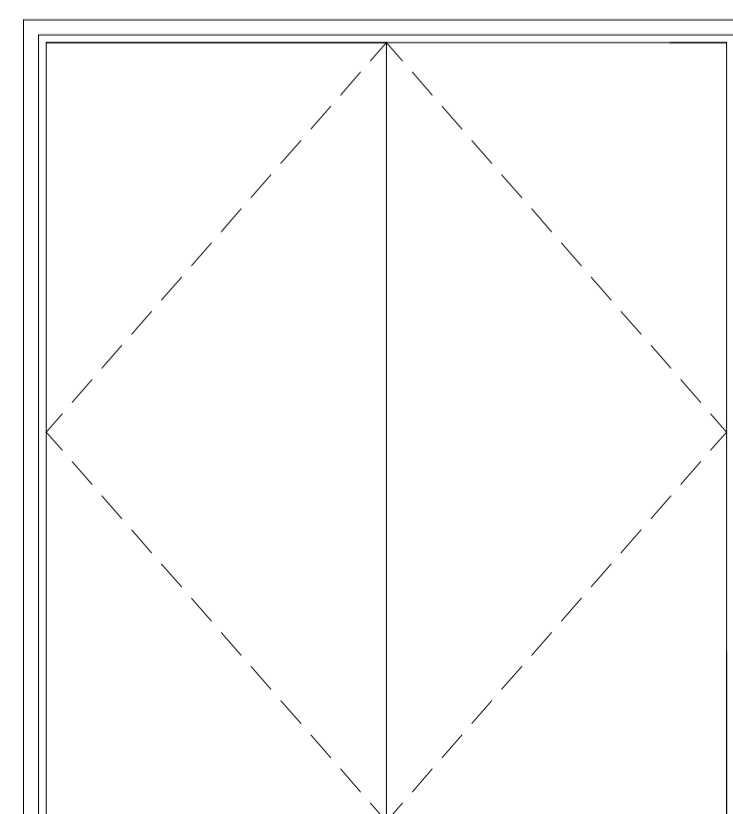
2



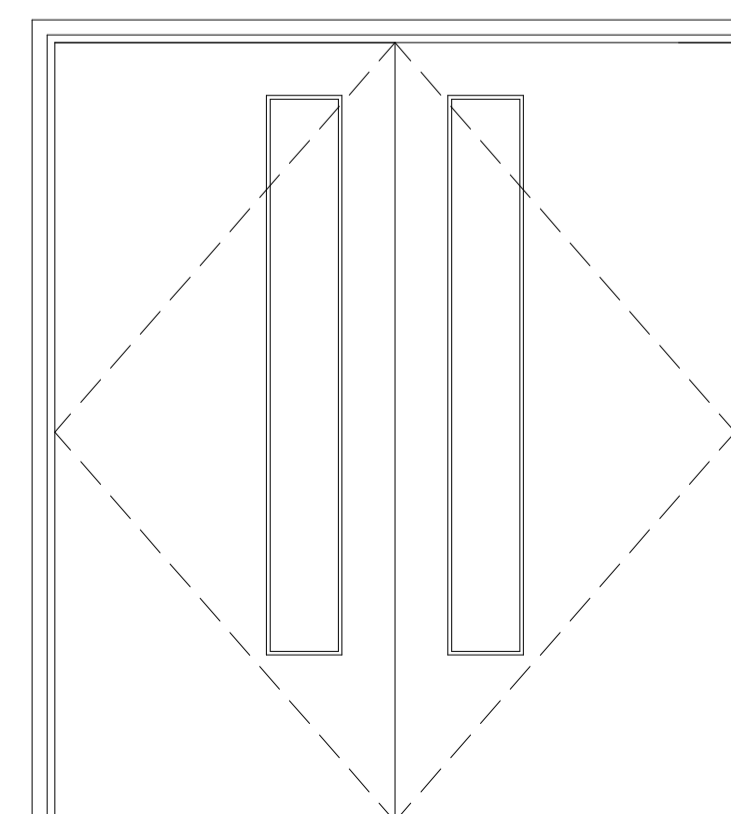
3



4



5



6

Internal Timber Door Profiles

1 : 20

Rev	Date	Description
Client <b>Amethyst</b>		
		1 Boyd Street Newcastle upon Tyne NE2 1AP +44 (0) 191 260-2450 www.csmarchitects.co.uk © CSM+ Architects LLP
Project <b>42 Queen Square, London WC1N 3AQ</b>		
Drawing Title <b>Basement Floor - Door &amp; Ironmongery Schedule</b>		
Suitability <b>S2</b>	Size-Scale-Date-Drawn-Check <b>A1- 1 : 20-09/13/23-KR-CG</b>	
Project-Originator-Function-Spatial-Form-Discipline-Number <b>4952-CSM-XX-00-SH-A-810</b>		Revision