

CHILTON SQUARE PUBLIC REALM

KINGS CROSS CENTRAL

Applied Landscape Design
Soft Landscape Tracker to Discharge:
Planning Application ref.: 2023/1825/P
Reserved matter condition 2b
Chilton Square, Kings Cross Central

ALD Project Ref:	951
Document Ref:	ALD951_RP933
Document Revision:	P01
Current Issue Date:	26.04.2024
ALD working date:	26.04.2024
Reason For Issue:	PLANNING

Prepared By:	Applied Landscape Design Ltd Landscape Architect
Client:	ARGENT(KCCPL)



INTRODUCTION




This document has been prepared to discharge the following planning conditions as highlighted below:


Application Ref. 2023/1825/P - Chilton Square, Kings Cross

CONDITION	DETAILS OF CONDITION	NOTES
2	Before the relevant part of the work is begun, detailed drawings, or samples of materials as appropriate, in respect of the following, shall be submitted to and approved in writing by the local planning authority:	
2(a)	Details including sample panels of all external materials and finishes	Not included in this submission
2(b)	Details of all hard and soft landscaping including plant species.	Soft Landscape information included within this document, for hard landscape refer to ALD951_RP932


SOFT LANDSCAPING

Material	Material Details	Location	Photo
TREES			
TREE	<p>Betula albosinensis 30-35cm girth clear stem to 2.2m Quantity: 60.</p>	<p>Within Chilton Square, to 2no. to eastern side, 4no. to southwest corner</p> <p>Refer to ALD951_PL451 for exact location</p>	


SOFT LANDSCAPING

Material	Material Details	Location	Photo
TREES			
TREE	<p>Betula albosinensis 20-25cm girth Clear stem to 2.2m Quantity: 6no.</p>	<p>Within Chilton Square, to northern planters adjacent to Canal Reach</p> <p>Refer to ALD951_PL451 for exact location</p>	


SOFT LANDSCAPING

Material	Material Details	Location	Photo
TREES			
TREE	<p>Betula albosinensis</p> <p>Multistem</p> <p>Height: 3.5m</p> <p>Quantity: 3no.</p>	<p>Within moveable planters to south of Chilton Square</p> <p>Refer to ALD951_PL451 for exact location</p>	


SOFT LANDSCAPING

Material	Material Details	Location	Photo
TREES			
TREE	<p>Liquidambar styraciflua 'Worplesdon' 30cm girth Clear Stem: 2.2m Quantity: 4no.</p>	<p>Within Chilton Square and to south west planter</p> <p>Refer to ALD951_PL451 for exact location</p>	


SOFT LANDSCAPING

Material	Material Details	Location	Photo
TREES			
TREE	<p>Prunus 'The Bride' Multistem Height: 3.0m Quantity: 3no.</p>	<p>Within moveable planters to south of Chilton Square</p> <p>Refer to ALD951_PL451 for exact location</p>	


SOFT LANDSCAPING

Material	Material Details	Location	Photo
TREES			
TREE	<p>Prunus 'Ichiyo' 35cm girth 2.2m clear stem Quantity: 2no.</p>	<p>Within Chilton Square, to east and south west</p> <p>Refer to ALD951_PL451 for exact location</p>	

SOFT LANDSCAPING

Material	Material Details	Location	Photo
TREES			
TREE	<p>Pinus sylvestris 50-60cm girth 2.5m clear stem (above ground) Quantity: 1no.</p>	<p>To Centre of Chilton Square Refer to ALD951_PL451 for exact location</p>	

SOFT LANDSCAPING

Material	Material Details	Location	Photo
TREES			
TREE	<p>Pinus sylvestris 40cm girth 3.4m & 3.5m clear stem (above ground) Quantity: 2no.</p>	<p>To Centre of Chilton Square Refer to ALD951_PL451 for exact location</p>	

APPENDIX A: Chilton Square Public Realm Soft Landscaping - SOFT LANDSCAPE TREE GENERAL ARRANGEMENT & PLANTING PLANS