
CHILTON SQUARE – KINGS CROSS

HARD LANDSCAPE MATERIAL PALETTE

Prepared in support of:

Kings Cross Central Limited Partnership

Report no:	ALD951-RP932
ALD Project Ref:	ALD951/23
Document Revision:	P01
Current Issue Date:	17 th May 2024
Original Issue Date:	17 th May 2024
Status:	Planning

Prepared by:
Applied Landscape Design Ltd
Falcon House, Telford Road
Bicester, Oxfordshire, OX26 4LD
Tel: 01869 249776



INTRODUCTION

SECTION ONE

- 1.1

This report is prepared in support of the detailed design and technical pack being prepared for procurement and construction of Chilton Square, Kings Cross Central in relation to hard landscape materials, furniture and finishes.
- 1.2

The information included within this report is intended to discharge the hard landscape elements relating the the planning conditions outlined below (Condition 2a & 2b) as part of Planning Application Ref: 2023/1825/P Chilton Square.

2.

Before the relevant part of the work is begun, detailed drawings, or samples of materials as appropriate, in respect of the following, shall be submitted to and approved in writing by the local planning authority:

a)

Details including sample panels of all external materials and finishes

b)

Details of all hard and soft landscaping including plant species.

1.3

General Arrangement (Drawing Ref: ALD951_MP011) and detailed drawings corresponding to the materials proposed are appended to the end of this document.

1.4

For all Soft Landscape Details (Condition 2b), refer to document ALD951_RP932.

1.5

Revision record

P01: First Issue for Planning

Issued by: CW (ALD)
Date: 17th May 2024
- ALD Report ref ALD951_RP932 rev P01 17th May 2024Page 2 of 17

SUMMARY OF MATERIALS

SECTION TWO

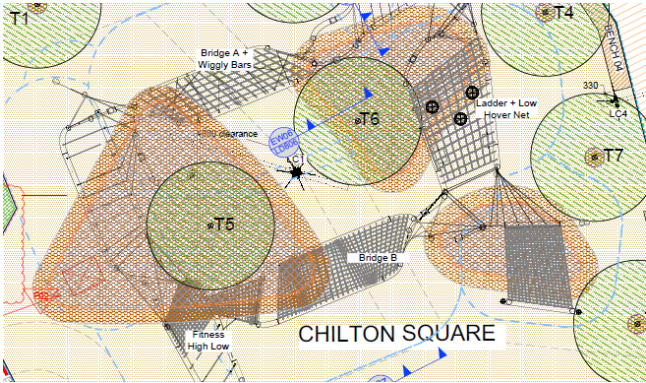

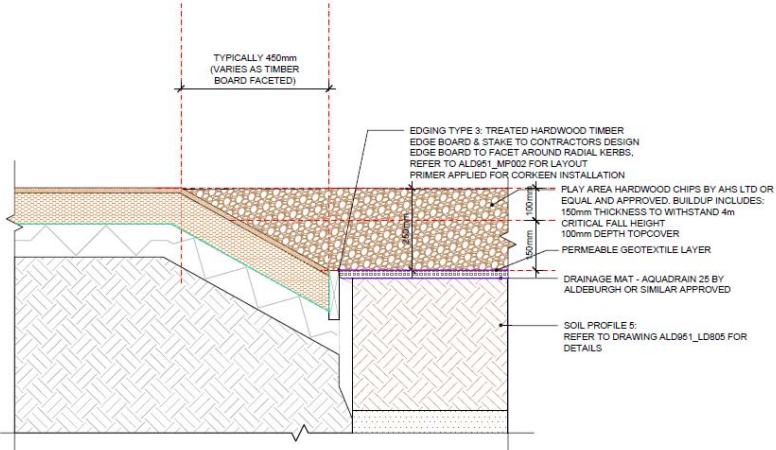


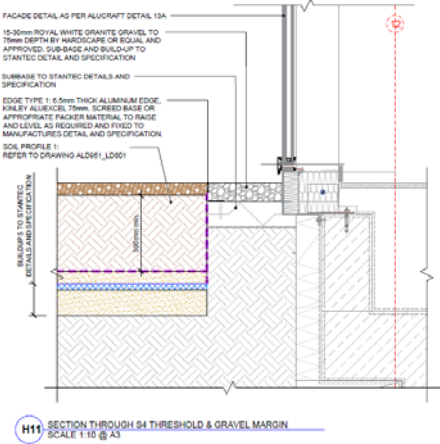
	MATERIAL	LOCATION	PRODUCT (or equivalent approved)
Ref:	PAVING MATERIALS / SURFACES		
3.1	Yorkstone Paving Type 1 (600mm wide)	Canal Reach Footway	Diamond Sawn Scoutmoor Yorkstone by Marshalls
3.2	Yorkstone Paving Type 2 (194mm wide)	Footways surrounding Chilton Square	Diamond Sawn Scoutmoor Yorkstone by Marshalls
3.3	Granite Setts Type 1 (Reclaimed, Rough)	Below Cycle & Scooter Stands	As per Sitewide setts
3.4	Corkeen Safety Surface	Chilton Square Play Area	Corkeen by Playsmart / Amorim
3.5	Loose Fill Safety Surface	Chilton Square Play Area	Hardwood Chips by AHS Ltd
3.6	Gravel Maintenance Margin	Between Planting & S4 Facade	Buff Gravel by Hardscape
	EDGES / PLANTER UPSTANDS / BOUNDARIES		
4.1	Edging Type 1 & 2: Metal Edge	To Paving / Planting / Corkeen	Kinley Systems (or equal approved)
4.2	Edging Type 3: Hardwood Edging	To Corkeen below Loose Fill	Contractors design
4.3	Edging Type 4: Tree Rings	To Trees within Corkeen	600mm diameter metal tree ring by Kinley (or equal approved)
	METALWORK / OTHER		
5.1	Manhole covers	Within Hard Landscape Finishes	Kent Stainless (or as approved)
5.2	Tree Aeration Covers (Hard Landscape)	To Treepits in Corkeen	Green Blue Urban (or as approved)
5.3	Tree Aeration Covers (Soft Landscape)	To Treepits in Planting	Green Blue Urban (or as approved)

FURNITURE			
6.1	Cycle stands	North of Chilton Square	Stainless Steel hoop by Kent Stainless (or as approved)
6.2	Scooter Stand	North of Chilton Square	Stainless Steel scooter hoop by Kent Stainless (or as approved)
6.3	Drinking Fountain	North East corner of S4	Atlantida Drinking Fountain by Santa & Cole
6.5	Natural Stone Boulders	Around Chilton Square	Natural Stone Sandstone, Forest Pennant flat topped Boulders by Hardscape (or as approved)
6.6	Timber Benches	Around Chilton Square	Rought & Ready 6 by Streetlife
6.7	Moveable Tree Planters	To South east of Chilton Square	Solid Tree Planter by Streetlife
6.8	Timber Platform	Adjacent to Low Play Area	To Contractors Details
6.9	Removeable Bollard	North east of Chilton Square	by Kent Stainless
6.10	Fixed Bollard	North west of Chilton Square	by Kent Stainless
6.11	Light Columns	Throughout Chilton Square	Specification by Spiers & Major – not included in this document
6.12	Play Equipment	Chilton Square Play Area	Specification by Massey & Harris – not included in this document

SCHEDULE OF HARDWORKS FINISHES – HARD SURFACING


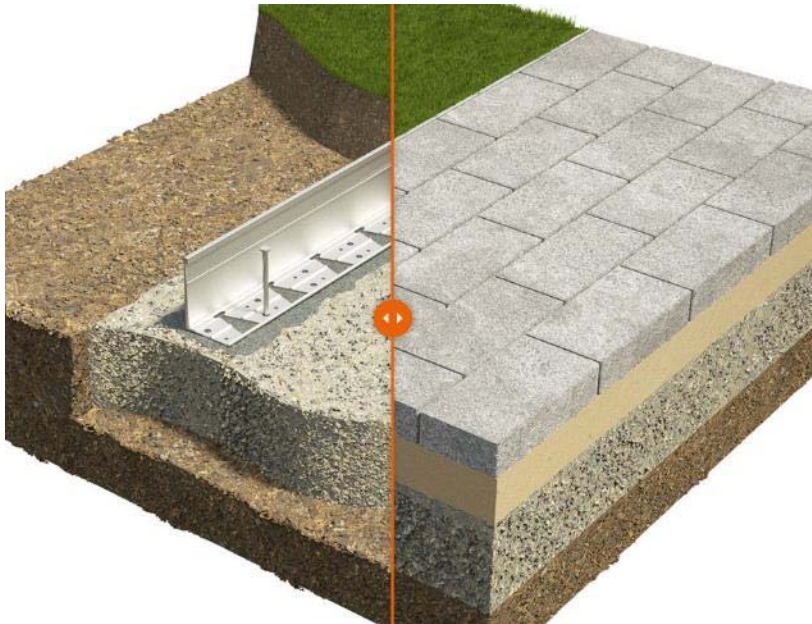
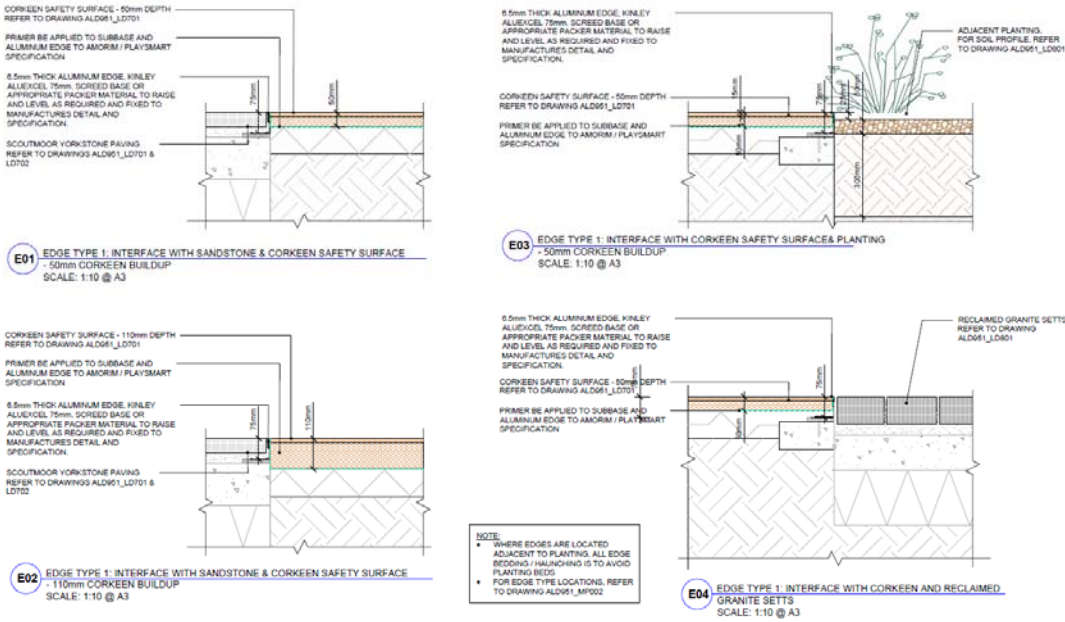
SECTION THREE

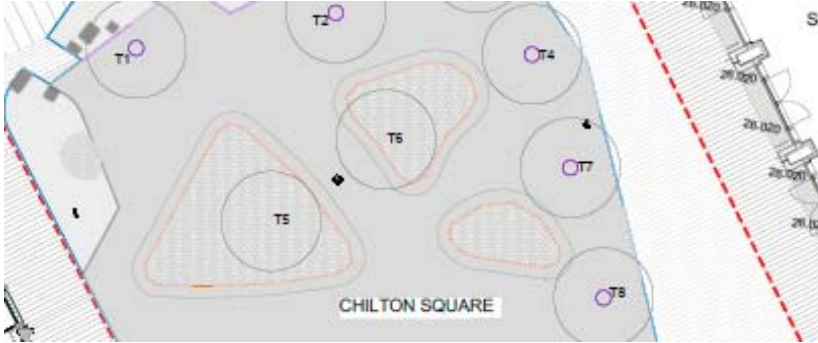
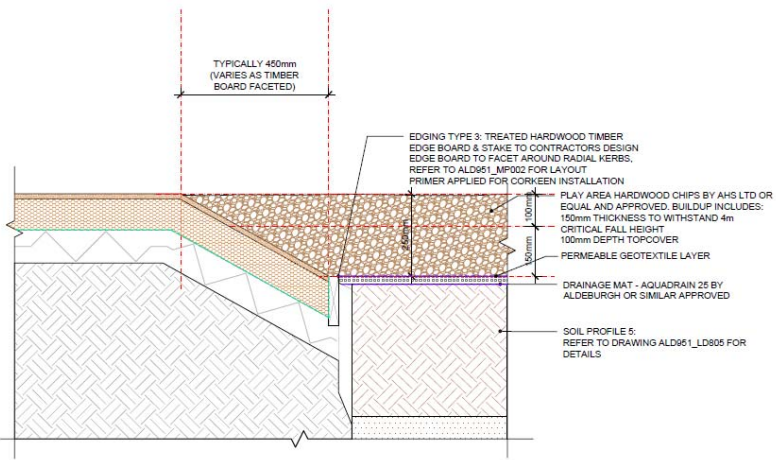


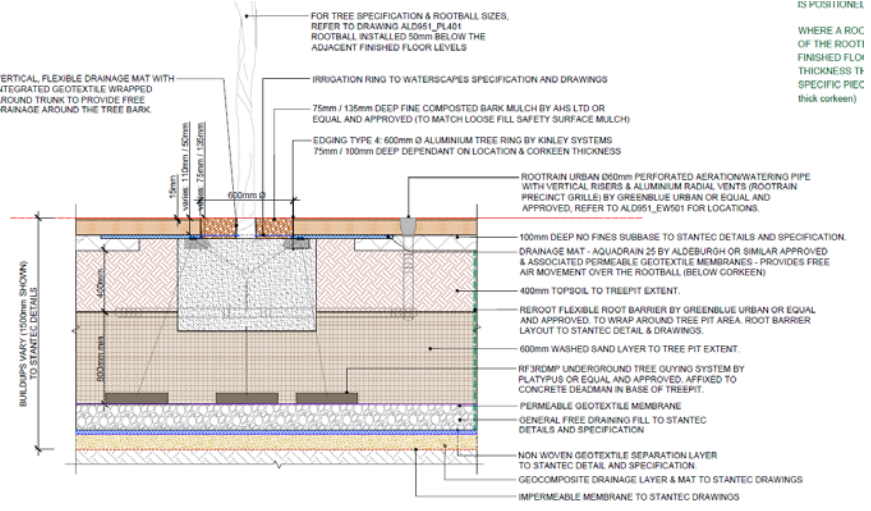
Item ref	Summary	Description	Specified Supplier	Image
3.1 Yorkstone Paving Type 1 (600mm wide)	To North of Chilton Square, adjacent to Canal Reach	<div>Product: Scoutmoor Yorkstone by Marshalls</div> <div>Colour: Scoutmoor Yorkstone</div> <div>Size: 900-900(l) x 600(w) by 50(d)mm</div> <div>Laying Pattern: Stretcher Bond random</div> <div>Jointing: 6mm</div> <div>Finish: Diamond Wire Cut</div> <div>Mock-up / sample location: Refer to sitewide Kings Cross standard (e.g. R1 footpaths/ Handyside Street)</div> <div>Location ref: </div>	<div>Supplier: Marshalls</div> <div>Address: Marshalls Mono Ltd. Landscape House Premier Way Lowfields Business Park Elland HX5 9HT</div> <div>Web page: https://www.marshalls.co.uk/commercial/product/scoutmoor-yorkstone</div> <div>Email address: gdwwwrghlvdhvC_p_dvkdowlfr1xn</div> <div>Telephone number: 36 : 3 744 5599</div>	<div></div> <div>Scoutmoor Yorkstone by Marshalls</div> <div><div>SCOUTMOOR YORKSTONE PAVING TYPE 1 - DIAMOND WIRE CUT FINISH 600mm WIDE x 600-900mm LONG x 50mm DEEP BY MARSHALLS OR EQUAL AND APPROVED. - MINIMUM OVERLAP BETWEEN PAVING UNITS = 150mm - MINIMUM PAVING UNIT AT KERB INTERFACE, OTHER PAVING & BUILDING FACADE = 300mm. 6mm TUFFGROUT JOINT COLOURED TO MATCH PAVING BY STEINTEC OR EQUAL & APPROVED.</div></div> <div>Detail Ref: ALD951_LD701</div>
3.2 Yorkstone Paving Type 2 (194mm wide)	To Public Realm around Chilton Square	<div>Product: Scoutmoor Yorkstone by Marshalls</div> <div>Colour: Scoutmoor Yorkstone</div> <div>Size: 395(l) x 194(w) by 50(d)mm</div> <div>Laying Pattern: Stretcher Bond fixed repeat pattern</div> <div>Jointing: 6mm</div> <div>Finish: Diamond Wire Cut</div> <div>Location ref: Mock-up / sample location: Refer to sitewide Kings Cross standard (e.g. North of R1 adjacent Jellicoe Gardens)</div> <div></div>	<div>Supplier: Marshalls</div> <div>Address: As above</div> <div>Web page: https://www.marshalls.co.uk/commercial/product/scoutmoor-yorkstone</div> <div>Email address: gdwwwrghlvdhvC_p_dvkdowlfr1xn</div> <div>Telephone number: 36 : 3 744 5599</div>	<div></div> <div>Scoutmoor Yorkstone by Marshalls</div> <div><div>6mm TUFFGROUT JOINT COLOURED TO MATCH PAVING BY STEINTEC OR EQUAL & APPROVED. SCOUTMOOR YORKSTONE PAVING TYPE 2 - DIAMOND WIRE CUT FINISH 194mm WIDE x 394mm LONG x 50mm DEEP BY MARSHALLS OR EQUAL AND APPROVED. - OVERLAP BETWEEN PAVING UNITS = 131mm - WHERE SANDSTONE ABUTS OTHER PAVING OR A BUILDING FACADE, MINIMUM UNIT LONG = 131mm OR UTILISE OVERSIZED UNIT WITH FALSE JOINT TO MAINTAIN PATTERN.</div></div> <div>Detail Ref: ALD951_LD702</div>

<p>3.5</p> <p>Loose Fill Safety Surface</p>	<p>To central Chilton Square</p>	<p>Product: Play Area Hardwood Chips</p> <p>Particle Size: 90% particles range from 5-30mm</p> <p>Wood Content: min. 90% hardwood and max. 10% softwood. FSC approved chips</p> <p>Depth: 250mm total depth made up of: 150mm for impact absorption 100mm for material displacement</p> <p>Refer to ALD951_MP004 for location of depths</p> <p><u>Mock-up / sample location:</u></p> <p>Sample held on site</p> <p><u>Location ref:</u></p> 	<p>Supplier:</p> <p>AHS Ltd</p> <p>Address:</p> <p>Coppards Lane Northiam TN31 6QN</p> <p>Web page:</p> <p>https://www.ahs-ltd.co.uk/play-area-safety-surfacing/play-area-bark-woodchips/play-area-hardwood-chips/</p> <p>Email address:</p> <p>Sales@ahs-ltd.co.uk</p> <p>Telephone number:</p> <p>0333 207 0440</p>	 <p>Hardwood Chips image example</p>  <p>Detail Ref: ALD951_LD708</p>
<p>3.6</p> <p>Gravel maintenance margin</p>	<p>To north and south faces of S4 façade, adjacent to planting</p>	<p>Product: Buff Gravel to match adjacent Yorkstone</p> <p>Colour: Buff</p> <p>Aggregate Size: 15-30mm</p> <p>Depth: 75mm</p> <p><u>Mock-up / sample location:</u></p> <p>Sample held on site</p> <p><u>Location ref</u></p> 	<p>Supplier:</p> <p>Hardscape (or equivalent and approved)</p> <p>Address:</p> <p>Eagley House, Deakins Business Park Egerton, Bolton, BL7 9RP</p> <p>Web page:</p> <p>https://hardscape.co.uk/</p> <p>Telephone number:</p> <p>01204 565 500 07872 600 106</p>	 <p>Buff Gravel to match Yorkstone</p>  <p>Detail Ref: ALD951_LD709</p>




SCHEDULE OF HARDWORKS FINISHES – EDGES



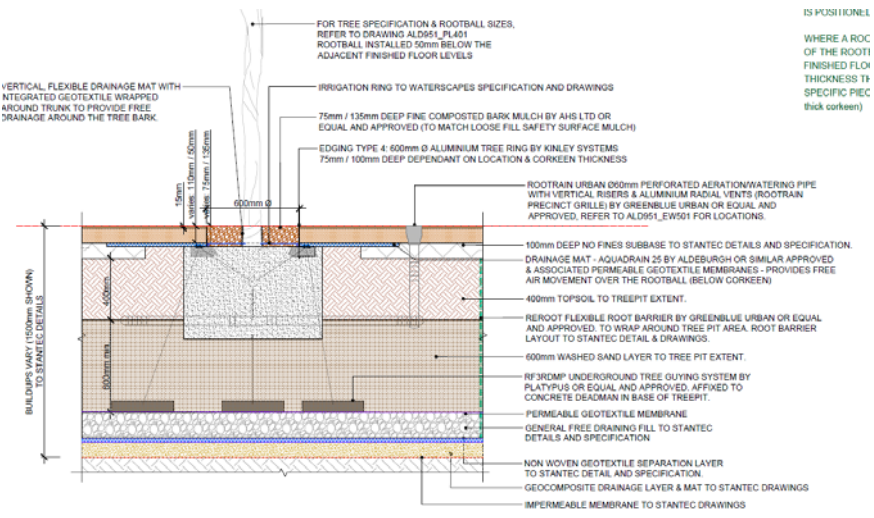

SECTION FOUR

Item ref	Summary	Description	Specified Supplier	Image
4.1 Edge Type 1 & Edge Type 2 Metal Edge	Metal edge to corkeen / planting / paving Depths vary	<p>Product: Aluminium Metal Edge – Flush, AluExcel</p> <p>Colour: Natural</p> <p>Size: 6.5mm wide x 75mm depth (Type 1) 6.5mm wide x 120mm depth (Type 2)</p> <p>Finish: Aluminium</p> <p>For location of different depths, refer to edging layout drawing ALD951_MP002</p> <p><u>Mock-up / sample location:</u> Refer to sitewide standard (e.g. Jellicoe Gardens)</p> <p><u>Location ref:</u></p> 	<p>Supplier: Kinley Systems (or similar & approved)</p> <p>Address: Kinley Systems Ltd Northpoint Compass Park Staplecross, TN32 5BS</p> <p>Web page: https://www.kinley.co.uk/products/edging/exceledege/aluexcel</p> <p>Email address: sales@kinley.co.uk</p> <p>Telephone number: 01580 830 688</p>	 <p>Kinley website Image</p>  <p>Detail Ref: ALD951_LD711 & LD712</p>

<p>4.2</p> <p>Edge Type 3:</p> <p>Hardwood edge (buried)</p>	<p>Hardwood edge buried below loose fill</p>	<p>Treated Hardwood edging board and stake to contractors design, faceted around curves below ground.</p> <p>Edge adjacent to corkeen to be applied with corkeen primer.</p> <p>NOTE: Edge will not be visible</p> <p><u>Mock-up / sample location:</u></p> <p>Sample held on site (item not visible from surface)</p> <p><u>Location ref:</u></p> 	<p>To contractors design</p>	 <p>Detail Ref: ALD951_LD708</p>
<p>4.3</p> <p>Edge Type 4:</p> <p>Metal tree ring</p>	<p>Metal tree ring to trees within corkeen</p>	<p>Product: Metal Tree Ring</p> <p>Size: 600mm diameter tree ring, 75mm / 100mm deep dependant on adjacent corkeen depths</p> <p>Finish: Aluminium if available</p> <p><u>Mock-up / sample location:</u></p> <p>Sample held on site</p> <p><u>Location ref:</u></p> 	<p>Supplier: Kinley Systems (or similar & approved)</p> <p>Address: Kinley Systems Ltd Northpoint Compass Park Staplecross, TN32 5BS</p> <p>Web page: https://www.kinley.co.uk/products/edging/exceledge/aluexcel</p> <p>Email address: sales@kinley.co.uk</p> <p>Telephone number: 01580 830 688</p>	 <p>Indicative image of tree ring</p>  <p>Detail Ref: ALD951_LD805</p>



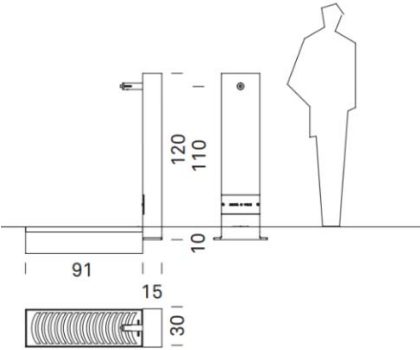
SCHEDULE OF HARDWORKS FINISHES – DRAINAGE AND METALWORK UNITS SECTION FIVE

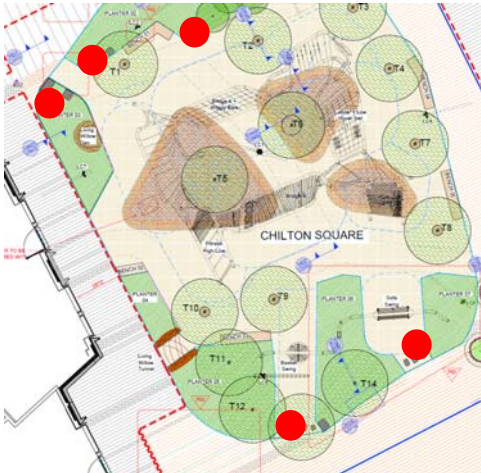

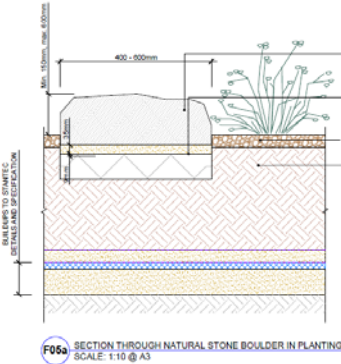
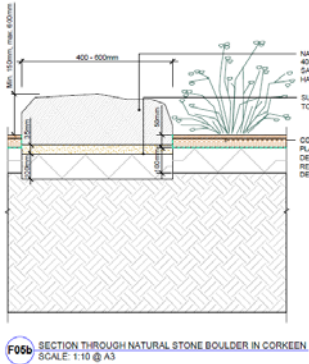


Item ref	Summary	Description	Specified Supplier	Image
5.1 Manhole covers – within hard landscape	Manhole Covers	<p>Product: Kent Stainless – Bespoke Manhole Covers</p> <p>Size: To be co-ordinated with paving types/finishes for most suitable size/orientation</p> <p>Depth: 80mm / 100mm deep as standard</p> <p>Material: 3mm, 4mm, 6mm or 8mm thick stainless steel as standard within Chilton Square Galvanised steel in highways footways</p> <p>Recessed cover units are manufactured in accordance with EN124 and FACTA standards and are available in various loadings.</p> <p><u>Mock-up / sample location:</u> Refer to sitewide standard</p>	<p>Supplier: Kent Stainless</p> <p>Address: Kent Stainless Ltd., Ardavan, Co. Wexford Y35 CRW2</p> <p>Web page: http://www.kentstainless.co.uk</p> <p>Email address: info@kentstainless.com</p> <p>Telephone number: 0800 376 8377</p> <div></div> <p>Multi leaf cover within clay paving</p>	<div><p>Kent Stainless – Solo Paver – (shown indicatively for intent)</p><p>Galvanised steel (in yorkstone)</p></div>



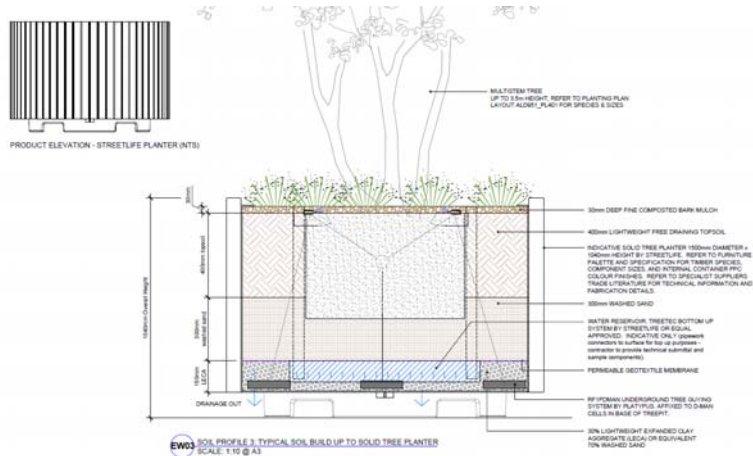
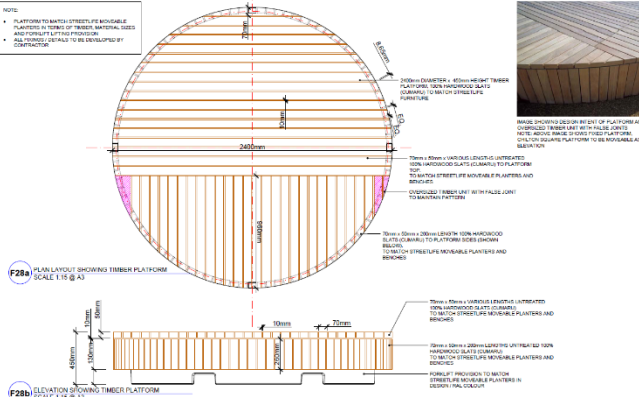

5.2 Tree aeration / irrigation grilles (hard Landscape)	Aeration & irrigation covers to trees within corkeen	<p>Product: RootRain Precinct Grille (radial)</p> <p>Size: 100mm diameter</p> <p>Finish: Aluminium</p> <p>Accessories: To include RootRain below ground pipework</p> <p><u>Mock-up / sample location:</u> Sample held on site</p> <p><u>Location ref:</u></p>  <p>NOTE: ALL AERATION GRILLES TO BE LOCATED OUTSIDE OF FALL ZONES</p>	<p>Supplier: GreenBlue Urban</p> <p>Address: Northpoint, Compass Park, Junction Road Bodiam, TN32 5BS</p> <p>Web page: https://greenblue.com/gb/products/rootrain-precinct/</p> <p>Email address: estimating@greenblue.com</p> <p>Telephone number: 01580 830 800</p>	 <p>Image from GreenBlue Urban website</p>  <p>Detail Ref: ALD951_LD805</p>
5.3 Tree aeration / irrigation grilles (soft landscape)	Aeration & irrigation covers to trees within planting	<p>Product: RootRain Civic Grille (radial)</p> <p>Size: 100mm diameter</p> <p>Finish: Black Plastic</p> <p><u>Mock-up / sample location:</u> Sample held on site</p> <p><u>Location ref:</u> As per the above (in soft landscape)</p> <p>NOTE: ALL AERATION GRILLES TO BE LOCATED OUTSIDE OF FALL ZONES</p>	<p>Supplier: GreenBlue Urban</p> <p>Address: As above</p> <p>Web page: https://greenblue.com/gb/products/rootrain-precinct/</p> <p>Email address: estimating@greenblue.com</p> <p>Telephone number: 01580 830 800</p>	 <p>Image from GreenBlue Urban website</p>





SCHEDULE OF HARDWORKS FINISHES – FURNITURE: SECTION SIX

6.1 Cycle Stands	To North of Chilton Square 7no. stands	<p>Product: Sheffield Stainless Steel Cycle Stand</p> <p>Size: 1m high x</p> <p>Finish: Satin polished</p> <p>Material: Stainless Steel</p> <p>Mock-up / sample location: Refer to site wide standard</p> <p>Location ref:</p> 	<p>Supplier: Kent Stainless</p> <p>Address: Kent Stainless Ltd., Ardavan, Co. Wexford Y35 CRW2</p> <p>Web page: http://www.kentstainless.co.uk</p> <p>Email address: info@kentstainless.com</p> <p>Telephone number: 0800 376 8377</p>	 <p>Image reference of sitewide cycle stand</p>
6.2 Scooter Stand	To North of Chilton Square 1no. stand for 10no. scooters	<p>Product: Scooter Rack</p> <p>Size: 1m high x 48.3mm diameter stainless steel x 1.251mm long x 250mm wide</p> <p>Finish: Satin polished</p> <p>Material: Stainless Steel</p> <p>To allow parking for 10no. scooters</p> <p>Mock-up / sample location: Refer to site wide standard (Adjacent to P1 school)</p> <p>Location ref:</p> 	<p>Supplier: Kent Stainless</p> <p>Address: Kent Stainless Ltd., Ardavan, Co. Wexford Y35 CRW2</p> <p>Web page: http://www.kentstainless.co.uk</p> <p>Email address: info@kentstainless.com</p> <p>Telephone number: 0800 376 8377</p>	 <p>Image reference of scooter stands adjacent to P1</p>

6.3 Drinking Fountain (1no.)	Drinking Fountain To North East of S4	<p>Product: Atlantida Drinking Fountain by Santa & Cole</p> <p>Material: Cast Iron</p> <p>Fixings: Root Fixed</p> <p>Colour: RAL 7024 to match Boulevard</p> <p>Size: 1200mm Above ground height</p> <p>Inlet and outlet connections to Stantec detail and specification</p> <p>Mock-up / sample location: Refer to site wide standard</p> <p>Location ref:</p> 	<p>Supplier: All Urban</p> <p>Address: Aizlewood's Mill Nursery Street Sheffield S3 8GG</p> <p>Web page: https://www.allurban.co.uk/</p> <p>Email address: Info@allurban.co.uk</p> <p>Telephone number: 0114 282 1283</p>	 <p>Atlantida Drinking Fountain by Santa & Cole (note only 1no. required)</p> 
---	--	---	---	---

<p>6.5 Natural Stone Boulders</p>	<p>Around Chilton Square</p>	<p>Product: Sandstone Forest Pennant Flat topped boulder</p> <p>Finish: Natural Quarry surface</p> <p>Size: Irregularly shaped, flat topped stones, between 400mm – 900mm diameter, min 150mm height, max. 600mm height. Min. weight 150kg</p> <p>Other requirements: All corners must comply with play safety regulations BS 1176 & 1177</p> <p>Mock-up / sample location: Sample held on site</p> 	<p>Supplier: Hardscape (or equivalent and approved)</p> <p>Address: Eagley House, Deakins Business Park Egerton, Bolton,m BL7 9RP</p> <p>Web page: https://hardscape.co.uk/</p> <p>Telephone number: 01204 565 500 07872 600 106</p>	   <p>Detail Ref: LD951_LD725</p>
<p>6.6 Timber Benches</p>	<p>Around Chilton Square</p> <p>6no. total</p>	<p>Product: Rough & Ready 6 Benches by Streetlife</p> <p>Material: Timber untreated FSC, 100% hardwood Cumaru / Lauro Gamela tbc</p> <p>Size: 6no. slats, (70mm x 150mm) x ca. 600mm wide, lengths vary</p> <p>Supports: open laser-cut rectangular powder coated satin matt finish</p> <p>Accessories: Armrests – stainless steel with micro-peen finish (refer to bench schedule) Double beam backrest FSC 100% hardwood convex planed on one side (to BS8300) Anti-skate Knobs (ASK) in stainless steel</p> <p>Other requirements: All corners must comply with play safety regulations BD 1176 & 1177</p> <p>Mock-up / sample location: Timber sample held on site</p>	<p>Supplier: Streetlife</p> <p>Address: Herengracht 36 2312 LD Leiden, The Netherlands</p> <p>Web page: https://www.streetlife.nl/us</p> <p>Email address: sleitner@streetlife.nl</p> <p>Telephone number: +44 (0) 20 30 20 1509</p>	 

<div>6.7</div> <div>Tree Planter</div>	<div>Moveable tree planters to south of Chilton Square</div> <div>6no. total</div>	<div>Product: Solid Tree Planter by Streetlife</div> <div>Material: Timber untreated FSC, 100% hardwood Cumaru / Lauro Gamela tbc</div> <div>Size: 1500mm diameter x 1050mm height clad in timber slats (70mm x 70mm)</div> <div>Interior: powder coated steel</div> <div>Accessories: Irrigation – Treetec Bottom up System</div> <div>Forklift provision</div> <div>Drainage holes</div> <div>Rootball anchoring system</div> <div>Mock-up / sample location: Timber sample held on site</div> <div>Location ref:</div> <div></div>	<div>Supplier: Streetlife</div> <div>Address: Herengracht 36 2312 LD Leiden, The Netherlands</div> <div>Web page: https://www.streetlife.nl/us</div> <div>Email address: slleitner@streetlife.nl</div> <div>Telephone number: +44 (0) 20 30 20 1509</div>	<div></div> <div>Image from Streetlife website</div> <div></div> <div>Detail Ref: LD951_LD802</div>
<div>6.8</div> <div>Timber Platform</div>	<div>Moveable Timber Platform adjacent to the low play area</div>	<div>Product: Bespoke product to be developed by contractor</div> <div>Material: Timber clad steel frame: untreated FSC, 100% hardwood Cumaru / Lauro Gamela tbc to match benches / planters</div> <div>Size: 2.4m diameter x 450mm height</div> <div>Accessories: Forklift provision</div> <div>Mock-up / sample location: Timber sample held on site</div> <div>Location ref: See above plan layout (To north east of S4)</div>	<div>To contractors design</div> <div>Refer to detail drawing ALD951_LD728</div> <div></div>	<div></div> <div>Extracts from Stage 3 Design</div>

<p>6.9 Removable Bollard</p>	<p>Removable bollards to north east corner of Chilton Square</p> <p>5no.</p>	<p>Product: Stainless Steel Removable Bollard</p> <p>Material: Stainless Steel Satin Polished with 15mm black hazard strip to match sitewide standard</p> <p>Size: 101mm diameter x 900mm height</p> <p><u>Mock-up / sample location:</u> Refer to site wide standard</p> <p><u>Location ref:</u></p> 	<p>Supplier: Kent Stainless</p> <p>Address: Kent Stainless Ltd., Ardavan, Co. Wexford Y35 CRW2</p> <p>Web page: http://www.kentstainless.co.uk</p> <p>Email address: info@kentstainless.com</p> <p>Telephone number: 0800 376 8377</p>	 <p>Removable bollard adjacent to Granary Square pedestrian bridge</p> <p><u>Detail Ref:</u> LD951_LD730</p>
<p>6.10 Fixed Bollard</p>	<p>Fixed bollard to north western corner of Chilton Square</p> <p>2no.</p>	<p>Product: Stainless Steel Fixed Bollard</p> <p>Material: Stainless Steel Satin Polished with 15mm black hazard strip to match sitewide standard</p> <p>Size: 101mm diameter x 900mm height</p> <p><u>Mock-up / sample location:</u> Refer to site wide standard</p> <p><u>Location ref:</u></p> 	<p>Supplier: Kent Stainless</p> <p>Address: Kent Stainless Ltd., Ardavan, Co. Wexford Y35 CRW2</p> <p>Web page: http://www.kentstainless.co.uk</p> <p>Email address: info@kentstainless.com</p> <p>Telephone number: 0800 376 8377</p>	 <p>Fixed bollard in Wharf Road Gardens#</p> <p><u>Detail Ref:</u> LD951_LD731</p>



APPENDIX A: Chilton Square Hard Landscape - GENERAL ARRANGEMENT & HARD LANDSCAPE TYPICAL DETAILS