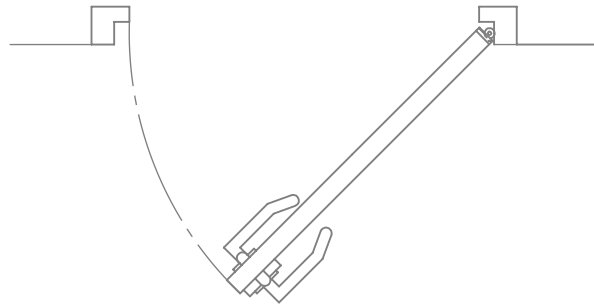
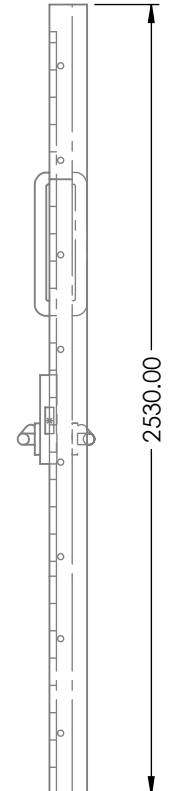
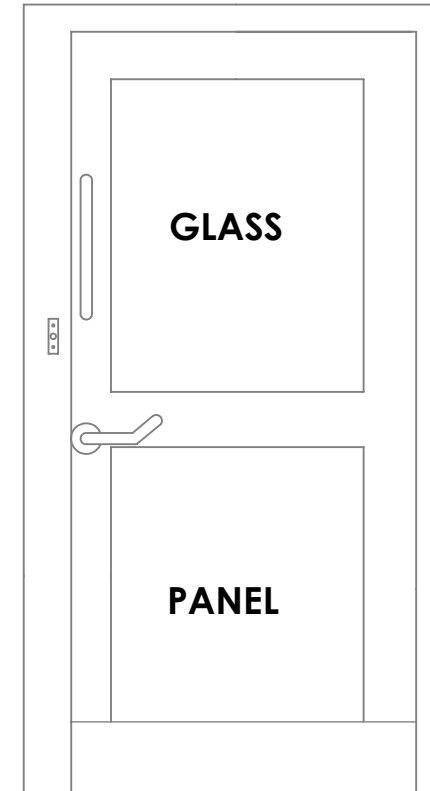
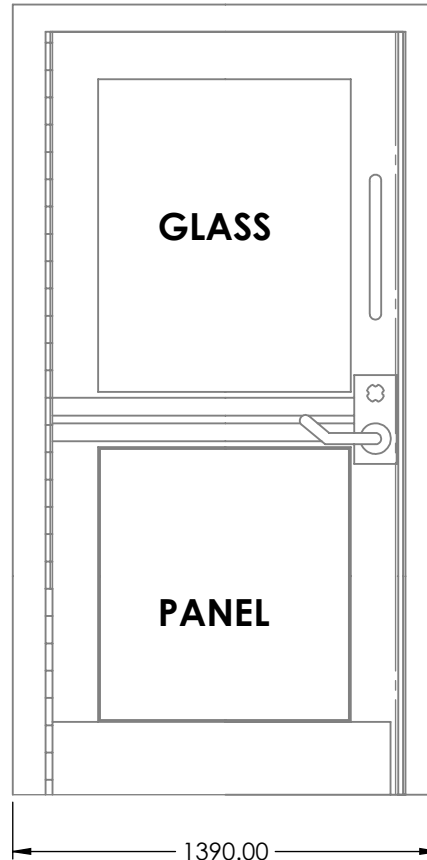


BAY SIDE DOOR



INSIDE

OUTSIDE



MODIFICATION

DATE

FOR OTHER MODIFICATIONS SEE PREVIOUS DWGs

XXXXXXX



**SECURE
MECHANICAL
PRODUCTS**
est. 1994

Halesfield 24, Telford, Shropshire TF7 4NZ
t: (01952) 585673 e: sales@smp-security.co.uk
f: (01952) 582816 www.smp-security.co.uk/smp

COMPT:
**VAULTX INTERIOR
DOOR**

CUSTOMER:

MATERIAL (mm):

DEV. SIZE (mm):

WEIGHT (KG's): **0.00**

QTY:

FINISH:

DATE: **16/03/2023**

DRAWN: **C.G.W**

CHECKED:

Sheet: **1**

ISSUE:

SCALE: **1:20**

PROJECTION
3RD
ANGLE



DWG No.

SP1155-100

TOLERANCES:
UNITS (0): +0.5
DECIMALS (0.0): +0.2
ANGLES (0.0°): +0.5°
DIMENSIONS ARE IN mm

GENERAL NOTES:
DO NOT SCALE THIS DRAWING.
IF IN DOUBT ASK!
REMOVE ALL BURRS & SHARP EDGES.
DIMENSIONS ARE IN MILLIMETRES.

ITEM No.

100