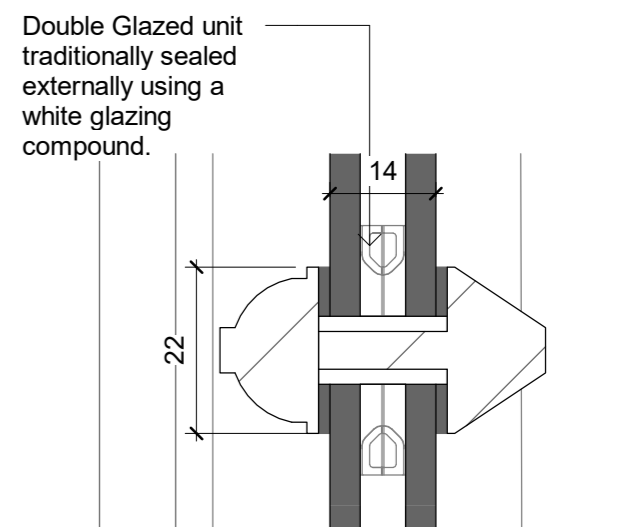
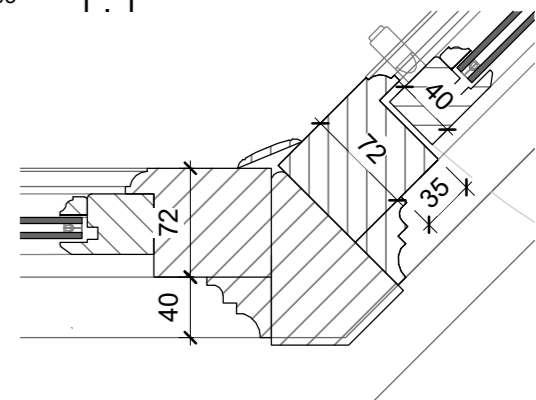


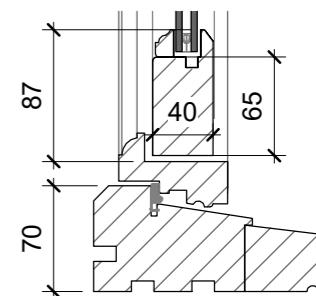
Existing window



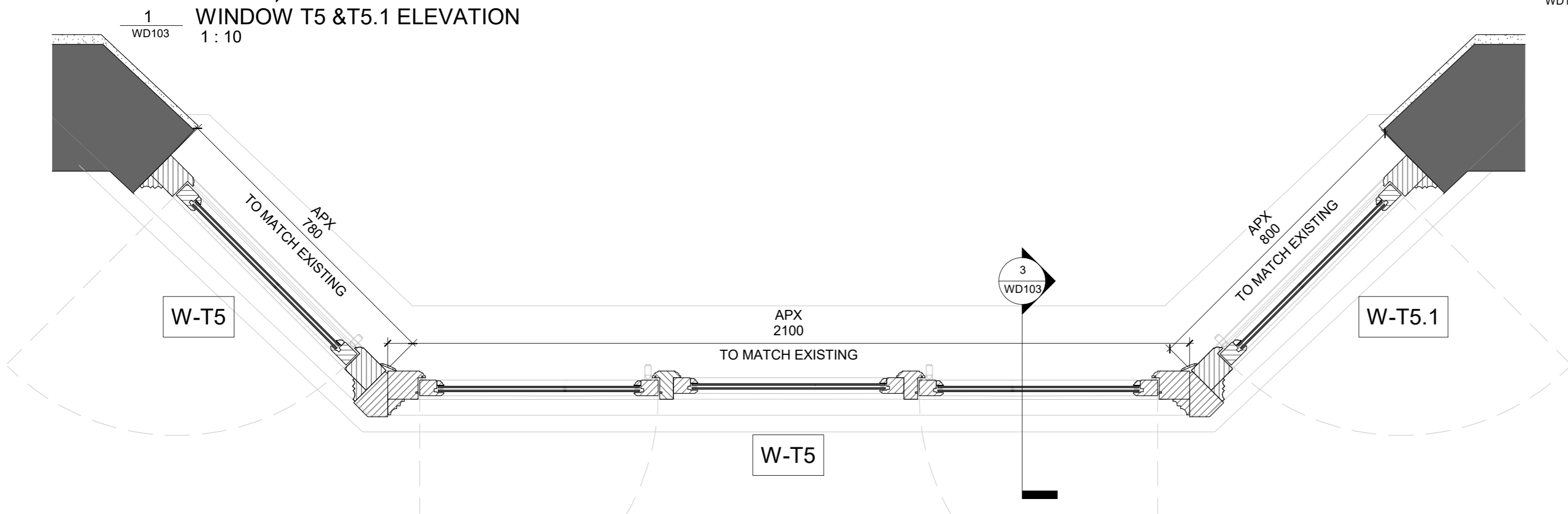
4
WD103
Detail 4_Glazing Bar
1 : 1



5
WD103
Detail 5_Bay Corner
1 : 5



6
WD103
Detail 6_Sill
1 : 5



2
WD103
WINDOW T5 &T.5.1 PLAN
1 : 10

DRAWN	BL	DATE	PROJECT	DRAWING TITLE	DWG. No.	NOTES	REV	DATE	REVISION NOTES	ARCHITECT
CHECKED	BL	16 03 24	FLAT 1, 18 PLATT'S LANE	PROPOSED WINDOW T5 & T5.1DETAILS	WD103	1. All dimensions are in millimetres. 2. All dimensions are to be checked on site. 3. Any discrepancy between the architectural drawing and other drawings relevant for construction should be notified before commencement.				BL Architecture
SCALE	As indicated		CLIENT TOBY VANHEGAN		REV					