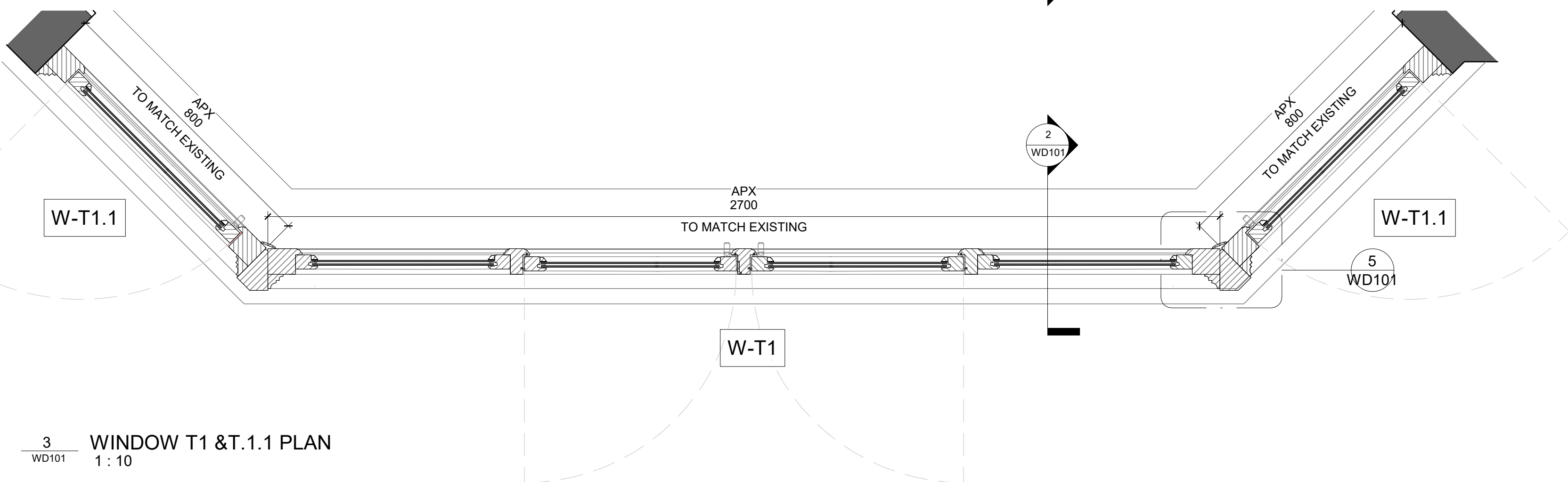


1 WINDOW T1 & T.1.1 ELEVATION
1 : 10

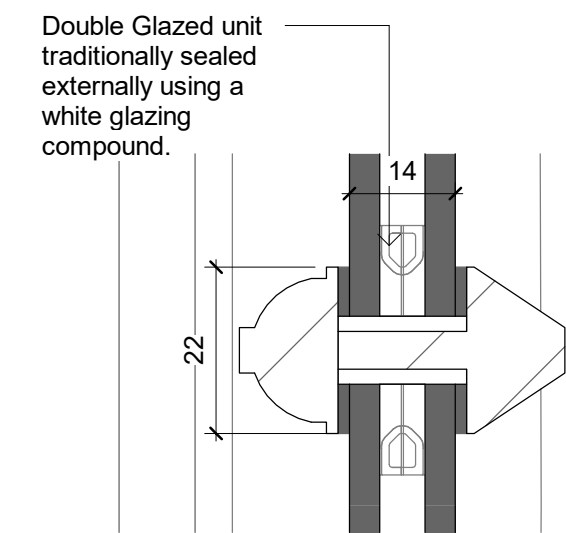
2 Section A
1 : 10



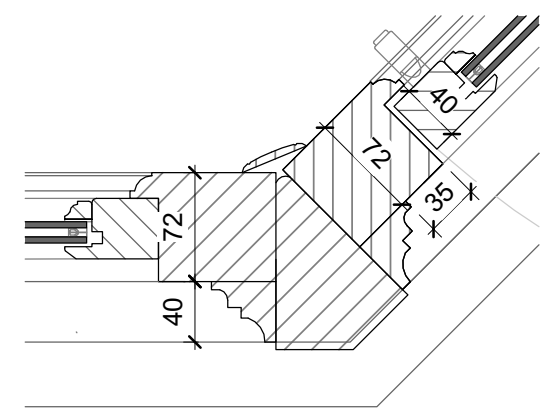
3 WINDOW T1 & T.1.1 PLAN
1 : 10



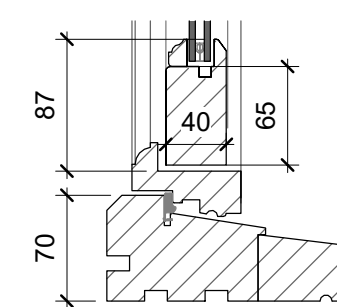
Existing window



4 Detail 1_Glazing Bar
1 : 1



5 Detail 2_Bay Corner
1 : 5



6 Detail 3_Sill
1 : 5

DRAWN	BL	DATE	PROJECT	DRAWING TITLE	DWG. No.	NOTES	REV	DATE	REVISION NOTES	ARCHITECT
CHECKED	BL	16 03 24	FLAT 1, 18 PLATT'S LANE	PROPOSED WINDOW T1 & T1.1 DETAILS	WD101	1. All dimensions are in millimetres. 2. All dimensions are to be checked on site. 3. Any discrepancy between the architectural drawing and other drawings relevant for construction should be notified before commencement.				BL Architecture
SCALE	As indicated	@ A2	CLIENT TOBY VANHEGAN		REV					