

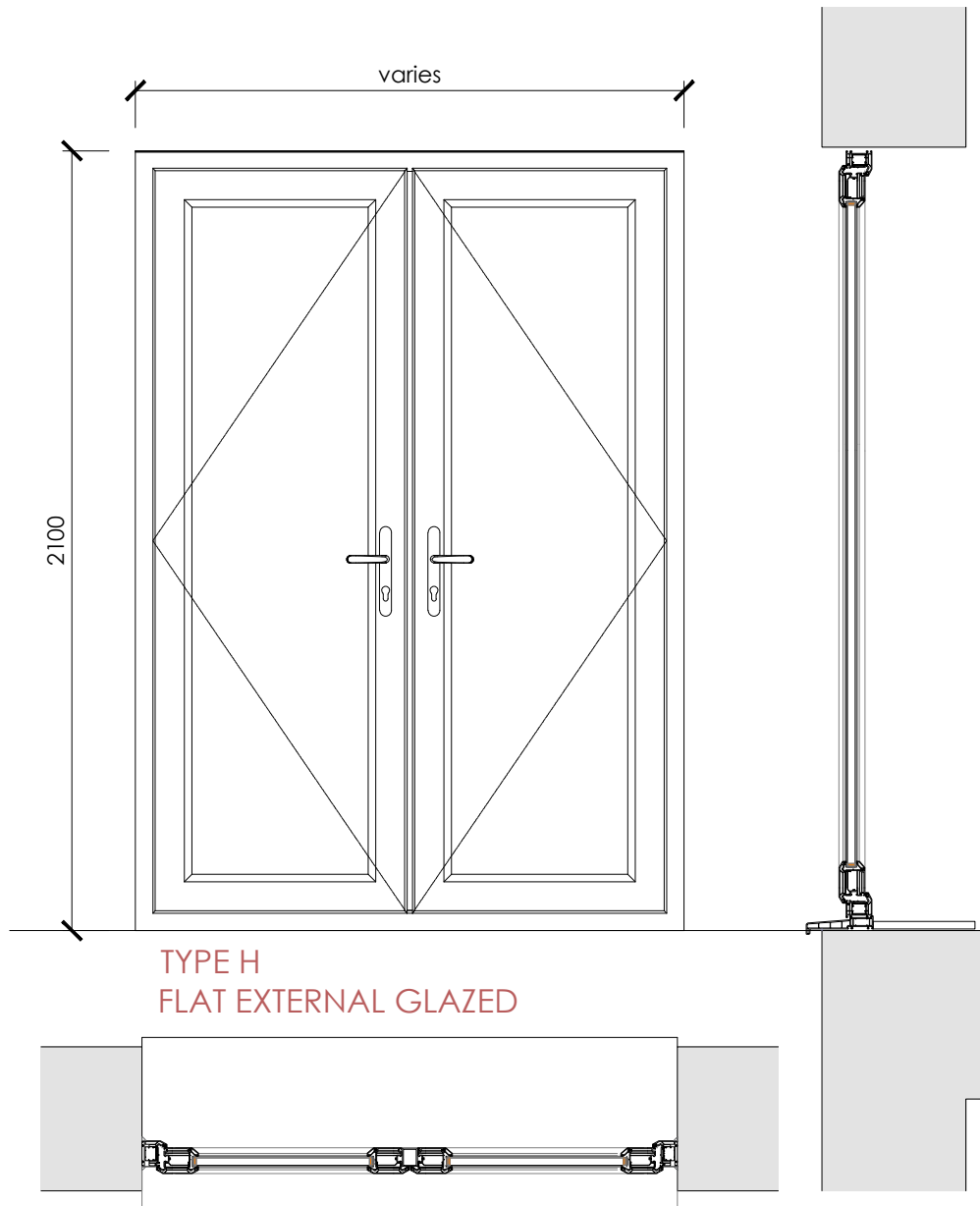


Door schedule Second Floor													
DOOR NO	LOCATION	SWING	ELEVATION TYPE	LEAF	VISION PANEL	MIN CLEAR OPENING	STRUCTURAL OPENING	SO HEIGHT	FIRE RATING	Ironmongery Set	Head Detail	Jamb Detail	NOTES
2F E 01	BEDROOM		H	Double	Glazed	n/a	1970	2100	n/a	-	01	01	WOOD VENEER FACED BOTH SIDES WITH HARDWOOD DOOR FRAME
2F E 02	BEDROOM		H	Double	Glazed	n/a	1970	2100	n/a	-	01	01	WOOD VENEER FACED BOTH SIDES WITH HARDWOOD DOOR FRAME

1 DOOR SCHEDULE



2 DOOR ELEVATION, PLAN AND SECTION
scale 1:20

SPECIFIC FRAME DETAILS FOR UPVC DOORS WILL BE ADDED ONCE RECEIVED FROM MANUFACTURER

PLANNING

DO NOT SCALE THIS DRAWING - USE DIMENSIONS
The Contractor is to check and verify all dimensions on site before starting work and report any omissions or errors. This drawing is to be read in conjunction with all relevant consultants and specialists drawings. This drawing is copyright.

This drawing is issued for the sole and exclusive use of the named recipient. Distribution to any third party is on the strict understanding that no liability is accepted by bcr-infinity architects for any discrepancies, errors or omissions that may be present, and no guarantee is offered as to the accuracy of information shown.

Revisions
A- PLANNING ISSUE 07/02/24 CP

Drawing Title
AS PROPOSED - DOOR SCHEDULE 2F FLOOR
Project
551-557 FINCHLEY ROAD

Client
GLENCAR CONSTRUCTION LTD
CAD Reference: 22-055-A-603

Drawing Number
22-055-A-603
Scale
1:20
Date
Feb 2024
Drawn by: CP
Checked by: JH

bcr·infinity architects
www.bcr-infinityarchitects.co.uk
e: studio@bcr-infinityarchitects.co.uk
Cambridge:
1 Wellington street
CB1 1HW
T 01223 366717
Bury St Edmunds:
8 Angel Hill
IP33 1UZ
T 01284 727710

RIBA 
Chartered Practice