

DATUM=17.00m

ELEVATION 2D



DATUM=17.00m

ELEVATION 9

0m 1m 2m 3m 4m

Scale 1:50

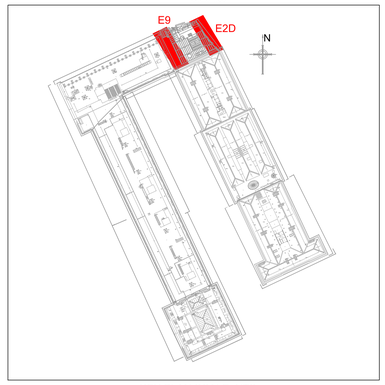

KEY PLAN SCALE: NTS

Ingleton Wood LLP shall have no liability to the Employer arising out of any unauthorized modification or amendment to, or any transmission, copy or use of the material, or any proprietary work contained therein, by the Employer, Other Project Team Member, or any other third party.

All dimensions are to be checked and verified on-site by the Main Contractor prior to commencement; any discrepancies are to be reported to the Contract Administrator.

This drawing is to be read in conjunction with all other relevant drawings and specifications

Do Not Scale

© Ingleton Wood LLP

Notes:-

1. Do not scale this drawing (printed or electronic versions)
2. This drawing indicates design intent only and shall not be used as a working drawing or installation drawing. The contractor shall be responsible for producing his own fully coordinated working drawings.
3. Contractors must check all dimensions on site prior to ordering materials or commencing work. Any discrepancies must be reported to the engineer immediately.
4. This drawing is copyright and is for use on this site only.
5. All structural & architectural elements, where indicated, have been imported from the engineers drawings and reference should be made to the individual structural / architectural drawings for exact dimensions.
6. This drawing should be read in conjunction with all relevant consultants, specialist sub-contractors, supply chain drawings and specifications for exact setting out, size and type of component.
7. Discrepancies and/or ambiguities within this drawing, between it and information given elsewhere, must be reported immediately to Ingleton Wood for clarification before proceeding.
8. All works to be carried out in accordance with the latest British Standards/Codes of Practice/Building Regulations unless specifically directed otherwise in the specification.
9. Responsibility for the reproduction of this drawing in paper form, or if issued in electronic format, lies with the recipient to check that all information has been replicated in full and is correct when compared to the original paper or electronic image.
10. Graphical representations of equipment on this drawing have been co-ordinated, but are approximations only. Please refer to specifications and / or details for actual sizes and or specific contractor construction information.
11. All builders work associated with the mechanical and electrical services installation must be included for.
12. Contractor to review site Asbestos register prior to commencing works.
13. All power and control wiring associated with the mechanical services installation must be included for.
14. The position of all equipment shown is indicative only. Final positions to be determined & indicated on working drawings.
15. Refer to presence detector installation instructions for wiring, switch type & final position.
16. Refer to mechanical drawings for extract fan details.
17. Refer to mechanical layout drawings for positions of outlets to mechanical plant.
18. Cable containment (if indicated) is shown as indicative only. Contractor to determine cable containment routes and sizes to suit the installation.

Rev	Description	Date	Chk	Apr
P03	Scale Bar Added	01.02.24	NH	PK
P01	Information Issue	11.05.23	NH	PK

Project No:	Scale @ A0:	Drawn By:
502705	1:50	JP

Ingleton Wood
Property and Construction Consultants
Issuing office: Colchester
T: 01206 224270
www.ingletonwood.co.uk

Vision, form and function

Project:
HSLI Stone Building
Lightning Protection System
Stone Buildings
London WC2A 3TL

Client:
Honourable Society of Lincoln's Inn

Title:
Lightning Protection
Elevation 2D & E9

Drawing Number:
HSLISB-IWD-XX-XX-DR-E-5813

Status:	Purpose of Issue:	Revision:
S2	Information	P02