


All dimensions are in millimetres



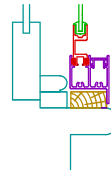
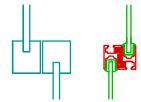
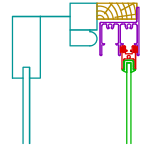
VERTICAL SECTION  
SCALE 1:20



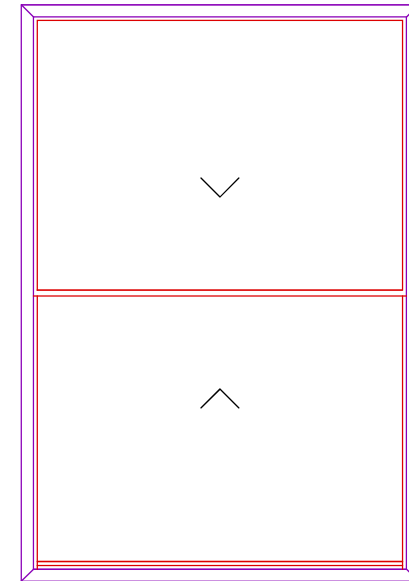
PRIMARY ELEVATION  
SCALE 1:20



HORIZONTAL SECTION  
SCALE 1:20



VERTICAL SECTION  
SCALE 1:5



SECONDARY ELEVATION  
PROPOSAL S20-VS  
SCALE 1:20



HORIZONTAL SECTION  
SCALE 1:5



Scale: 1:20@A3



S20 VS

36 Park Village East NW

DATE  
12/09/23

DRAWING No.

SCALE  
NTS

**selectaglaze**<sup>™</sup>

ALBAN PARK, HATFIELD ROAD  
ST. ALBANS HERTS AL4 0JJ

TEL: 01727 837271  
FAX: 01727 844053