

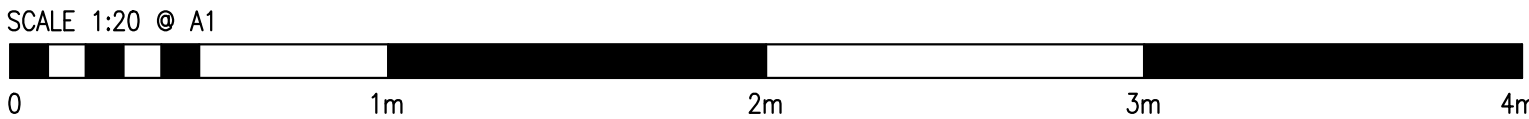
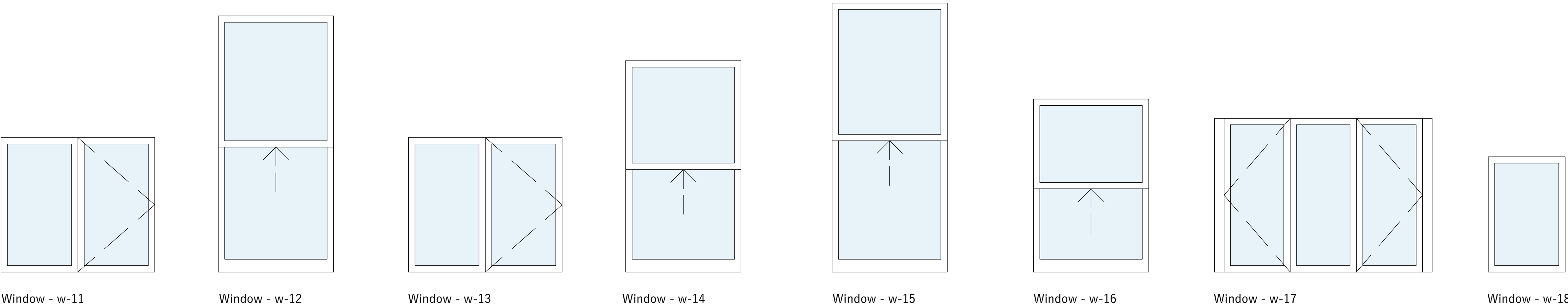
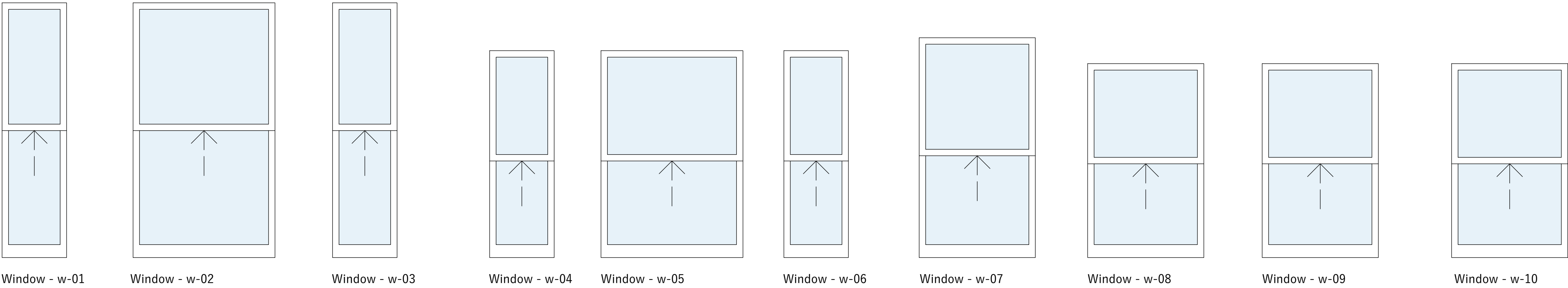
Note:

Existing windows are single glazed timber construction.

Notes

1. This drawing is copyright no part of this drawing to be copied unless written consent is given by the practice
2. Do not scale from this drawing. All discrepancies to be reported immediately to the project co-ordinator.

PLANNING



| Rev. | Date | Description | Name |
|------|------|-------------|------|
| | | | |

NOTES:

Report all discrepancies, errors and omissions.
Do not scale from this drawing.
Verify all dimensions on site before commencing any work or preparing shop drawings.
All materials, components and workmanship are to comply with all the relevant British Standards, Codes of Practice, and appropriate manufacturers recommendations.
For all specialist work, see relevant drawings.

This drawing and design are copyright of ARCHWAY BUILDING CONSULTANCY.

IMPORTANT

All drawings are to be read in conjunction with materials and workmanship and finishes schedules.
The contractor is to advise on structural stability for works and strength of construction.
The contractor is to provide setting out drawings prior to commencement.
All drawings are to be submitted for approval to Archway Building Consultancy.

ARCHWAY BUILDING CONSULTANCY

3RD FLOOR, THE NEWS BUILDING
3 LONDON BRIDGE STREET
SE1 9SG

TELEPHONE 07534964166
Email : Enquiries@Archwaybc.co.uk

Project

28 GASCONY AVENUE
LONDON
NW6 4NA

| | | | |
|-------|----------|-------|-----------|
| drawn | N.T. | rev | ... |
| date | 19.03.24 | scale | 1:20 @ A1 |

Title
EXISTING WINDOW SCHEDULE

| | | |
|------|----|-----|
| 0437 | 21 | 002 |
|------|----|-----|