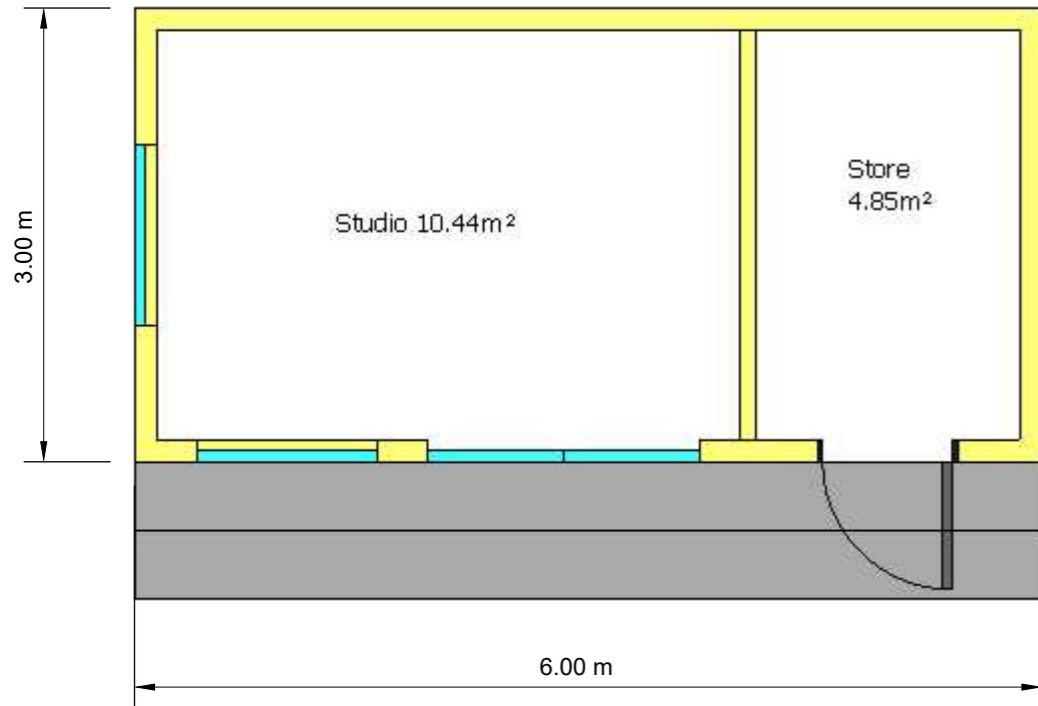
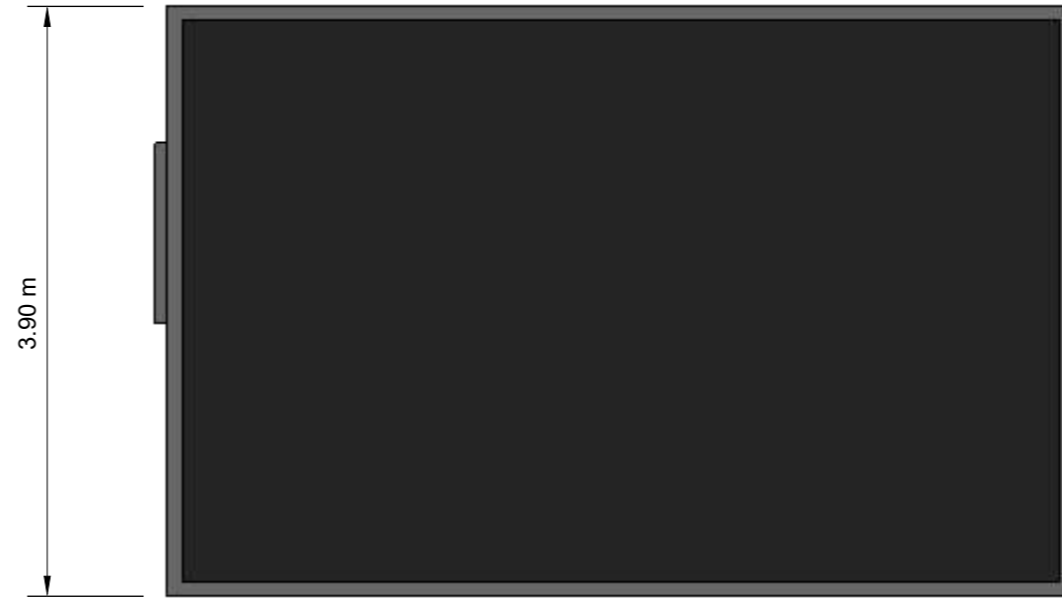


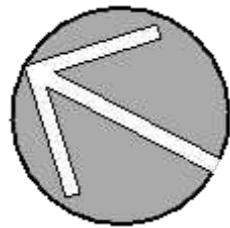
PROPOSED PLAN



PROPOSED ROOF PLAN



Scale 1:50



Garden Building Specification:

Foundations: Galvanised Steel Screw Piles

Structure: Pre designed timber frame panels

Roof: Single Ply EPDM Rubber Membrane in Dark Grey

Insulation: 90mm in the floors and ceilings and 70mm in the walls.

Door and window frames: Thermo efficient, double glazed doors, with frames in anthracite grey.

Exterior: Vertical cedar Cladding to front and left sides with cement particle board to rear and right elevation

Rainwater Goods: UPVC in Anthracite Grey

Internal Walls: Plastered

Floor: Engineered Oak

Heating: Under floor electric mat.

Lighting: LED spotlights to ceiling and exterior overhead canopy

This drawing is for Town Planning Purposes only, It must not be used for any other purpose.



CLIENT
7B Hollycroft Avenue
Hampstead
London
NW3 7QG

Date
29/02/2024

DRAWN BY
Eden Garden Rooms

SCALE : 1:50
@A3

TITLE
Proposed Floor
and Roof Plan

DWG 04