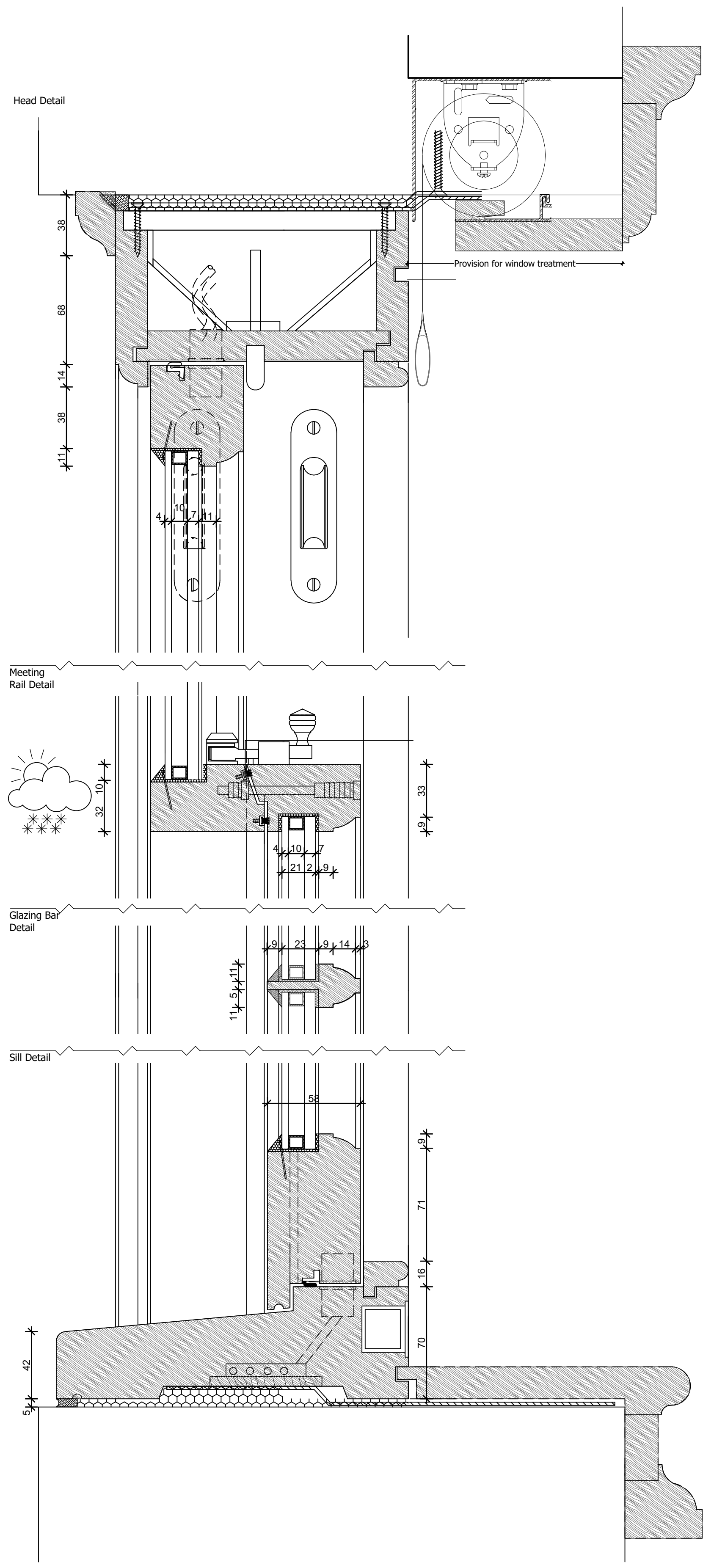
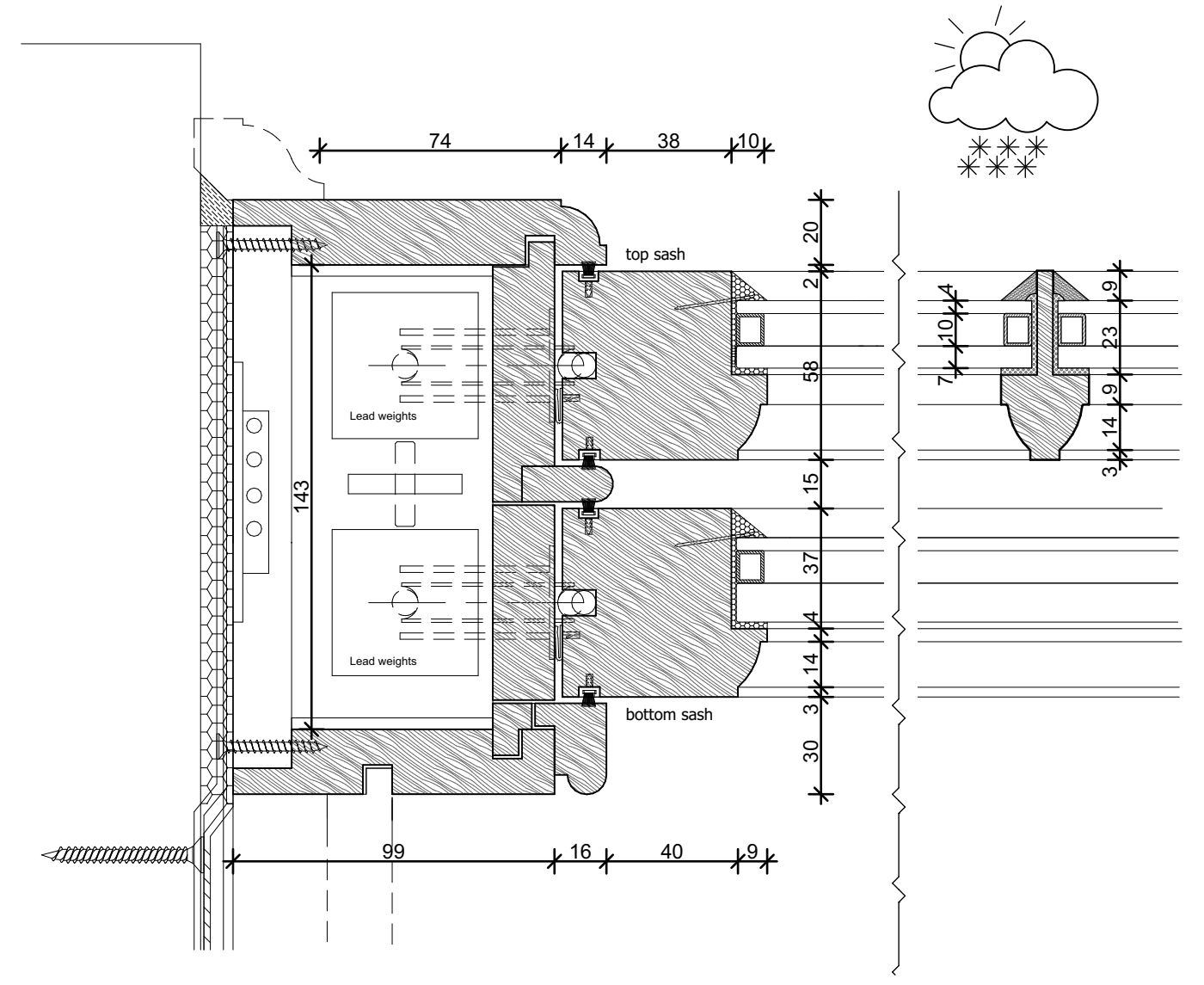


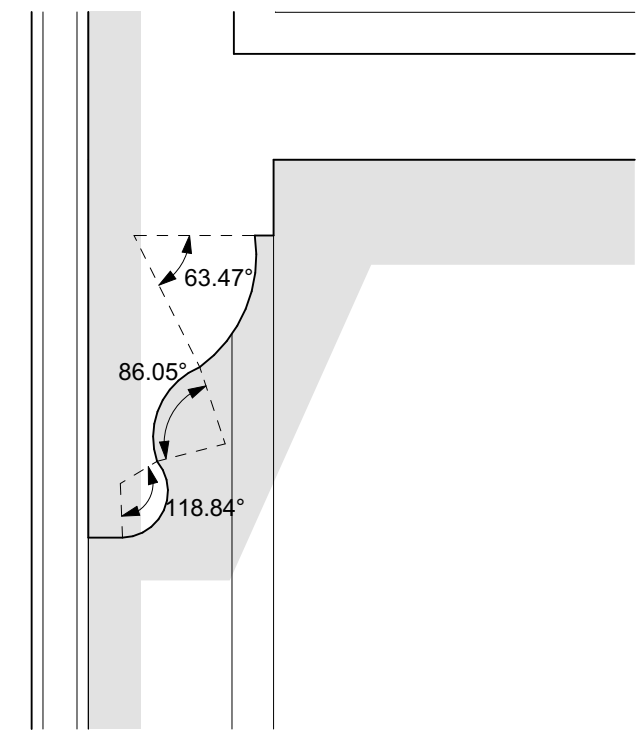
2 SCALE 1:10 @ A1, 1:20 @ A3
TIMBER SASH WINDOW - FIRST FLOOR ELEVATION



3 SCALE 1:2 @ A1, 1:4 @ A3
SECTION A-A - HEAD TO CILL DETAIL



4 SCALE 1:2 @ A1, 1:4 @ A3
SECTION B-B - BOX FRAME DETAIL



5 SCALE 1:2 @ A1, 1:4 @ A3
DETAIL C

DO NOT SCALE FROM THIS DRAWING
Figured dimensions only are to be taken from this drawing. All dimensions are to be checked on site before any work is put in hand.
If in doubt, ask.
All SHH drawings to be read in conjunction with relevant SHH Finishes, Sanitaryware, Lighting & Ironmongery schedules.
Any discrepancies to be highlighted to SHH prior to procurement and in good time.
Copyright © Spence Harris Hogan Limited 2024
Registered in England & Wales. Registered No. 261 0615
SHH is the trading name of Spence Harris Hogan Limited

Legends & Notes:
Notes:
- Radius and profiles to match existing survey.
- Double glazed unit, Outer glass 4mm low e, Central white spacer 10mm, Gap filled Krypton, Internal glass 6.8mm acc lam, U Value 1.1
- Glazing bedded & face finished in Hodgson heritage putty

Rev	Date	Description	Authr
PL01	04/03/2024	Planning condition approval	CK

shh
Architecture & Interior Design

RIBA MEMBER
Chartered Practice

1 Vencourt Place, Ravenscourt Park
Hammersmith, London W6 9NU
Phone: +44 (0) 20 8600 4171 Email: info@shh.co.uk
shh.co.uk

Project:
14 Greenaway Gardens
14 Greenaway Gardens
Hampstead

Client:
PRIVATE

Drawing Title:
PLANNING

FF Timber Sash Window Details
(Project number)DWG number_Revision:
(0942)5212_PL01