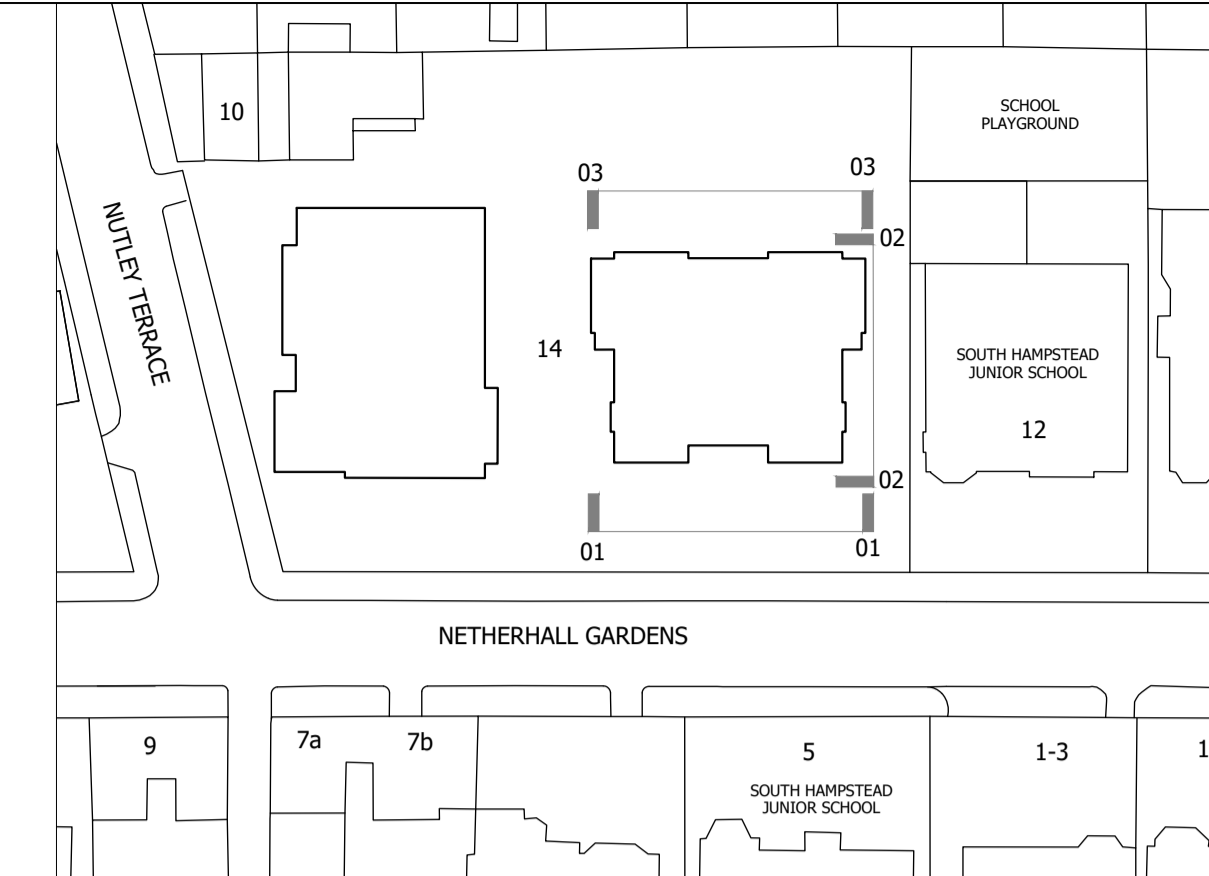




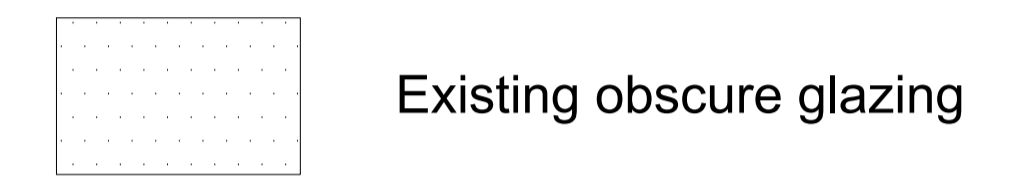
3  
013 West Elevation 01 - Scale 1:100@A1



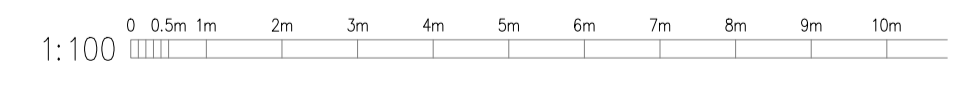
1  
013 South Elevation 02 - Scale 1:100@A1



Key Plan



2  
351 East Elevation 03 - Scale 1:100@A1



PROPOSED

THIS DRAWING IS NOT TO BE SCALED. ONLY FIGURED DIMENSIONS ARE TO BE FOLLOWED (UNLESS THE DRAWING IS PART OF A PLANNING APPLICATION). CONTRACTORS ARE TO CHECK ALL DIMENSIONS BEFORE WORK COMMENCES, AND REFER ANY APPARENT DISCREPANCY TO THE ARCHITECT.  
THIS DRAWING IS THE SOLE PROPERTY OF M.R PARTNERSHIP LIMITED, AND MAY NOT BE COPIED OR REPRODUCED IN ANY MANNER WHATSOEVER WITHOUT THE OWNERS WRITTEN CONSENT. (c) COPYRIGHT.

PROJECT FLAT 7, OTTO SCHIFF MANSIONS  
14 NETHERHALL GARDENS  
LONDON, NW3

DRAWING PROPOSED ELEVATIONS  
01, 02 & 03



41-42 FOLEY STREET, LONDON W1W 7TS  
T: +(0) 207 253 2526 / +(0)207 631 5405  
E: mail@ch-architects.com / info@mrpartnership.co.uk  
www.ch-architects.com / www.mrpartnership.co.uk

DATE: 16/02/2024 SCALE: 1:100@A1 DRAWN: AB

DWG No: 3042A\_350 REV. No: /

FILE: 3042A\_350\_Proposed Elevations 1\_2\_4.DWG