

TECHNICAL DATA SHEET

BauderGREEN Plugs - native and sedum species

Bauder provide a broad range of sedum and wildflower plugs for use on extensive green roofs. British grown sedum and native providence wildflower plugs. Plugs are a useful way of establishing a green roof, enabling the exact species to be planted in any location.

Intended Use

Bauder Plugs are typically planted into 100mm+ of Bauder (GRO & FLL Compliant) substrate – SUB BM for Wildflower, SUB-EM for sedum. These plugs are suitable to be the sole establishment method or combined with Bauder flora seed mixes. The use of plug plants allow particular species to be planted in particular positions or densities. The production of plugs is seasonal and particular species availability will vary through the year. Planting should only take place in the spring and autumn and will require regular water and aftercare for the first 10 weeks.



PRODUCT INFORMATION AND TECHNICAL PERFORMANCE		
Characteristic	Unit	Value
Maximum saturated weight (per plug)	g	Circa 35
Size	mm	50
Number per tray	No.	104
pH Value	pH	7.6
Growing Medium		Coir/bark Based (100% Peat Free)
Trays per Box	No.	Circa 50
Boxes per pallet	No.	24




UNITED KINGDOM

Bauder Ltd
70 Landseer Road, Ipswich, Suffolk IP3 0DH
T: +44 (0)1473 257671 E: info@bauder.co.uk
bauder.co.uk

IRELAND

Bauder Ltd
O'Duffy Centre, Carrickmacross, Co. Monaghan
T: +353 (0)42 9692 333 E: info@bauder.ie
bauder.ie

TECHNICAL DATA SHEET

CERTIFICATION AND ENVIRONMENTAL INFORMATION	
Flora Locale – Membership	
Perfect for Pollinators	
Endorsed by Buglife (the invertebrate charity)	
Trays	Black LDPE 160g (recyclable)
Supply Box	350g Recycled Cardboard (recyclable)
Recycled content of plugs	≥ 50% recycled material

INSTALLATION GUIDANCE
<p>Normally planted into SUB-BM Biodiverse Substrate. Plugs should be saturated prior to planting. The plug should be planted so as the plug sits flush with the substrate. Care should be taken not to traffic the area after planting. Plugs should be laid by skilled operative. See Bauder's Green Roof Installation Guide for full details.</p> <p>The correct watering and aftercare is required for this product.</p>

Bauder reserves the right to amend information and product specifications without prior notice. All reasonable care has been taken to ensure that all data is current at the time of print, however because Bauder pursues a policy of constant development we recommend ensuring that your copy of this information is current by contacting our Technical Department at technical@bauder.co.uk

Recommendations for use should be verified as to the suitability and compliance with actual requirements, specifications, installation techniques and any applicable laws and regulations.

UNITED KINGDOM
Bauder Ltd
70 Landseer Road, Ipswich, Suffolk IP3 0DH
T: +44 (0)1473 257671 E: info@bauder.co.uk
bauder.co.uk

IRELAND
Bauder Ltd
O'Duffy Centre, Carrickmacross, Co. Monaghan
T: +353 (0)42 9692 333 E: info@bauder.ie
bauder.ie