2 TYPICAL DOOR HEAD

Scale: 1:3

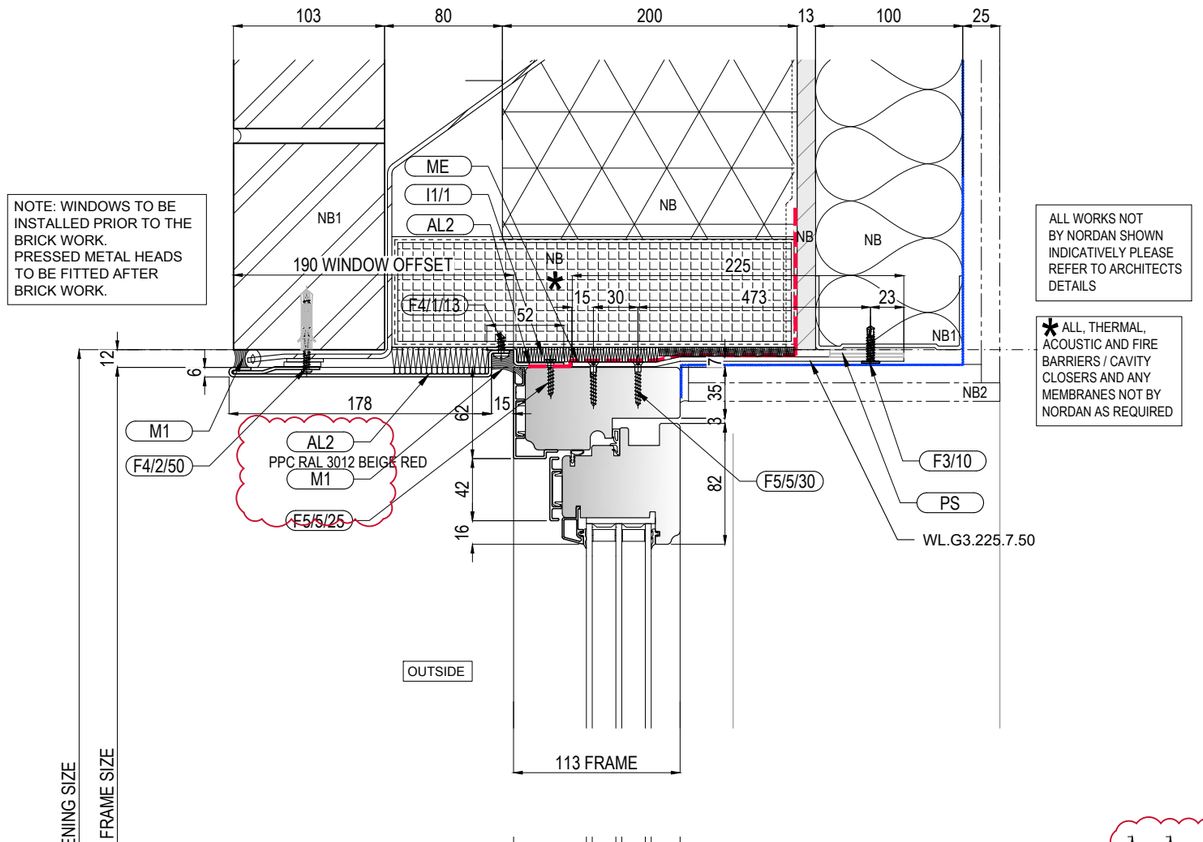

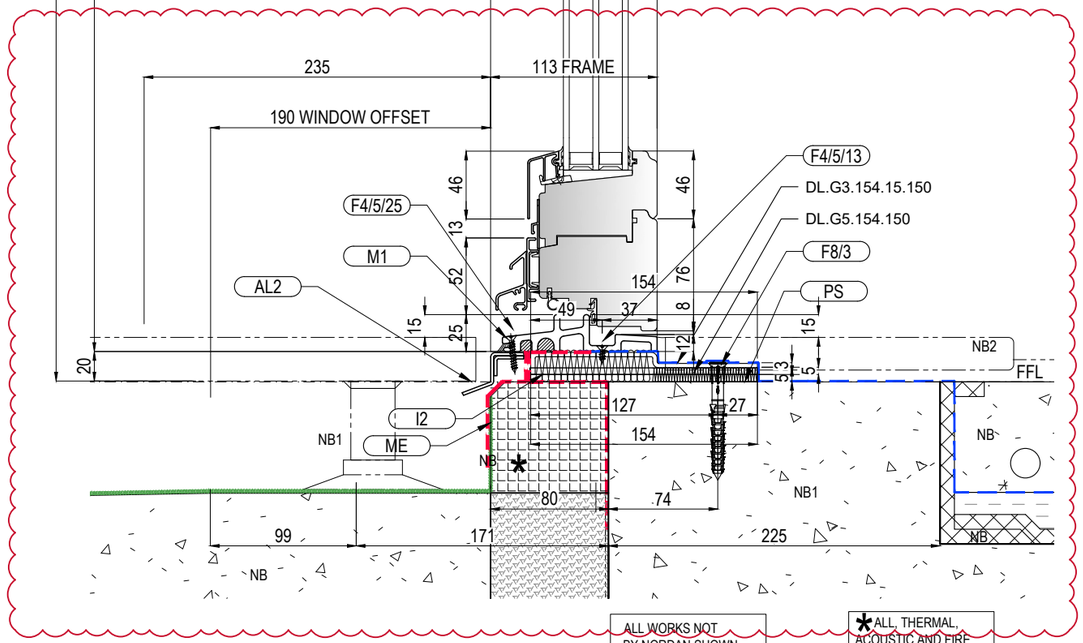

1 TYPICAL DOOR CILL

Scale: 1:3

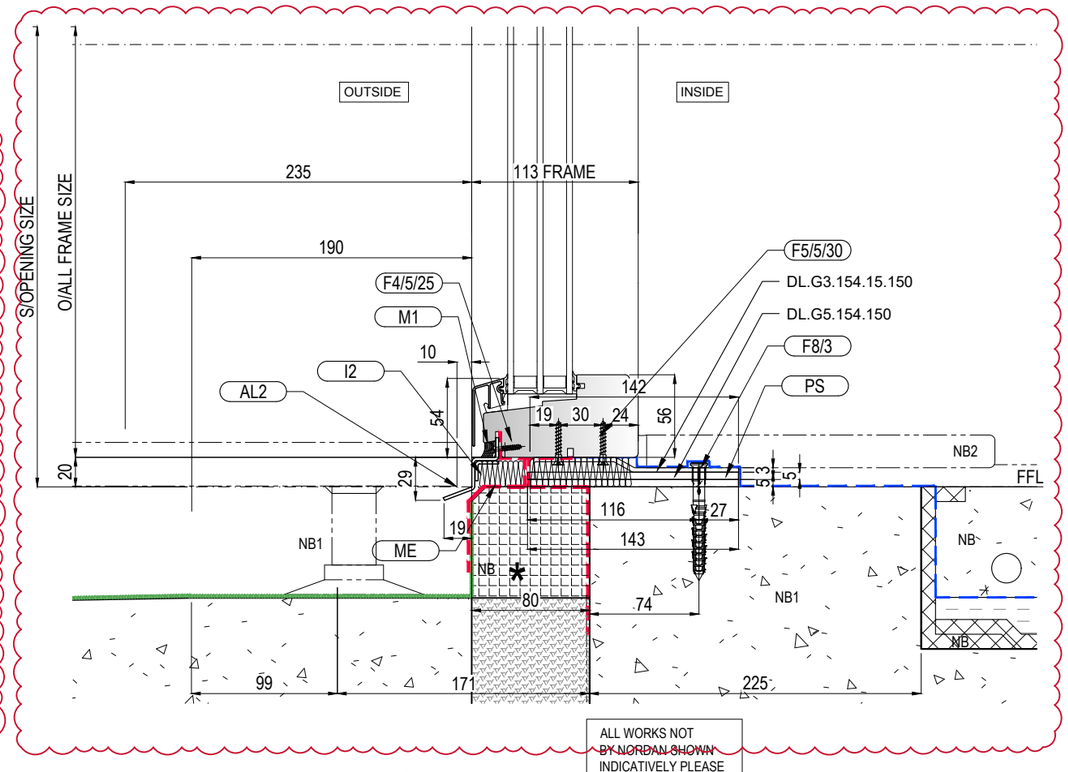

3 TYPICAL FIXED CILL

Scale: 1:3

NorDan

www.NorDan.co.uk

NorDan UK Ltd: 3 Almondview Office Park, Livingston. EH54 6SF
Tel: 01506 433173

DETAILS ON THIS DRAWING ARE THE COPYRIGHT OF NorDan AND MUST NOT BE REPRODUCED IN WHOLE OR PART WITHOUT PERMISSION

PLEASE, DO NOT SCALE FROM THIS DRAWING

IMPORTANT NOTES

(The recipient will be deemed to have cognisance and acceptance of all these notes) This drawing must be checked by the client, his agent or the main contractor and approved in writing. Any subsequent written instruction to manufacture (Including "No Comment") shall constitute approval. Manufacture cannot commence until approved. Thereafter the client or the main contractor will be liable for any additional expenses incurred by the manufacturer and their agents for any alteration to the design detail or layout requested by them.

CDM REGULATIONS

DESIGN RISK ASSESSMENT

The size and shape of individual units for this project have been designed to satisfy the overall design requirements for the building. All persons handling and installing such units should be aware that there are risks associated with this type of work that cannot be designed out.

In addition to the hazard/risk normally associated with the type of work detailed in this drawing, note the following risk information.

MEMBRANES COLOURS

- ME - EXTERNAL MEMBRANE
- WEATHERLINE BY OTHERS
- VAPOUR BARRIER BY OTHERS

NORDAN PRODUCTS MUST BE INSTALLED IN ACCORDANCE WITH THE NORDAN INSTALLATION MANUAL

Rev.	Description	Date
C01	FOR CONSTRUCTION	31-01-24
P01	FOR APPROVAL	01-12-23

Main Contractor: Wates Residential

Project: Abbey Road Phase 3

Drawing Title: TYPICAL DOOR VERTICAL DETAILS

Drawn By/Date: XSL/NOV 23

Checked By/Date: NUK/ NOV 23

Scale: 1:3@A2

Dwg. No.: ARP3-NOR-ZZ-ZZ-DR-X-31202

Rev.: C01

Issued for: For Construction