



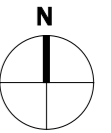
EXISTING BLOCK PLAN

SCALE 1:500



EXISTING SITE PLAN

SCALE 1:1250



LEGEND:

- EXISTING
- PROPOSED
- BOUNDARY

Scale 1:500
@A3



Scale 1:1250
@A3



3 River Reach, Gartons Way,
Battersea
London SW11 3SX
Tel (0208) 288 8950 Fax (0871) 918 2798
www.extensionarchitecture.co.uk

This drawing is prepared solely for design and planning submission purposes. It is not intended or suitable for either building regulations or construction purposes and should not be used for such. All dimension shall be check and confirmed with site rep. and any discrepancies between the drawings and site shall be reported to PM. This drawing to be read in conjunction with engineers specification and details. For construction information please refer to all drawings and specification of works.

For any structural steelworks details please refer to structural engineer's drawings & calculations.

The copyright of the drawing and designs remains with Extension Architecture. All copies are only for information about the application, they may not be used for any other purpose without the express written permission of Extension Architecture.

CLIENT	Mina Dragojevic		
PROJECT	12 Aldred Road, NW6 1AN		
TITLE	Existing Site & Block Plans		

NOTES		
VERSION	DESCRIPTION	DATE

SCALE	DATE
As	22.02.2024
DRAWN	VERSION
indicated	
ZG	
SHEET REF. NO	
12AR -PL -00	



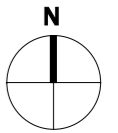
PROPOSED BLOCK PLAN

SCALE 1:500






PROPOSED SITE PLAN

SCALE 1:1250



LEGEND:

-  EXISTING
-  PROPOSED
-  BOUNDARY

Scale 1:100
@A3



3 River Reach, Gartons Way,
Battersea
London SW11 3SX
Tel (0208) 288 8950 Fax (0871) 918 2798
www.extensionarchitecture.co.uk

This drawing is prepared solely for design and planning submission purposes. It is not intended or suitable for either building regulations or construction purposes and should not be used for such. All dimension shall be check and confirmed with site rep. and any discrepancies between the drawings and site shall be reported to PM. This drawing to be read in conjunction with engineers specification and details. For construction information please refer to all drawings and specification of works.

For any structural steelworks details please refer to structural engineer's drawings & calculations.

The copyright of the drawing and designs remains with Extension Architecture. All copies are only for information about the application, they may not be used for any other purpose without the express written permission of Extension Architecture.

CLIENT	Mina Dragojevic		
PROJECT	12 Aldred Road, NW6 1AN		
TITLE	Proposed Site & Block Plans		

NOTES		
VERSION	DESCRIPTION	DATE

SCALE	DATE
As	22.02.2024
DRAWN ZG	VERSION
SHEET REF. NO	
12AR -PL -01	