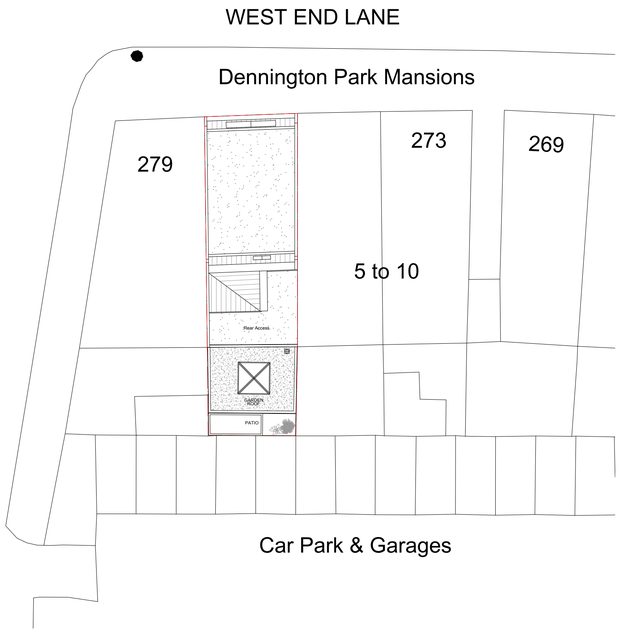

PROPOSED BLOCK PLAN
SCALE 1:200@A1

0 20mt

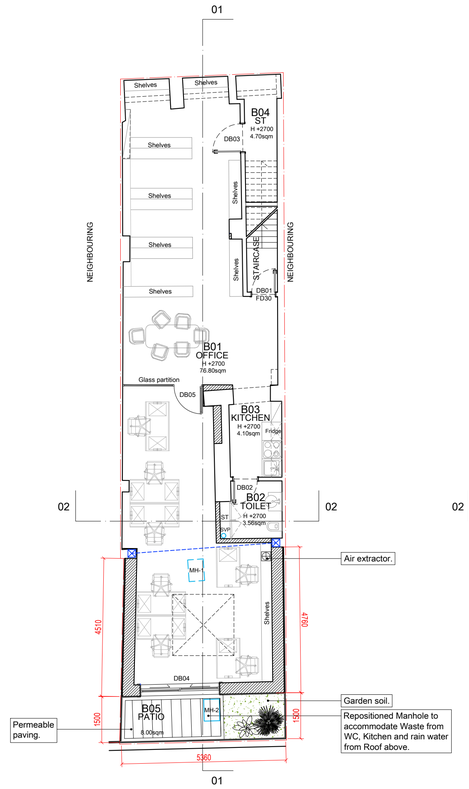

PROPOSED BASEMENT LAYOUT
SCALE 1:100@A1

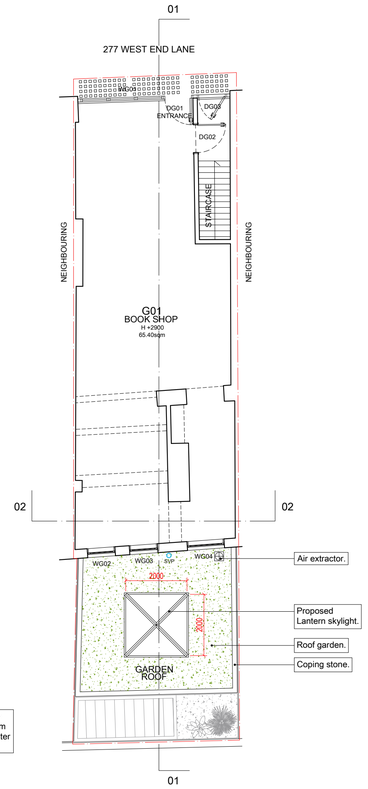

PROPOSED GROUND-FLOOR LAYOUT
SCALE 1:100@A1

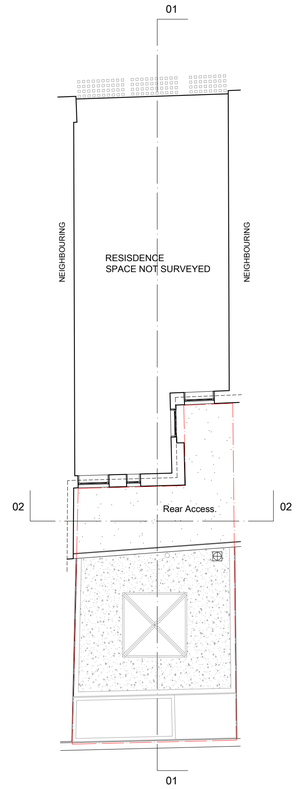

PROPOSED FIRST-FLOOR LAYOUT
SCALE 1:100@A3

General notes:
- All dimensions are in millimeters unless noted otherwise.
- All dimensions shall be verified on site before proceeding with the work.
- CO.MA.architecture ltd shall be notified in writing of any discrepancies.

Party Wall Act 1996:
If the project progresses onto site without the involvement of CO.MA.architecture the Client must seek advice prior to commencement of the planned works as detailed on the drawings to establish whether the works fall within the scope of the Act which required adjoining property owners to be served with a statutory notice.

C.D.M. Regulations 2015:
These drawings have been produced for the purpose of applying for Planning only. If the project progresses on to site without the involvement of CO.MA.architecture ltd, the client and contractor must ensure that they fulfil the duties in respect of the construction (Design and Management) Regulations 1994. If advice is required please do not hesitate to contact CO.MA.architecture ltd.

© This drawing is the property of CO.MA.architecture Ltd who retain the sole copyright of its contents & it may not be reproduced in part or in whole without written permission.

Revision
-

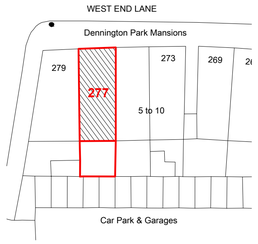

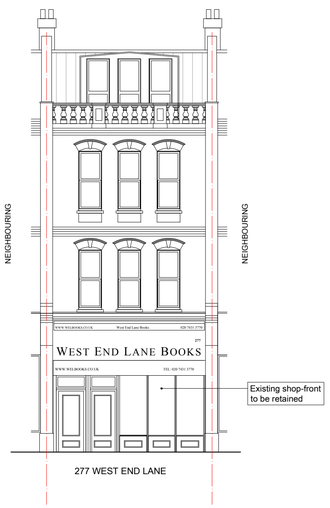

PROPOSED FRONT ELEVATION (227 WEST END LANE)
SCALE 1:100@A1

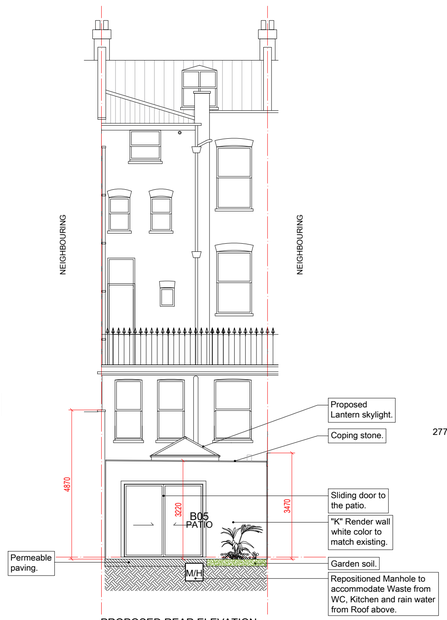

PROPOSED REAR ELEVATION
SCALE 1:100@A1

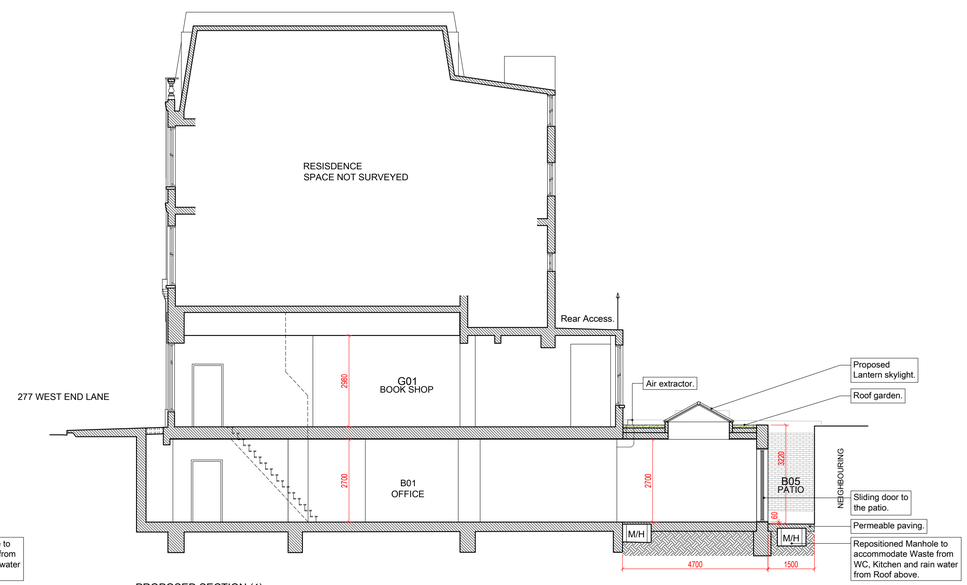

PROPOSED SECTION (1)
SCALE 1:100@A1

PROPOSED SECTION (2)
SCALE 1:100@A1

0 5mt

CO.MA.architecture ltd
mob.+44 (0)7951355576

coco@comaprojects.co.uk
www.comaprojects.co.uk

Client
WELMANAGE Ltd
277 West End Lane
London NW6 1QS

Project
277 West End Lane

Stage	Phase
PROPOSED	PLANNING

Drawing Title
PROPOSED DRAWINGS

Scale/Paper Size	Date	Drawn
As indicated	24-01-24	GC
Job No.	Drawing No.	Revision
COMA23/05	P104	-