A0 DO NOT SCALE

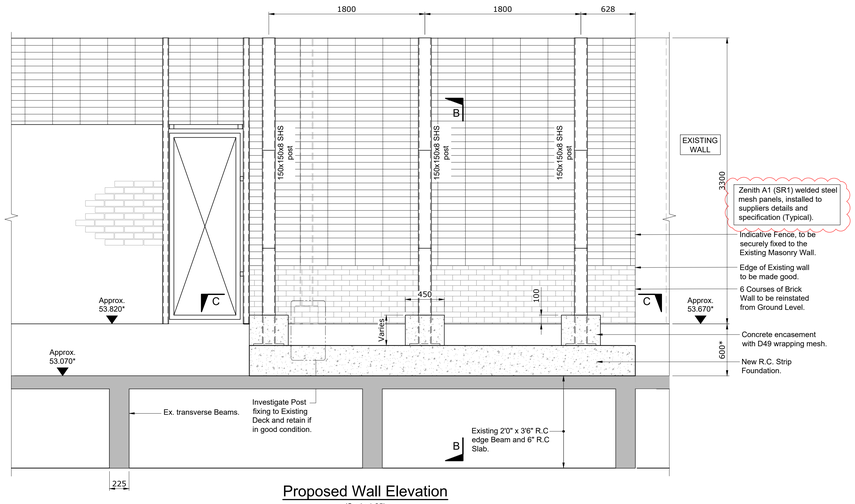

Proposed Wall Elevation
(Scale 1:25)

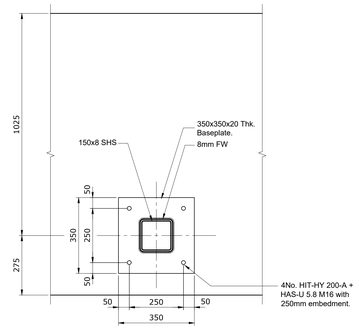

Baseplate Detail
(SCALE 1:10)

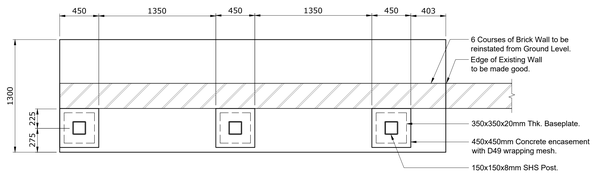

Plan C-C
(Scale 1:25)

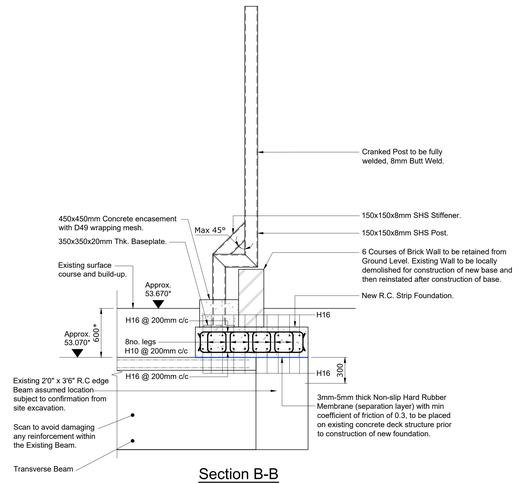

Section B-B
(Scale 1:25)

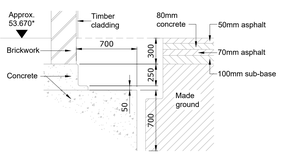

Section A-A Through Trial Pit 1
(Scale 1:25)

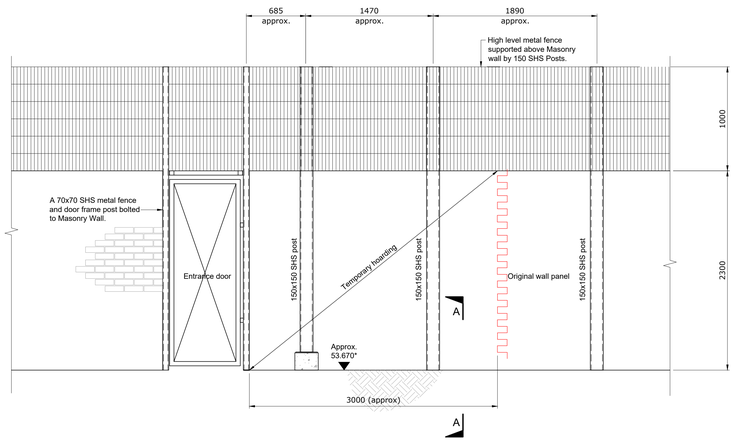

Existing Wall Elevation
(Scale 1:25)

DEMOLITION SEQUENCE OF WORKS

1) Apply for pavement closure/ diversion on Churchill Road
2) Demolition - provide safety and security temporary hoarding to site areas
3) Remove all stud posts fixed to masonry and high level fencing
4) Temporarily remove stud post (A) fixed to low level wall with wire mesh fencing
5) Temporary restrain wall approximate 4m from entrance door
6) Carefully remove whole masonry panels
7) Excavate and test drill to underside of wall footing on school side and report footing depth to Engineers
8) Works to be carried out by competent contractor

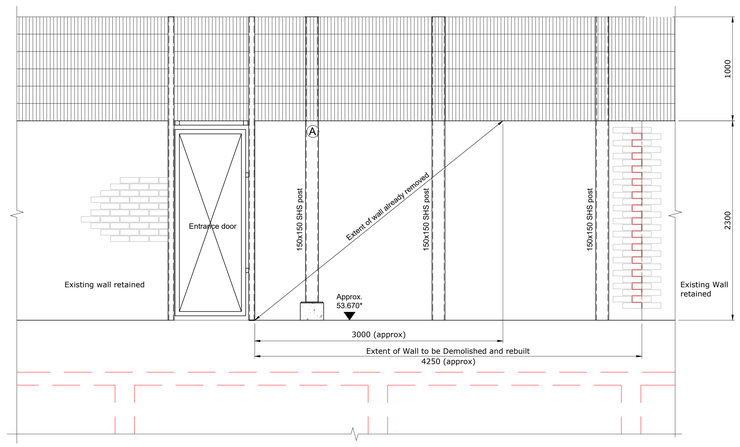

Elevation Showing Extent of Wall Demolition
(Scale 1:25)

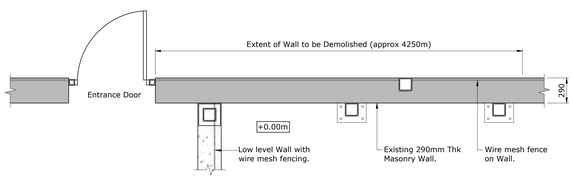

Existing Wall Plan
(Scale 1:25)

ALL STEELWORK TO BE GALVANIZED.

ALL LEVELS AND DIMENSIONS MARKED THUS * TO BE CHECKED ON SITE BY CONTRACTOR.

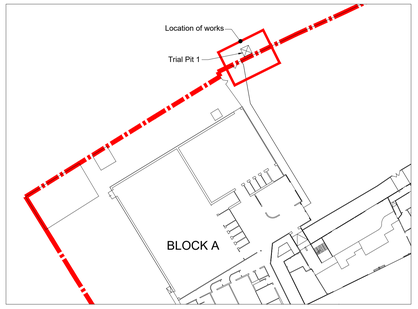

Location Plan
(Scale 1:500

INTERNAL VIEW OF HOARDING SHOWING LOCATION OF WALL TO BE REBUILT

EXTERNAL VIEW OF WALL TO BE REBUILT

ALL DIMENSIONS, LEVELS AND CLEARANCES TO BE CHECKED ON SITE PRIOR TO WORKS COMMENCING

THIS DRAWING SHOULD BE READ IN CONJUNCTION WITH ALL OTHER PROJECT RELATED DRAWINGS, SPECIFICATIONS AND DOCUMENTS AS PART OF A SINGLE PROJECT PACKAGE.

ANY DESCREPANCY BETWEEN THIS DRAWING, OTHER DRAWINGS FORMING PART OF THIS CONTRACT, OR THE SPECIFICATION / BILLS OF QUANTITIES MUST BE CLARIFIED BEFORE COMMENCEMENT OF ANY WORK OR ORDERING OF ANY MATERIALS.

PLEASE CONSULT THE AUTHOR OR PROJECT MANAGER SHOULD THE READER REQUIRE CLARIFICATION ON ANY PART OF THIS DRAWING.

THE COPYRIGHT OF THE DRAWING AND DESIGN IS THE PROPERTY OF THE COMPANY. THIS INFORMATION HAS BEEN ISSUED UNDER SPECIFIC TERMS FOR THIS PROJECT AND MAY ONLY BE USED AND REPRODUCED ACCORDINGLY.

NOTES

1. SECURE SITE AND UNDERTAKE DEMOLITION SEQUENCE OF WORKS
2. REPORT EXISTING WALL FOOTING DEPTH ON SCHOOL SIDE TO ENGINEER FOR CONFIRMATION OF FOOTING EXTENSION
3. CONCRETE FOR FOOTING EXTENSION GRADE 32/40 TO BS 8110 - 20mm MAX AGGREGATE.
4. CONTRACTOR TO SITE CHECK ALL DIMENSIONS PRIOR TO ORDERING OF MATERIAL AND COMMENCEMENT OF THE WORKS.
5. ALL STEELWORK TO BE GALVANIZED.
6. THIS DRAWING TO BE READ IN CONJUNNCTION WITH DRG. No. 226549-FCG-ST-XX-DR-S-4001.

Rev	Date	By	Chk	Comment
C09	08.02.24	KC	JB	Revised as clouded
C08	30.08.23	KC	JB	Revised as clouded
C07	11.08.23	KC	JB	Revised as clouded
C06	01.06.23	JL	JB	Wall construction revised
C05	14.04.23	JL	JB	Wall construction revised
C04	13.09.22	KC	JB	Wall construction revised
C03	25.07.22	KC	JB	Wall reconstruction revised
C02	13.09.19	SS	PA	Construction issue, Section A-A added
C01	24.07.19	KC	PA	Construction issue
P01	03.07.19	SS	PA	Preliminary issue

FRANKHAM
Frankham Consultancy Group Limited
E: enquiry@frankham.com
www.frankham.com
SIDCUP OFFICE: Irene House, Five Arches Business Park, Maidstone Road, Sidcup, Kent DA14 5AS. T: 020 8309 7777
OXFORD OFFICE: Wootton Business Park, Besselsleigh Road, Wootton, Abingdon, Oxfordshire OX13 6FD. T: 01865 322500
LONDON OFFICE: Third Floor, Lansdowne House, 15-17 St Cross Street, London EC1N 8UW. T: 020 7601 0790
STEVENAGE OFFICE: Suite 206, Second Floor, Kings Court, Kingsway, London Road, Stevenage, Hertfordshire SG1 2NG. T:01438 878510

Client: London Borough Of Camden

Project Title: Acland Burghley School

Drawing Title: Boundary Wall at Entrance to Sports Hall

Status: CONSTRUCTION ISSUE

Drawn By:	Designed By:	Checked By:	Approved By:
SS	AA	JB	GL

Original Issue Date:	Scale @ A0:
25/07/2022	As shown

Job No/ File Ref		Originator	Zone	Level
226549		FCG	ST	EL
Type	Discipline	Number	Suitability	Revision
DR	S	4320	D3	C09