

10 February 2024

**Tree Works at 4 Netherhall Gardens, London NW3 5RR**

Please see below routine maintenance I would like to carry out.

**Front garden:**

1. PRUNE HEIGHT & WIDTH UP TO 2.5M & SHAPE: Three Leylandii (**Fig 1**), within 3 feet of the house

**Back garden:**

2. PRUNE HEIGHT & WIDTH UP TO 2M & SHAPE: Walnut Tree (**Fig 2**), esp. reducing branches abutting house
3. PRUNE HEIGHT & WIDTH UP TO 2.5M & SHAPE: Mix of two laurel/two elaeagnus bushes against side fence (**Fig 3**)
4. PRUNE BRANCHES UP TO 2M & SHAPE: Sycamore tree (**centre Fig 4**), routine pruning
5. PRUNE HEIGHT & WIDTH UP TO 2.5M & REMOVE DEAD LOWER BRANCHES: Four cypress trees against garden fence (**thinner trunks Fig 4**) (improving breathing space for the sycamore esp. to the left)
6. PRUNE HEIGHT UP TO 3M, WIDTH 1.5M & SHAPE: Two Leylandii against side fence (**Fig 5**)
7. PRUNE HEIGHT UP TO 2.5M, WIDTH 1.5M & SHAPE: Five laurel bushes against rear and rear-side fences (**Fig 6a & b**)
8. REMOVE: Dead Robinia (**Fig 7**)
9. PRUNE BRANCHES UP TO 2M: Catalpa Tree (**Fig 8**) (sideways habit due to larger neighbouring tree)

For your assistance, I attach photographs and a rough map. If you need anything else, please let me know. Many thanks for your assistance.

Best regards,


Chris Williams

**Fig 1: Three leylandii**


**Fig 2: Walnut (bare branches)**



**Fig 3: Laurel & elaeagnus bushes**



**Fig 4. Sycamore (centre) & four cypress**





**Fig 5: Two Leylandii (centre)**



**Fig 6a: Laurel bushes**



**Fig 6b: Laurel bushes**



**Fig. 7: Robinia (thin trunks centre)**

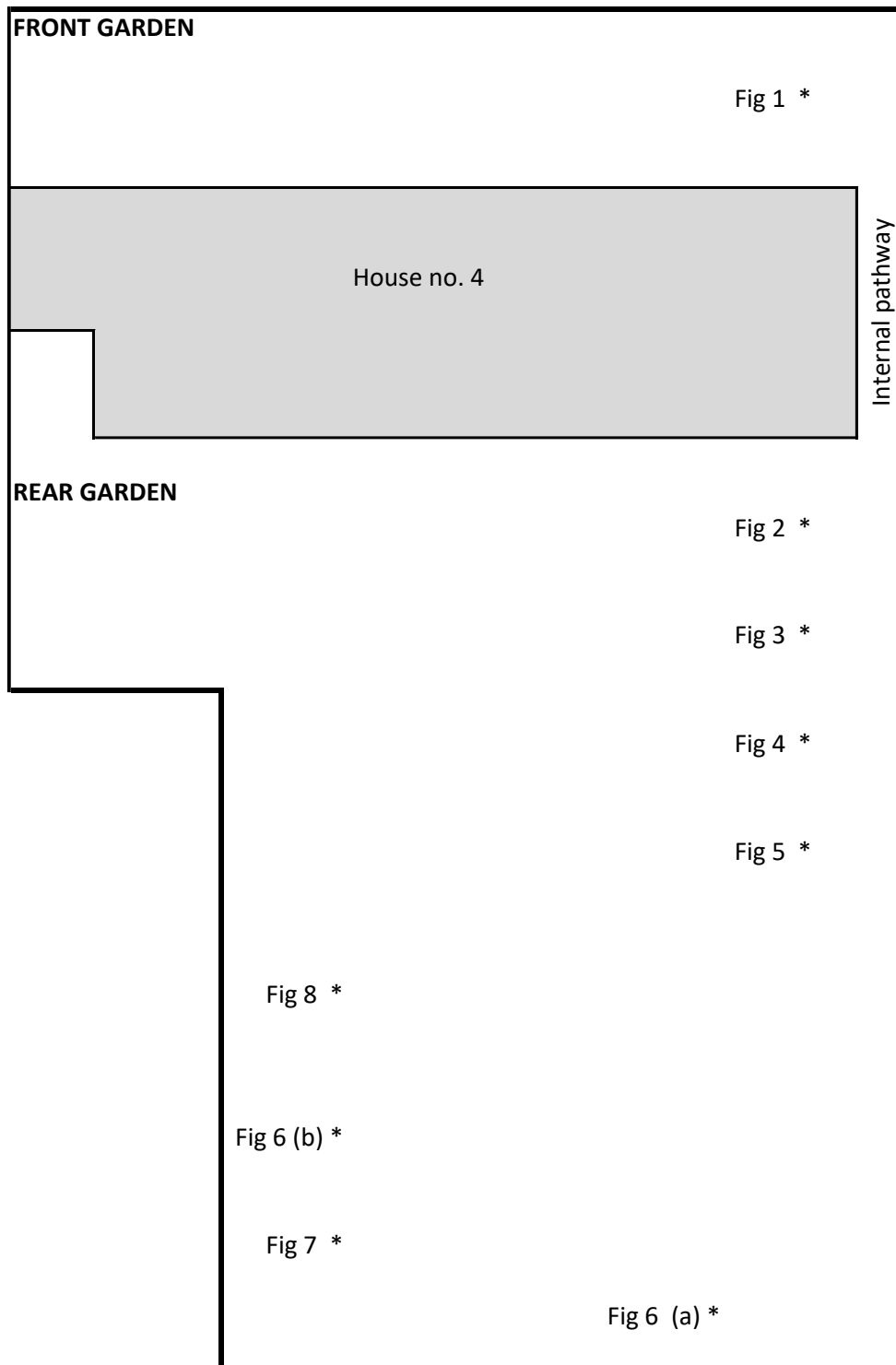




**Fig. 8: Catalpa (bare branches centre)**



**STREET SIDE  
NETHERHALL GARDENS**



(approx)